

INDIVIDUAL SPECIFICATION SHEET

Product Name: 1206 Slow Blow SMD Fuses

Part Number: :F12T4

Revision: B



Dongguan TLC Electronic Technology Co., LTD

No.18,5th GaoLi Road,TangXia Town,DongGuan,GuangDong,P.R China 523710

TEL: 86-0769-3892 0511

FAX: 86-0769-8793 2077

Http: www.tlcet.com.cn

Rev.	Effective Date	Changed Contents
A	2020-9-18	New Release
B	2021-3-10	Update Spedfications

The individual specification sheet are the property of Dongguan TLC electronic technology Co.,Ltd and shall not be copied or used as commercial purposes without permission.

PREPEARED BY

APPROVED BY




Description

F12T Series are the fuses set the industry standard for performance, reliability and quality. The solder-free design provides excellent on-off and temperature cycling characteristics during use and also makes our SMD fuses more heat and shock tolerant than typical subminiature fuses.

	Electrical Characteristics					
Rated Current	1.0In	2.0In	2.5In	3.0In	3.5In	10.0In
4A	4 hour min.	-	-	-	5 sec max.	0.2ms – 10ms

Features

- High inrush current withstanding capability
- AEC-Q200 Automotive Grade Certified
- Compatible with reflow and wave solder
- Ceramic and glass construction
- Excellent environmental integrity
- One time positive disconnect
- Lead Free and Halogen free material

Specifications

Specification							
Part No.	Rated	Rated	Breaking Capacity (A) ¹	Typical Cold Resistance (mOhms) ²	Typical Voltage Drop (mV)	Typical Pre-Arcing I ² t (A ² Sec) ³	Alpha Mark
	Voltage	Current					
	DC	(A)					
F12T4	72V	4	50A	34	173	2.5	S

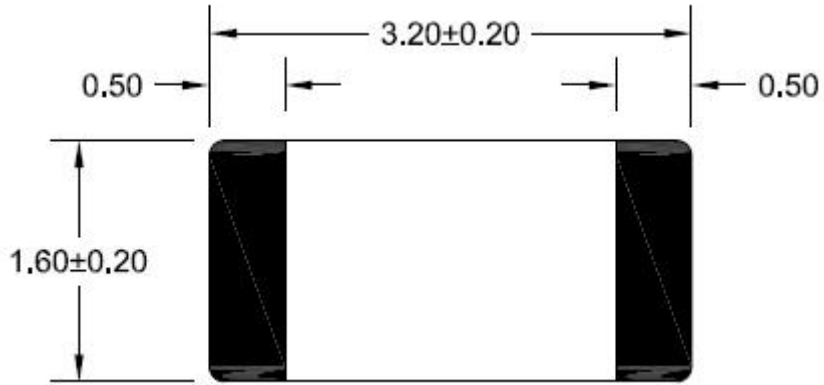
1. DC Interrupting Rating (Measured at rated voltage, time constant of less than 50 microseconds, battery source)
2. DC Cold Resistance are measured at <10% of rated current in ambient temperature of 25°C
3. Typical Pre-arcing I²t are measured at 10In Current

Choice fuse for surge application (USB charger etc.), make sure the I²t of fuse is 4 times than surge. Specifications are subject to change without notice. Application testing is strongly recommended.

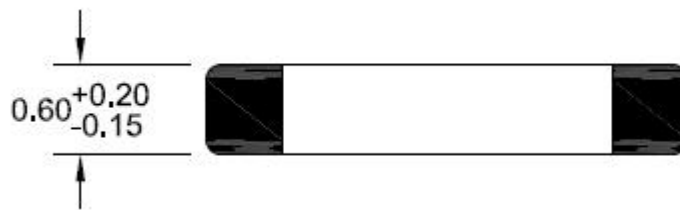
Dimension

Drawing not to scale (Unit: mm)

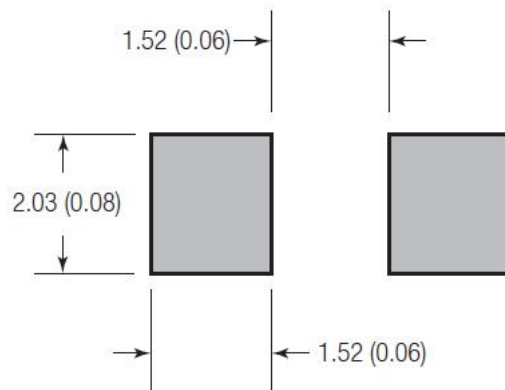
Top view



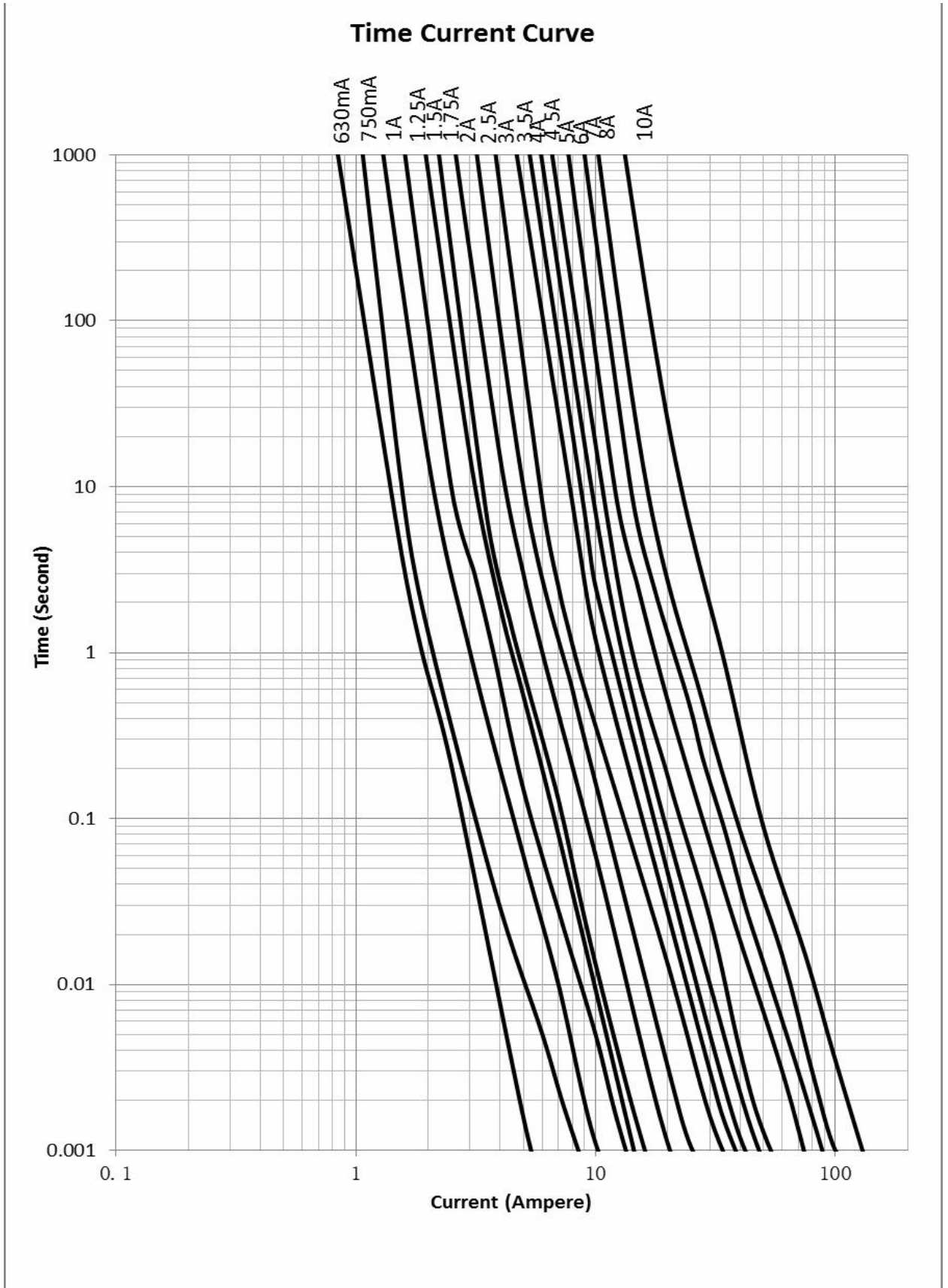
Side view



Recommended land pattern

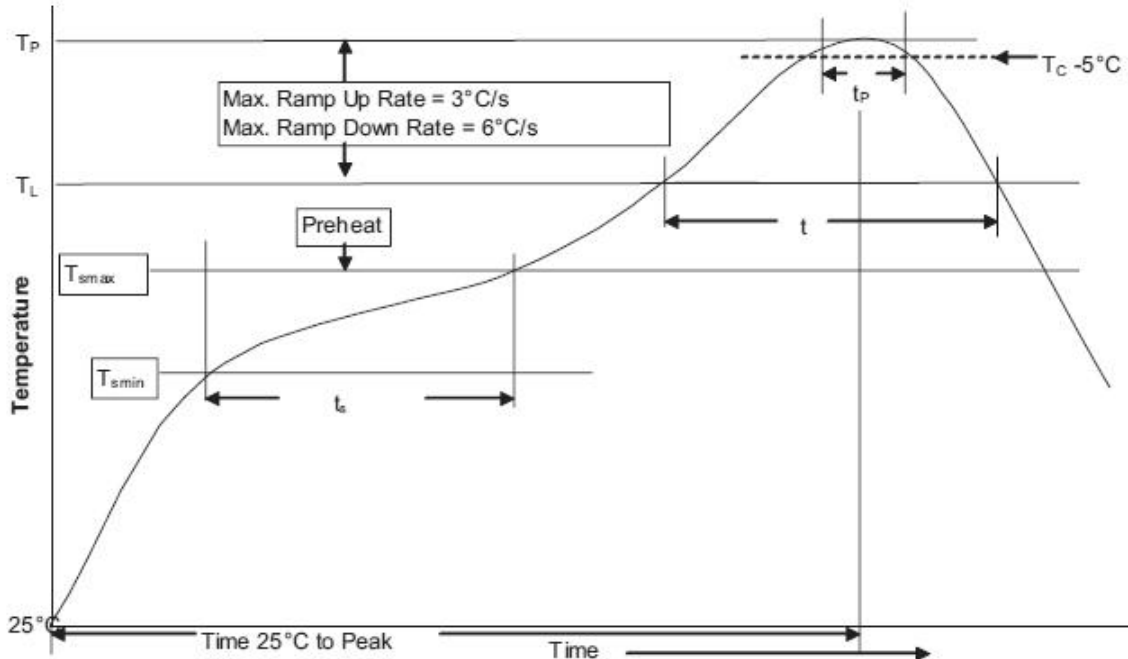


Unit: mm(inch)



Soldering method

- Wave solder
 - Reservoir temperature: 260°C
 - Time in reservoir: 10 seconds maximum
- Infrared reflow
 - Temperature: 260°C
 - Time: 30 seconds maximum

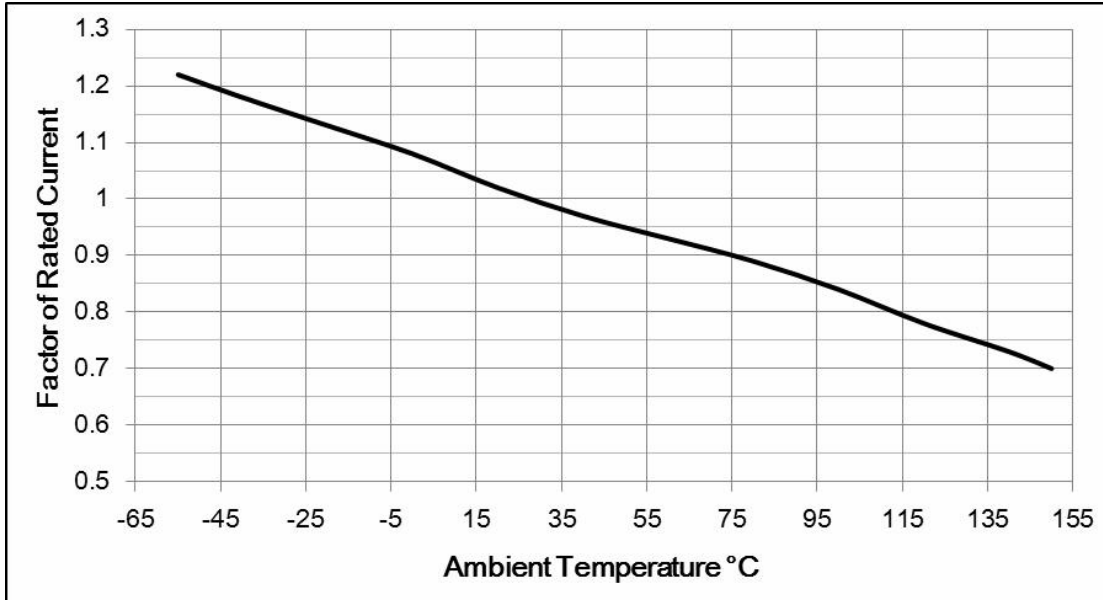
Solder reflow profile


Profile Feature		Lead(Pb) free solder
Preheat and soak	• Temperature min.(T_{smin})	150°C
	• Temperature max. (T_{smax})	200°C
	• Time (T_{smin} to T_{smax}) (t_s)	60 - 120 Seconds
Average ramp up rate T_{smax} to T_P		3°C / Second Max.
Liquidous temperature (T_L)		217°C
Time at liquidous (t_L)		60 - 150 Seconds
Peak package body temperature (T_P)		260°C
Time (t_p) within 5°C of the specified classification temperature (T_C)		30 Seconds
Average ramp-down rate (T_P to T_{smax})		6°C / Second Max.
Time (25°C to Peak Temperature)		8 Minutes Max.

Temperature Derating Curve

Normal ambient temperature: 23+/-3°C

Operating temperature: -55 ~ 125°C, with proper correction factor applied



Package

3000 fuses on 8mm tape-and-reel on a 7 inch (178mm) reel per EIA Standard 481.

--- End of Document ---

X-ON Electronics

Largest Supplier of Electrical and Electronic Components

Click to view similar products for [Surface Mount Fuses](#) category:

Click to view products by [TLC manufacturer](#):

Other Similar products are found below :

[FHC20402ADTP](#) [NFVC6125S0R50TRF](#) [SFT-125MA](#) [TF16SN2.00TTD](#) [7010.9810.57](#) [FCC16501ABTP](#) [FCC16102ABTP](#) [FHC16322ADTP](#)
[0308.250UR](#) [0308.375UR](#) [0308.500UR](#) [0308.750UR](#) [0308001.UR](#) [030801.5UR](#) [FCC16202ABTP](#) [F0603G0R03FNTR](#) [SKY87604-12](#)
[SKY87604-11](#) [SKY87604-13](#) [3404.0110.22](#) [7010.9962.63](#) [R451003.L](#) [R451.500L](#) [R451001.L](#) [3-103-119](#) [3-103-123](#) [122 30A 36V](#) [SGB401](#)
[SGB075](#) [S1206-FC-1.0A](#) [S1206-S-2.0A](#) [CFS06V3TR63](#) [F06F3](#) [F12F7](#) [F12T20](#) [F06F0.25](#) [F06T0.5](#) [F12F2.5](#) [F12F0.25](#) [F06F1](#) [F06F8](#)
[F06T1](#) [F12F10](#) [F06F2](#) [F06F0.75](#) [F06F6](#) [F06F1.5](#) [F06T2](#) [F12F3.5](#) [F12T5](#)