



## 2410 Fast Acting Fuse

### 1、适用范围 / Scope of Application

本产品适用于各类电子设备电路的过流保护作用，广泛应用于照明设备、电源设备以及适配器等领域。

This product is suitable for various kinds of electronic devices' circuit over current protection. Widely used in industrial of Lighting, Power supply and Adapter applications, etc.

### 2、安规认证标准及编号 / Standards and Agency Approvals

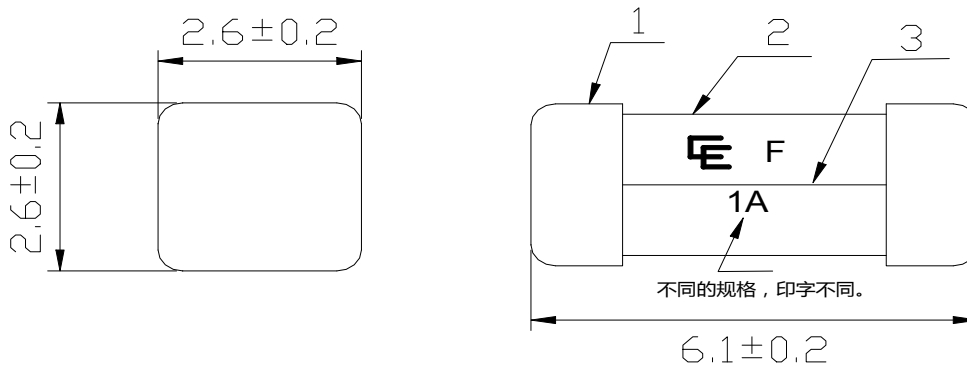
2.1 执行标准：遵循 UL248-1;UL248-14。Standards: In accordance with UL248-1;UL248-14.

2.2 认证范 Certification:

额定电压 Rated Voltage	安规标准 Agency	认证电流 Ampere Range	证书编号 Agency File Number
125V/250V/300V	UR	50mA ~ 10A	E358595
	C-UR	50mA ~ 10A	E358595

### 3、结构及尺寸 / Dimensions and Structure

单位：毫米 / Unit: mm





## 2410 Fast Acting Fuse

### 4、材料明细 / Material Details

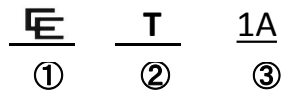
编号 NO.	零件名称 Part Name	材质 Material
①	铜帽 Cap	黄铜镀银 Ag Plated Brass
②	管体 Body	陶瓷管 Body
③	熔丝 Fuse element	合金 Alloy

### 5、产品标示 / Product Marking

保险丝两端铜帽上或本体上需有下列标示。

The fuses cap or fuse body shall have the following markings.

示例 Example:



①制造厂商标识/ Logo:

②电器特性符号/ Electrical Characteristic symbol: F/T (Fast-Acting/Time-Lag)


③额定电流/Rated Current: A 或 or mA

**注意 / Note:** 对于标示的大小和位置没有规定。  
 Size and position of the markings shall not be provided



## 2410 Fast Acting Fuse

### Product Characteristic

Rated current	Rated voltage	Maximun voltage drop(mv)	Breaking capacity	I <sup>2</sup> T A <sup>2</sup> s	
50mA	125V(SAF) 250V(SBF) 300V(SCF) 125V(50mA~15A) 250V(50mA~10A) 300V(50mA~10A)	5000	125V@100A ac 250V/300V@50A ac	0.00019	●
62mA		4400		0.00019	●
100mA		3500		0.00138	●
125mA		2500		0.00286	●
160mA		2200		0.0048	●
200mA		1800		0.0089	●
250mA		1400		0.0158	●
315mA		1300		0.0311	●
400mA		1000		0.0551	●
500mA		900		0.0824	●
630mA		800		0.1381	●
800mA		600		0.2654	●
1.0A		500		0.6029	●
1.25A		400		0.664	●
1.6A		300		1.06	●
2.0A		300		0.53	●
2.5A		300		1.029	●
3.15A		300		1.92	●
4.0A		300		3.152	●
5.0A		300		5.566	●
6.3A	300	9.17	●		
8.0A	220	20.23	●		
10.0A	220	26.46	●		
12.0A	220	32.0	●		
15.0	220	53.0	●		

### 6、外观及形状 / Appearances and Configuration

6.1 外观不应出现显著的污点、裂纹，标识应该容易辨识。There shall not be any remarkable stain and crack on the appearances, markings shall be easily legible.

6.2 形状：不带引线或带直线引脚小型陶瓷管保险丝。Configuration: No Lead End Cap or Axial Leded Miniature Ceramic Tube Fuse.



## 2410 Fast Acting Fuse

### 7、产品特性

#### 7.1 引脚拉力强度 / Lead Pull Strength

10 牛顿 10±1 秒 / 10N for 10±1 Seconds

#### 7.2 引脚推力强度 / Lead Thrust Strength

2 牛顿 10±1 秒 / 2N for 10±1 Seconds

#### 7.3 可焊性 / Solder ability

波峰焊/Wave : 260℃, ≤3s;

烙铁焊/Soldering Iron: 350±5℃, ≤3s.

#### 7.4 耐焊接热 / Soldering Heat Resistance

波峰焊/Wave : 260℃, <10s;

烙铁焊/Soldering Iron: 350℃, <3s.

### 8、电气特性 / Electrical Characteristics

#### 8.1 实验条件: Test Condition

所有测试环境温度均为 25±5℃。

All electrical test is to be conducted with the ambient air at a temperature of 25±5℃.

#### 8.2 分断能力 / Interrupting Rating:

分断能力 Breaking Capacity::

50 安培使用 125 伏交流电源(50mA~10A)。50A@ 125V AC(50mA~10A)

50 安培使用 250 伏交流电源(50mA~10A)。50 A@ 250V AC(50mA~10A)

#### 8.3 温度上升试验 / Rising Temperature Test:

温度上升试验: 通 1.0 倍额定电流, 当温度稳定时 (5 分钟测量 4 次, 且每次测量值与平均值相差不超过 2℃)。测得熔断体任何部位的温升不得超过 75℃, 周围环境温度为 25±5℃。

When the 100% times of rating electric current passes the fuse, After reaching thermal balance, the temperature on the fuse surface rising is not higher than 75℃, Rising temperature= The surface temperature-Ambient temperature

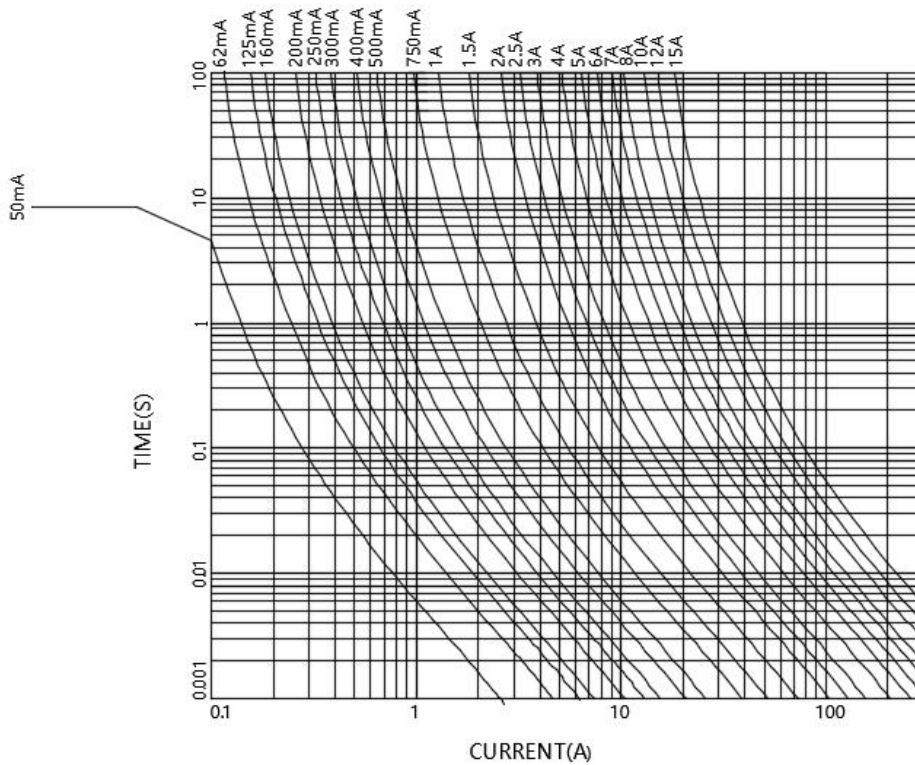


## 2410 Fast Acting Fuse

### 8.4 熔断时限 / Opening Time

额定电流的% % of Ampere Rating	熔断时间(UL) Opening Time(UL)
100%	T>4hrs
200%	T<5s

### 8.6 平均时间电流曲线图 / Average Time Current Curves



## 9、环境特性 / Environmental Characteristic

### 9.1 使用温度范围 / Operating Temperature

-55°C ~ +125°C。

### 9.2 保存条件 Stock Condition

湿度：相对湿度 ≤ 75% 平均可以存放 3 年。

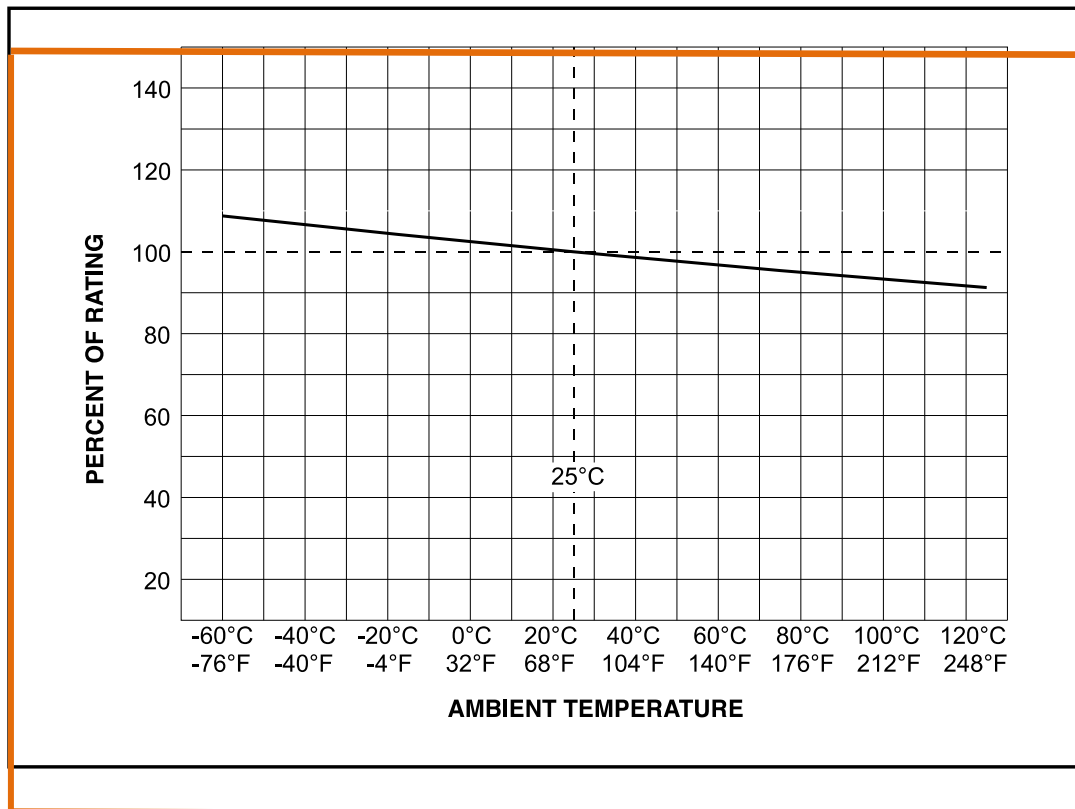
Humidity: Relative humidity ≤ 75% store 3 years in average.



## 2410 Fast Acting Fuse

9.3 若操作环境温度超出  $25 \pm 5^\circ\text{C}$  范围，在选用保险丝规格时，需考虑操作环境温度对保险丝的影响，请参照如下：温度-电流曲线图。

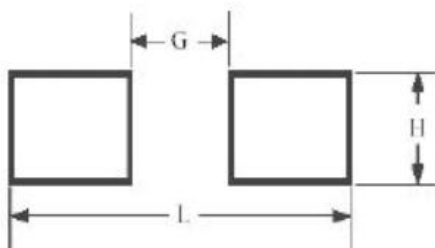
When choosing the fuse's specification, if the operating environmental temperature beyond the scope from  $20 \sim 30^\circ\text{C}$ , engineer should consider the environmental temperature's affection to fuses. Please refer: Temperature Rerating Curve:



## 10、安装建议 / Installation Recommendations

10.1 建议按照如下示意图方式进行安装。

Propose installation way as following picture.



/	mm	inch
L	8.7	0.343
H	2.9	0.114
G	3.0	0.118



## 2410 Fast Acting Fuse

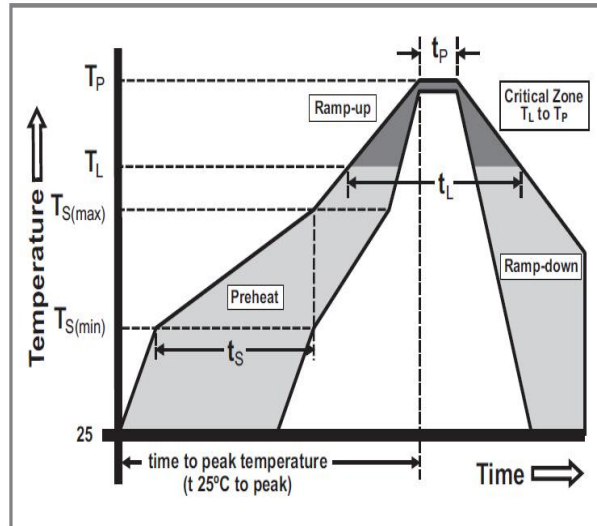
### 10.2 建议焊接参数 / Recommended Soldering Parameters

#### A. 波峰焊参数 / Wave Parameters:

锡炉温度 / Solder Pot Temperature: 260°C Max

焊接时间 / Solder Dwell Time:

Reflow Condition		Pb-Free assembly
Preheating	-Temperature Min Ts(min)	150°C
	-Temperature Max Ts(max)	200°C
	-Time Max	120 secs
Soldering	-Temperature (TL)(Liquidus)	260°C
	-Time Max (TL)	60 secs
	-Temperature (TP)	Max 260°C
	-Time Max (TP)	10 secs



#### B. 手工焊参数 / Hand-Solder Parameters:

烙铁温度 / Solder Iron Temperature: 350±5°C

焊接时间 / Heating Time: 3s Max

## 11、包装/ Packaging

### 11.1 包装袋/盒印明下列标示: / The following items indicated on the label:

产品料号、额定(电压、电流)、分断类型及安规名称。

Catalog number, ratings (voltage, current), interrupting type and safety mark.

包装材料均符合 ROHS/REACH/HF 的环保要求, 且包装材料不会和零件发生化学反应, 造成不良。

The packing material conforms to ROHS/REACH/HF environmental protection request. And the packing materials will not have the chemical reaction with the components.

### 11.2 包装数量 / Packing Quantity

每 1000pcs 一卷/Every 1500 PCS for 1 roll

每盒 1 卷/Each box 1 volume

## X-ON Electronics

Largest Supplier of Electrical and Electronic Components

*Click to view similar products for [Surface Mount Fuses](#) category:*

*Click to view products by [TLC manufacturer](#):*

Other Similar products are found below :

[FHC20402ADTP](#) [NFVC6125S0R50TRF](#) [SFT-125MA](#) [TF16SN2.00TTD](#) [7010.9810.57](#) [FCC16501ABTP](#) [FCC16102ABTP](#) [FHC16322ADTP](#)  
[0308.250UR](#) [0308.375UR](#) [0308.500UR](#) [0308.750UR](#) [0308001.UR](#) [030801.5UR](#) [FCC16202ABTP](#) [F0603G0R03FNTR](#) [SKY87604-12](#)  
[SKY87604-11](#) [SKY87604-13](#) [3404.0110.22](#) [7010.9962.63](#) [R451003.L](#) [R451.500L](#) [R451001.L](#) [3-103-119](#) [3-103-123](#) [122 30A 36V](#) [SGB401](#)  
[SGB075](#) [S1206-FC-1.0A](#) [S1206-S-2.0A](#) [CFS06V3TR63](#) [F06F3](#) [F12F7](#) [F12T20](#) [F06F0.25](#) [F06T0.5](#) [F12F2.5](#) [F12F0.25](#) [F06F1](#) [F06F8](#)  
[F06T1](#) [F12F10](#) [F06F2](#) [F06F0.75](#) [F06F6](#) [F06F1.5](#) [F06T2](#) [F12F3.5](#) [F12T5](#)