

# INDIVIDUAL SPECIFICATION SHEET

**Product Name:** 表面贴装保险丝

**Part Number:** TAF Series

**Revision:** C



**Dongguan TLC Electronic Technology Co., LTD**

No.18,5th GaoLi Road,TangXia Town,DongGuan,GuangDong,P.R China 523710

TEL: 86-0769-3892 0511

FAX: 86-0769-8793 2077

Http: [www.tlcet.com.cn](http://www.tlcet.com.cn)

Rev.	Effective Date	Changed Contents
A	2020-11-16	New Release
B	2021-6-10	Update Spedfications
C	2021-11-12	变更包装数量

The individual specification sheet are the property of Dongguan TLC electronic technology Co.,Ltd and shall not be copied or used as commercial purposes without permission.

PREPARED BY



APPROVED BY



## 1. 产品特性及应用范围 / Description, Features and Applications

本产品适用于各类电子设备电路初、次级电路板的过流保护,广泛应用于绿色照明、消费电子、电源供应、网络通信、医疗仪器及工业控制器等领域。

### Descriptions:

TLC TAF series fast-acting square Surface Mount fuses are ceramic tube/end cap constructions, RoHS compliant, Halogen Free and lead(Pb) exempts of the requirements of RoHS Directive(2002/95/EC), with U.S. (UL/CSA) safety agency approvals. Provide board level primary and secondary circuit protection in a wide variety of applications. With excellent inrush current withstanding capability, excellent reliability for thermal and mechanic shock, also have a high reliability and stable solder ability, end caps are available in gold/silver/nickel plated.

### Features:

Fast-Acting	Small size(6.1mm*2.5mm)
Wide range of current rating available	Wide operating temperature range
Low temperature de-rating	RoHS compliant
tape and Reel for automatic placement	Conflict free metals



### Applications:

LED lighting	Notebook PC	Battery devices	LCD/PDP devices
LCD backlight inverter	Portable Devices	Power supply	Networking devices
PC server	Cooling fan system	Storage system	Telecom system
Wireless base station	White goods	Game console	Office equipment
Digital camera	Industrial equipment	Medical equipment	Automotive devices



## 2. 安规认证标准及编号 / Standards and Agency Approvals

**2.1 执行标准: 遵循 UL 248-14。 Standards: In accordance with UL 248-14.**

**2.2 认证范围 Certification:**

安规标准 Agency	认证范围 Ampere Range	证书编号 Agency File Number
	50mA ~ 15A	E467707(JDYX2)
	50mA ~ 15A	E467707(JDYX8)

**2.3 目录编号 Catalogue No., ● 已认证 Approved / ○ 认证中 Pending**

目录编号 Catalog No.	额定电流 Ampere Rating	额定电压 Voltage Rating	分断能力 Breaking Capacity	冷阻值 Nominal Cold Resistance (Ohms)	熔化热能 I <sup>2</sup> TMelting Integral(A2.S)	安规认证 Agency Approvals	
							
TAF0050	50mA	125VAC	200A@125VAC	*	*	●	●
TAF0062	62mA			●	●		
TAF0080	80mA			●	●		
TAF0100	100mA			●	●		
TAF0125	125mA			●	●		
TAF0150	150mA			●	●		
TAF0200	200mA			●	●		
TAF0250	250mA			●	●		
TAF0300	300mA			●	●		
TAF0315	315mA			●	●		
TAF0375	375mA			●	●		
TAF0400	400mA			●	●		
TAF0500	500mA			0.320	0.280	●	●
TAF0600	600mA			0.285	0.447	●	●
TAF0630	630mA			0.256	0.538	●	●
TAF0700	700mA			0.208	0.765	●	●
TAF0750	750mA			0.175	1.178	●	●
TAF0800	800mA			0.147	1.786	●	●
TAF1	1A			0.125	2.708	●	●
TAF1.25	1.25A			0.102	4.522	●	●
TAF1.5	1.5A			0.085	5.990	●	●
TAF2	2A			0.067	8.512	●	●
TAF2.5	2.5A			0.048	15.224	●	●
TAF3	3A			0.033	20.482	●	●
TAF3.15	3.15A			0.029	21.613	●	●
TAF3.5	3.5A			0.027	25.698	●	●
TAF4	4A			0.025	30.218	●	●
TAF5	5A			0.019	38.238	●	●
TAF6	6A			0.018	63.883	●	●
TAF6.3	6.3A			0.009	113.573	●	●
TAF7	7A	0.008	126.141	●	●		

TAF7.5	7.5A			0.008	169.509	•	•
TAF8	8A			0.007	223.421	•	•
TAF10	10A			0.007	256.975	•	•
TAF12	12A			0.007	314.944	•	•
TAF15	15A			0.006	356.877	•	•

- \*: These catalog no. cold resistance and I2t value are pending due to fuse elements shall be customized;
- DC Cold Resistance are measured at <10% of rated current in ambient temperature of 25°C;
- Typical Pre-arching I2t are calculated at 10\*In Current or 8ms;

### 3. 产品标示 / Product Marking

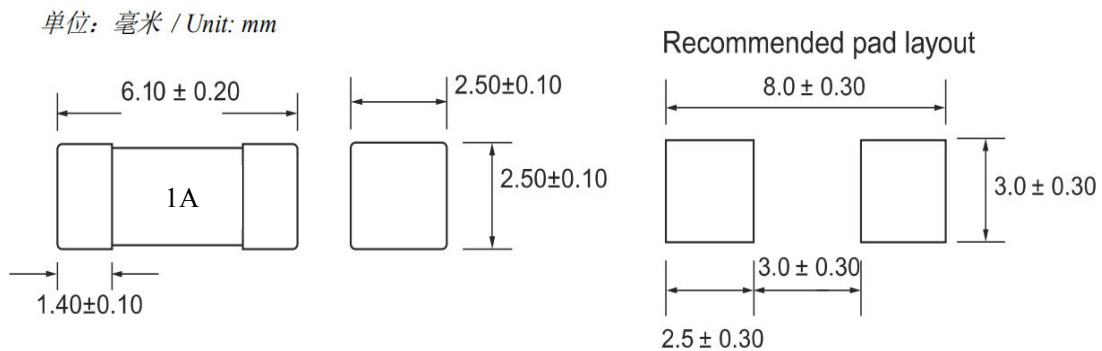
保险丝上需有下列标示 / The fuses shall have the following markings

示例 Example:

①	额定电流/Rated Current (A): ____ A 或 or ____ mA
---	---------------------------------------------

注:对于标示的大小和位置没有规定 / Note: Size and position of the markings shall not be provided.

### 4. 结构及尺寸 / Dimensions and Structure



### 5. 材料明细 / Material Details

编号 NO.	零件名称 Part Name	材质 Material
①	端帽 End caps	黄铜镀金 Au Plated Brass Cap
②	主体 Body	陶瓷管 Non-Transparent Square Ceramic Tube
③	熔丝 Fuse element	合金 Cu-Ag Alloy wire

## 6. 产品特性 / Product Characteristics

编号 NO.	项目 Item	内容 Content	参考标准 Reference standards
1	产品标识 Product Marking	Brand, Ampere Rating	TLC marking standards
2	工作温度 Operating Temperature	-55°C to 125°C	IEC60068-2-1/2
3	可焊性 Solderability	T=240°C±5°C, t=3sec±0.5sec, Coverage≥95%	MIL-STD-202, Method 208
4	耐焊接热 Resistance to Soldering Heat	10 sec at 260°C	MIL-STD-202, Method 210, Test condition B
5	绝缘阻抗 Insulation Resistance (after Opening)	10,000 ohms minimum	MIL-STD-202, Method 302, Test Condition A
6	热冲击 Thermal Shock	5 cycles, -65°C / +125°C, 15 minutes at each extreme	MIL-STD-202, Method 107, Test Condition B
7	机械冲击 Mechanical Shock	100G's peak for 6 milliseconds, 3cycles	MIL-STD-202, Method 213, Test I
8	振动试验 Vibration	0.03" amplitude, 10-55 Hz in 1 min. 2hrs each XYZ=6hrs	MIL-STD-202, Method 201
9	耐湿性 Moisture Resistance	10 cycles	MIL-STD-202, Method 106
10	盐雾试验 Salt Spray	5% salt solution, 48hrs	MIL-STD-202, Method 101, Test Condition B

## 7. 电气特性 / Electrical Characteristics

### 7.1 实验条件: Test Condition

所有测试环境温度均为 25±5°C。

All electrical test is to be conducted with the ambient air at a temperature of 25±5°C.

### 7.2 分断能力 Interrupting Rating:

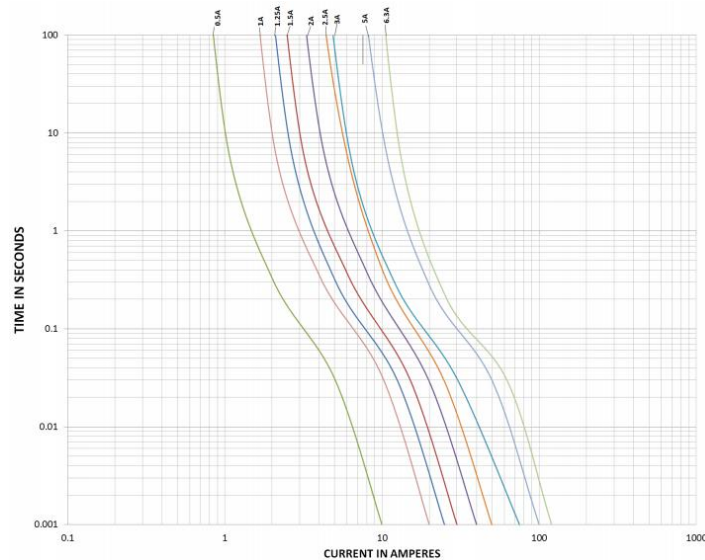
保险丝承受分断能力: 200A@125Vac.

Breaking Capacity: 200A@125Vac.

### 7.3 熔断时限 / Operating Characteristics

额定电流的%	熔断时间
% of Ampere Rating(In)	Blowing Time
100% * In	大于 4 小时(4 hours Min)
200% * In	小于 120 秒 (120 sec Max)
1000% * In	大于 10 毫秒 (10ms Min)

### 7.4 平均时间电流曲线图 / Average Time Current Curves

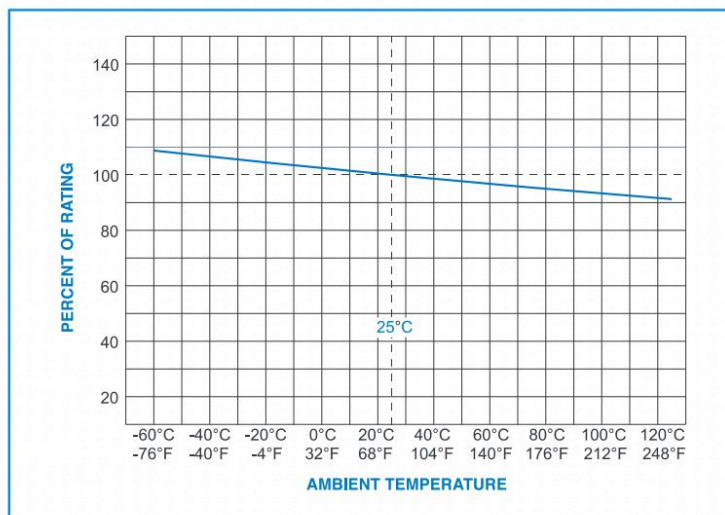


## 8.环境特性 / Environmental Characteristic

若操作环境温度超出  $25\pm 5^{\circ}\text{C}$  范围, 在选用保险丝规格时, 需考虑操作环境温度对保险丝的影响, 请参照如下: 温度-电流曲线图。

When choosing the fuse's specification, if the operating environmental temperature beyond the scope from  $20\sim 30^{\circ}\text{C}$ , engineer should consider the environmental temperature's affection to fuses.

Please refer: Temperature Rerating Curve:

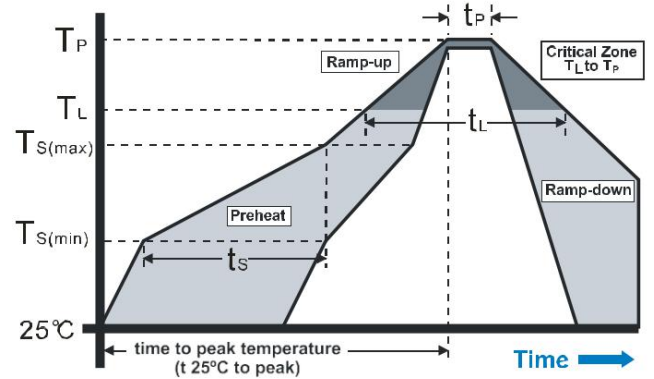


## 9. 建议焊接参数 / Recommended Soldering Parameters

### A. 波峰/回流焊参数 / Wave /Reflow Soldering Parameters:

- 锡膏工艺 / Solder paste process.
- 锡炉温度 / Solder Pot Temperature: 260°C Max;
- 焊接时间 / Solder Dwell Time: 5 seconds max

Reflow Condition		Pb-Free assembly
Average ramp-up rate (Ts(max) to Tp)		5°C /second max.
Preheat	Temperature Min (Ts(min))	150°C
	Temperature Max	200°C
	Time (Min to Max) (ts)	60-120 seconds
Reflow	Temperature (TL)	220°C
	Time Max (tL)	60 seconds
Peak Temperature(Tp)		260°C max
Ramp-down Rate		5°C/second max
Time 25°C to peak Temperature (Tp)		8 minutes max

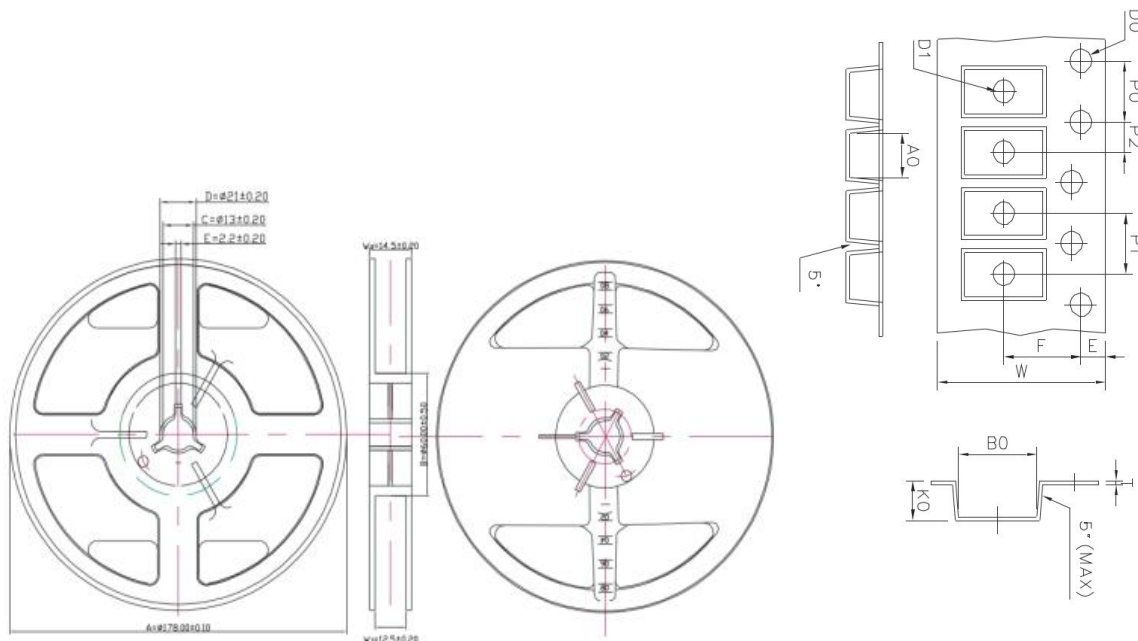


### B. 手工焊参数 / Hand-Solder Parameters:

- 烙铁温度 / Solder Iron Temperature: 300±5°C
- 焊接时间 / Heating Time: 1~2 s Max

## 10. 包装 / Packaging

1500 个每卷 / 1,500 pcs in 7 inches dia. reel, 12mm wide tape, EIA Standard 481



Item	A	B	C	D	E	W1	W2
Spec.(mm)	178±0.10	60±0.50	13±0.20	21±0.20	2.2±0.20	12.5±0.20	14.5±0.20
Item	A0	B0	D0	D1	E	F	

Spec.(mm)	2.70±0.10	6.40±0.10	1.50+0.10	1.50+0.25	1.75±0.10	5.50±0.10
Item	K0	P0	P1	P2	W	t
Spec.(mm)	2.70±0.10	4.00±0.10	4.00±0.10	2.00±0.10	12.00±0.15	0.25±0.05

## 11.其他 / Others

**11.1** 如果在使用中有超出本规格书的要求，须经双方协商确认。

In the event that an impropriety is found beyond this specification, it shall be fixed by mutual agreement between the parties.

**11.2** 如果本规格书有不适当的情况，须通过双方协商并由本公司修改。

In the event that an impropriety is found in this specification, TLC. shall amend it by mutual agreement between the parties.



## X-ON Electronics

Largest Supplier of Electrical and Electronic Components

*Click to view similar products for [Surface Mount Fuses](#) category:*

*Click to view products by [TLC manufacturer](#):*

Other Similar products are found below :

[FHC20402ADTP](#) [NFVC6125S0R50TRF](#) [TF16SN2.00TTD](#) [FCC16501ABTP](#) [FCC16102ABTP](#) [FHC16322ADTP](#) [0308001.UR](#)  
[FCC16202ABTP](#) [F0603G0R03FNTR](#) [7010.9962.63](#) [SEF 12A 65V \(G\)](#) [MST 250mA 250V](#) [TB60](#) [06 100.4](#) [TBF50](#) [TBF40](#)  
[2010T315mA250V](#) [06 110.7](#) [12 100.1.5](#) [06 110.5](#) [1206FA-R250](#) [R06.100.6](#) [R12.100.15](#) [R06.000.0.375](#) [R06.000.6](#) [R06.100.0.25](#) [R12.000.8](#)  
[R06.100.0.75](#) [R06.100.0.375](#) [R06.100.0.5](#) [R06.000.7](#) [R06.100.7](#) [S0603-S-2.0A](#) [F06F3.5](#) [F12F20](#) [TA3VT2](#) [F12F1](#) [F06F7](#) [F06T3.5](#)  
[F06F0.375](#) [F06T8](#) [F12F30](#) [4T2A250V](#) [R12.100.7](#) [R12.100.30](#) [R06.000.0.25](#) [R12.100.6](#) [R12.000.0.25](#) [R12.000.6](#) [R12.000.10](#)