




### LSMD2920 Series

#### Features

- ◆ Surface Mount Devices
- ◆ Standard 7555mm(2920mils) footprint
- ◆ Surface mount packaging for automated assembly
- ◆ Compatible with Pb and Pb-free solder re flow profiles. ◆
- UL(Pending), C-UL(Pending), TUV(Pending)
- ◆ RoHS, Reach, HF compliance

#### Applications

- ◆ Computer mother borad, Modem ◆
- Industrial controls
- ◆ IEEE ports
- ◆ Portable electronics



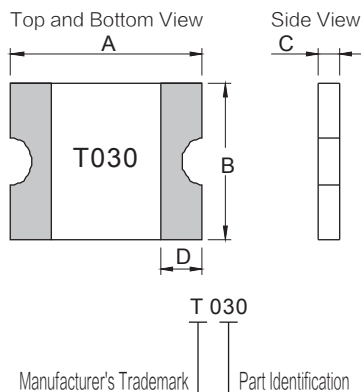
#### 电气特性 :

P/N	保持电流	跳脱电流	最大电压	最大电流	最大动作时间		消耗功率	电阻范围 ( Ω )	
	$I_H$ (A)	$I_T$ (A)	$V_{max}$ (V)	$I_{max}$ (A)	(A)	(Sec.)	$Pd_{typ}$ (W)	$R_{min}$	$R1_{max}$
TLC-LSMD030	0.30	0.60	60	10	1.5	3.0	1.5	0.600	4.300
TLC-LSMD050	0.50	1.00	60	10	2.5	3.0	1.5	0.180	1.400
TLC-LSMD075	0.75	1.50	33	40	8.0	0.3	1.5	0.100	1.000
TLC-LSMD100	1.00	2.00	33	40	8.0	0.5	1.5	0.065	0.410
TLC-LSMD125	1.25	2.50	33	40	8.0	2.0	1.5	0.050	0.250
TLC-LSMD150	1.50	3.00	33	40	8.0	2.0	1.5	0.035	0.230
TLC-LSMD185	1.85	3.70	33	40	8.0	2.0	1.5	0.030	0.150
TLC-LSMD200	2.00	4.00	16	40	8.0	4.5	1.5	0.025	0.120
TLC-LSMD250	2.50	5.00	16	40	8.0	16.0	1.5	0.018	0.085
TLC-LSMD260	2.60	5.20	16	40	8.0	18.0	1.5	0.014	0.075
TLC-LSMD260/24	2.60	5.20	24	40	8.0	18.0	1.5	0.014	0.075
TLC-LSMD300	3.00	6.00	12	40	8.0	20.0	1.5	0.010	0.055
TLC-LSMD300D	3.00	6.00	24	40	8.0	20.0	1.5	0.010	0.055
TLC-LSMD400	4.00	8.00	12	40	8.0	50.0	1.5	0.007	0.035
TLC-LSMD450	4.50	9.00	16	40	22.5	5.0	1.5	0.005	0.020
TLC-LSMD500	5.00	10.00	12	40	25.0	25.0	1.5	0.005	0.018



### LSMD2920 Series

#### 产品尺寸 (Unit: mm) :



P/N	Marking (标识)	A		B		C		D
		Min.	Max.	Min.	Max.	Min.	Max.	Min.
TLC-LSMD030	T030	6.73	7.98	4.80	5.44	0.75	1.25	0.30
TLC-LSMD050	T050	6.73	7.98	4.80	5.44	0.75	1.25	0.30
TLC-LSMD075	T075	6.73	7.98	4.80	5.44	0.65	1.05	0.30
TLC-LSMD100	T100	6.73	7.98	4.80	5.44	0.65	1.05	0.30
TLC-LSMD125	T125	6.73	7.98	4.80	5.44	0.65	1.05	0.30
TLC-LSMD150	T150	6.73	7.98	4.80	5.44	0.90	1.30	0.30
TLC-LSMD185	T185	6.73	7.98	4.80	5.44	0.90	1.30	0.30
TLC-LSMD200	T200	6.73	7.98	4.80	5.44	0.45	0.85	0.30
TLC-LSMD250	T250	6.73	7.98	4.80	5.44	0.45	0.85	0.30
TLC-LSMD260	T260	6.73	7.98	4.80	5.44	0.45	0.85	0.30
TLC-LSMD260/24	T260	6.73	7.98	4.80	5.44	0.80	1.20	0.30
TLC-LSMD300	T300	6.73	7.98	4.80	5.44	0.45	0.85	0.30
TLC-LSMD300/24	T300	6.73	7.98	4.80	5.44	0.80	1.20	0.30
TLC-LSMD450	T450	6.73	7.98	4.80	5.44	0.80	1.20	0.30
TLC-LSMD400	T400	6.73	7.98	4.80	5.44	0.80	1.20	0.30
TLC-LSMD500	T500	6.73	7.98	4.80	5.44	0.80	1.20	0.30

#### 环境温度与工作电流关系特性曲线 :

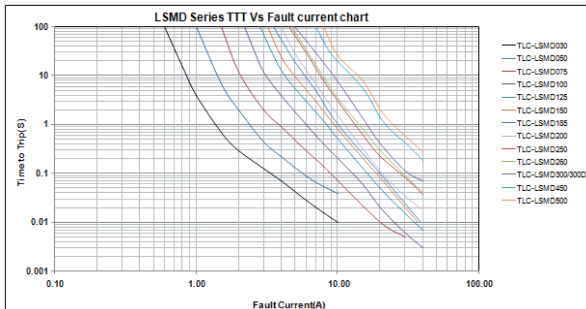
P/N	工作环境温度								
	-40℃	-20℃	0℃	25℃	40℃	50℃	60℃	70℃	85℃
TLC-LSMD030	0.45	0.40	0.35	0.30	0.25	0.23	0.20	0.17	0.14
TLC-LSMD050	0.76	0.67	0.59	0.50	0.42	0.38	0.33	0.29	0.23
TLC-LSMD075	1.13	1.01	0.88	0.75	0.62	0.56	0.50	0.44	0.34
TLC-LSMD100	1.66	1.47	1.29	1.10	0.91	0.83	0.73	0.64	0.50
TLC-LSMD125	1.89	1.68	1.46	1.25	1.04	0.94	0.83	0.73	0.56
TLC-LSMD150	2.27	2.01	1.76	1.50	1.25	1.13	1.00	0.87	0.74
TLC-LSMD185	2.80	2.47	2.17	1.85	1.54	1.39	1.22	1.07	0.85
TLC-LSMD200	3.02	2.68	2.34	2.00	1.80	1.70	1.54	1.40	1.30
TLC-LSMD250	3.78	3.35	2.93	2.50	2.25	2.13	1.93	1.75	1.63
TLC-LSMD260	3.93	3.48	3.04	2.60	2.34	2.21	2.00	1.82	1.69
TLC-LSMD260/24	3.93	3.48	3.04	2.60	2.34	2.21	2.00	1.82	1.69
TLC-LSMD300	4.53	4.02	3.51	3.00	2.52	2.26	1.99	1.75	1.34
TLC-LSMD300/24	4.53	4.02	3.51	3.00	2.52	2.26	1.99	1.75	1.34
TLC-LSMD450	6.80	6.03	5.27	4.50	4.05	3.83	3.47	3.15	2.93

# PPTC RESETTALBE FUSES



## LSMD2920 Series

### 动作电流时间曲线表 :



The Time to Trip curves represent typical performance of a device in a simulated application environment. Actual performance in specific customer applications may differ from these values due to the influence of other variables.

### 标准包装数量 :

Model	Q'ty/Reel
TLC-LSMD150/185/ 260/24 / 300D /400 /450 /500	1000pcs
TLC-LSMD030~TLC-LSMD125	1500pcs
TLC-LSMD200/250/260/300	2000pcs

Note: Reel packaging per EIA-481-1 standard

### 6、Agency Recognition:



Caution: Operation beyond the rated voltage or current may result in rupture electrical arcing or flame. Specifications are subject to change without notice.

## X-ON Electronics

Largest Supplier of Electrical and Electronic Components

*Click to view similar products for [Resettable Fuses - PPTC category](#):*

*Click to view products by [TLC manufacturer](#):*

Other Similar products are found below :

[RF0077-000](#) [RF3256-000](#) [RF3281-000](#) [RF3301-000](#) [RF3341-000](#) [RF3344-000](#) [RF3382-000](#) [SMD125-2](#) [RF2171-000](#) [RF2531-000](#) [RF2873-000](#) [RF3060-000](#) [TR600-150Q-B-0.5-0.130](#) [RXE090](#) [5E4795/04-1502](#) [TRF250-080T-B-1.0-0.125](#) [SMD100-2](#) [NIS5452MT1TXG](#) [NIS5431MT1TXG](#) [SMD250-2](#) [0ZCM0001FF2G](#) [0ZCM0003FF2G](#) [0ZCM0004FF2G](#) [BK60-017-DZ-E0.6](#) [F95456-000](#) [LVR100S](#) [RS30-090](#) [RS30-110](#) [RS30-600](#) [RS30-700](#) [RS30-800](#) [RS30-900](#) [RS60RB-005](#) [RS60RB-010](#) [RS60RB-020](#) [RS60RB-025](#) [RS60RB-050](#) [RS60RB-075](#) [RS60RB-160](#) [RS60SB-250](#) [ASMD0603-010-30V](#) [ASMD0603-025-16V](#) [ASMD2920-260-24V](#) [BSMD0603-025-12V](#) [BSMD1206-150-12V](#) [BSMD0805-020-33V](#) [BSMD1206-075-13.2V](#) [BSMD2920-400-6V](#) [BSMD2920-300-6V](#) [BSMD2920-700-6V](#)