




PSMD0805 Series

Features

- ◆ Surface Mount Devices
- ◆ Standard 0805mils footprint
- ◆ Surface mount packaging for automated assembly
- ◆ Compatible with Pb and Pb-free solder re flow profiles.
- ◆ UL(E352136), C-UL(E352136), TUV(R50306074)
- ◆ RoHS, Reach, HF compliance

Applications

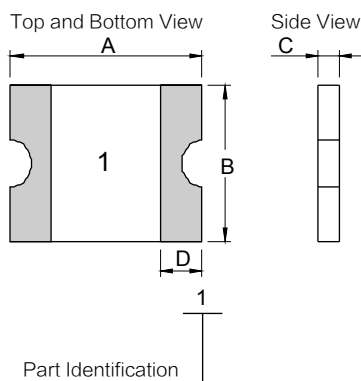
- ◆ Mobile phones
- ◆ PC motherboards
- ◆ PDAS/Digital cameras
- ◆ USB port protection
- ◆ HDMI source protection
- ◆ Game console port protection



电气特性 :

P/N	保持电流	跳脱电流	最大电压	最大电流	最大动作时间		消耗功率	电阻范围 (Ω)	
	I_H , (A)	I_T , (A)	V_{max} , (V)	I_{max} , (A)	(A)	(Sec.)	Pd_{typ} , (W)	R_{min} ,	$R1_{max}$,
TLC-PSMD010/24	0.10	0.30	24.0	100	0.5	1.50	0.50	1.000	7.500
TLC-PSMD010	0.10	0.30	15.0	100	0.5	1.50	0.50	1.000	7.50
TLC-PSMD020	0.20	0.50	9.0	100	8.0	0.02	0.50	0.650	3.500
TLC-PSMD035	0.35	0.75	6.0	100	8.0	0.10	0.50	0.250	1.200
TLC-PSMD050	0.50	1.00	6.0	100	8.0	0.10	0.50	0.150	0.900
TLC-PSMD075	0.75	1.50	6.0	100	8.0	0.20	0.60	0.090	0.350
TLC-PSMD100	1.00	2.00	6.0	100	8.0	0.30	0.60	0.060	0.250
TLC-PSMD110	1.10	2.20	6.0	100	8.0	0.30	0.60	0.060	0.210

产品尺寸 (Unit: mm) :



P/N	Marking (标识)	A		B		C		D
		Min.	Max.	Min.	Max.	Min.	Max.	Min.
TLC-PSMD010/24	1	2.00	2.30	1.20	1.50	0.55	0.95	0.20
TLC-PSMD010	1	2.00	2.30	1.20	1.50	0.55	0.95	0.20
TLC-PSMD020	2	2.00	2.30	1.20	1.50	0.55	0.95	0.20
TLC-PSMD035	3	2.00	2.30	1.20	1.50	0.40	0.80	0.20
TLC-PSMD050	4	2.00	2.30	1.20	1.50	0.40	0.80	0.20
TLC-PSMD075	5	2.00	2.30	1.20	1.50	0.60	1.00	0.20
TLC-PSMD100	6	2.00	2.30	1.20	1.50	0.60	1.00	0.20
TLC-PSMD110	6	2.00	2.30	1.20	1.50	0.60	1.00	0.20

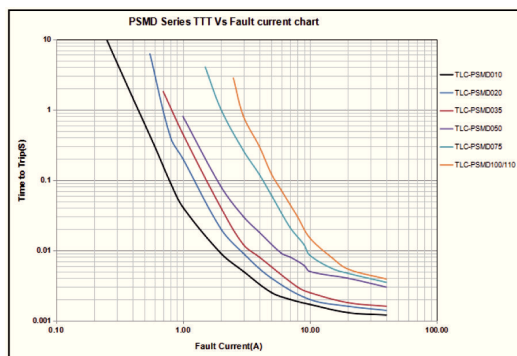


PSMD0805 Series

环境温度与工作电流关系特性曲线：

P/N	工作环境温度								
	-40℃	-20℃	0℃	25℃	40℃	50℃	60℃	70℃	85℃
TLC-PSMD010/24	0.15	0.13	0.12	0.10	0.09	0.08	0.07	0.06	0.05
TLC-PSMD010	0.15	0.13	0.12	0.10	0.09	0.08	0.07	0.06	0.05
TLC-PSMD020	0.28	0.25	0.23	0.20	0.17	0.14	0.12	0.10	0.07
TLC-PSMD035	0.47	0.44	0.39	0.35	0.30	0.27	0.24	0.20	0.14
TLC-PSMD050	0.68	0.62	0.55	0.50	0.40	0.37	0.33	0.29	0.23
TLC-PSMD075	1.00	0.90	0.79	0.75	0.63	0.57	0.53	0.42	0.35
TLC-PSMD100	1.45	1.35	1.20	1.00	0.92	0.84	0.75	0.65	0.52
TLC-PSMD110	1.45	1.35	1.20	1.10	0.92	0.84	0.75	0.65	0.52

动作电流时间曲线表：



The Time to Trip curves represent typical performance of a device in a simulated application environment. Actual performance in specific customer applications may differ from these values due to the influence of other variables.

标准包装数量：

Model	Q' t y/Reel
TLC-PSMD010/TLC-PSMD010/24/TLC-PSMD020/TLC-PSMD075/TLC-PSMD100/TLC-PSMD110	3500pcs
TLC-PSMD035/TLC-PSMD050	4500pcs

Note: Reel packaging per EIA-481-1 standard

6、Agency Recognition:



Caution: Operation beyond the rated voltage or current may result in rupture electrical arcing or flame. Specifications are subject to change without notice.

X-ON Electronics

Largest Supplier of Electrical and Electronic Components

Click to view similar products for [Resettable Fuses - PPTC category](#):

Click to view products by [TLC manufacturer](#):

Other Similar products are found below :

[RF0077-000](#) [RF2534-000](#) [RF3256-000](#) [RF3281-000](#) [RF3301-000](#) [RF3344-000](#) [RF3382-000](#) [SMD125-2](#) [RF2171-000](#) [RF2531-000](#) [RF2873-000](#) [RF3060-000](#) [TR600-150Q-B-0.5-0.130](#) [RXE090](#) [5E4795/04-1502](#) [TRF250-080T-B-1.0-0.125](#) [SMD100-2](#) [NIS5452MT1TXG](#) [NIS5431MT1TXG](#) [SMD250-2](#) [0ZCM0001FF2G](#) [0ZCM0003FF2G](#) [0ZCM0004FF2G](#) [BK60-017-DZ-E0.6](#) [F95456-000](#) [LVR100S](#) [RS30-090](#) [RS30-600](#) [RS30-700](#) [RS30-800](#) [RS30-900](#) [RS60RB-005](#) [RS60RB-010](#) [RS60RB-020](#) [RS60RB-025](#) [RS60RB-050](#) [RS60RB-075](#) [RS60RB-160](#) [SMD1206-300C-12V](#) [KRL1200050SBY](#) [SB250-145](#) [SB250-030](#) [SB250-040](#) [SB250-200](#) [SB250-600](#) [SMD0805-005-24V](#) [SMD0805-050-16V](#) [SMD1210-005-60V](#) [SMD0805-005](#) [R60-375](#)