

POLYMER PTC RESETTABLE FUSE

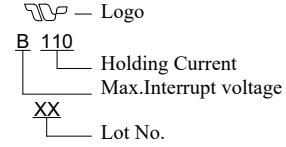
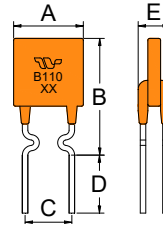


Part Number: TRB110F

1、 Physical Dimensions

Unit:mm

Part Number	A	B	C	D	E	Lead
	Max	Max	TYP	Min	Max	Φ
TRB110F	6.0	14.5	5.1	7.6	3.1	0.50



2、 Electrical Characteristics

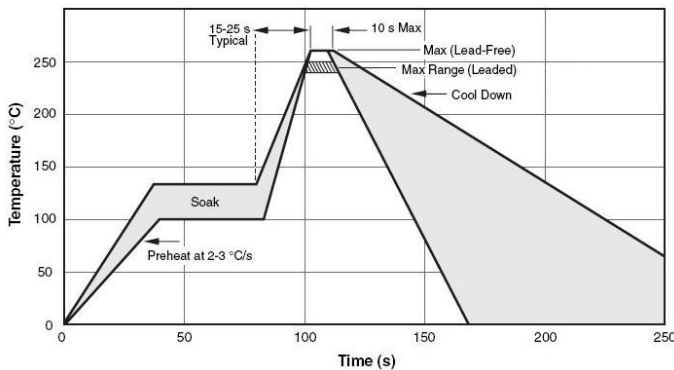
Part Number	I _H (A)	I _T (A)	V _{max} (V)	I _{max} (A)	T _{trip} (Max time to trip)		Pd _{typ} (W)	R _{min} (Ω)	R _{max} (Ω)	R1 _{max} (Ω)
					Current(A)	Time(S)				
TRB110F	1.10	2.20	30	40	5.50	6.6	0.70	0.06	0.16	0.26

I_H: Holding Current: maximum current at which the device will not trip in 25°C still air.
 I_T: Tripping Current minimum current at which the device will trip in 25°C still air.
 V_{max}: Maximum voltage device can withstand without damage at rated current.
 I_{max}: Maximum fault current device can withstand without damage at rated voltage.
 T_{trip}: Maximum time to trip(s) at assigned current.
 Pd_{typ}: Rated working power.
 R_{min}: Minimum resistance of device prior to trip at 25°C.
 R_{max}: Maximum resistance of device prior to trip at 25°C.
 R1_{max}: Maximum resistance of device is measured one hours post reflow at 25°C.

3、 Thermal Derating

Part Number	Ambient Operating Temperature								
	-40°C	-20°C	0°C	25°C	40°C	50°C	60°C	70°C	85°C
TRB110F	1.60	1.43	1.27	1.10	0.91	0.85	0.75	0.67	0.57

4、 Wave Soldering Parameters



Profile Feature	Condition
Average Ramp-Up Rate (T _{max} to TP)	4°C/second max.
Preheat -Temperature Min (T _{smin}) -Temperature Max (T _{smax}) -Time (T _{smin} to T _{smax})	100°C 125°C 60-180 seconds
Peak Temperature (TP)	265°C
Max Time at Peak Temperature (t _P)	5 seconds
Ramp-Down Rate	6 °C /second max.
Time 25°C to Peak Temperature	5 minutes max.
Storage Condition	0°C ~35°C, ≦70%RH, 2 Years

5、 Package Information

Packing quantity: 1000pcs/bag

Tape and Reel : 2000 pcs/reel

Tape and Reel Specifications: Devices taped using EIA468-B/IEC286-2 standards.

6、 Agency Recognition:



Caution: Operation beyond the rated voltage or current may result in rupture electrical arcing or flame. Specifications are subject to change without notice.

TEL: 86-0769-3892 0554

FAX: 86-0769-8793 2077

E-mail: sales@tlcet.com.cn

Address: No.18, 5th GaoLi Road, TangXia Town, DongGuan, GuangDong, P.R China 523710

X-ON Electronics

Largest Supplier of Electrical and Electronic Components

Click to view similar products for [Resettable Fuses - PPTC category](#):

Click to view products by [TLC manufacturer](#):

Other Similar products are found below :

[0001.1010.G](#) [D38999/20WG39JN](#) [F02B250V1-4AS](#) [9728214S-2\(621\)](#) [RF0627-000](#) [RF2534-000](#) [ASMD185-2](#) [EN2997S61212AN](#)
[EN2997SE61203AN](#) [BK-ABC-V-5-R](#) [LR4-550RAF](#) [SMD125-2](#) [F60C500V20AS](#) [RF0078-000](#) [RF1548-000](#) [RF1973-000](#) [RF2171-000](#)
[RF2531-000](#) [RF2533-000](#) [RF2550-000](#) [TR600-150Q-B-0.5-0.130](#) [BK-AGX-20](#) [5E4795/04-1502](#) [EN2997S61212MN](#) [EN2997SE61203MN](#)
[EN2997SE61212AN](#) [EN2997SE61212MN](#) [BK1/S505-1.25-R](#) [TR-3216FF20-R](#) [TRF250-080T-B-1.0-0.125](#) [JT06RT1832BN014](#) [S-3-2-10](#)
[SMD100-2](#) [FRN-R-5-6-10](#) [FRS-R-3-2-10](#) [LP-CC-2-1-2](#) [LPS-RK-3-2-10SP](#) [BK-AGC-1-8-R](#) [BK-AGC-2-10-R](#) [BK-AGC-7-1-2](#) [BK-GDC-](#)
[500MA](#) [BK-MDL-1-6-10-R](#) [BK-SFE-4](#) [BK-ABC-1-R](#) [BK-C518-250-R](#) [BK-GDB-2A](#) [BK-MDL-1-8-R](#) [BK-MDL-6](#) [BK-AGC-5-R](#) [BK-ATC-](#)