



FUSES

TRB(30V) Series


Features

- ◆ Radial Leaded Devices
- ◆ Cured, flame retardant epoxy polymer insulating material meets UL 94V-0 requirements
- ◆ Bulk Package, or tape and reel available on most models
- ◆ UL(Pending), C-UL(Pending), TUV(R50322003)
- ◆ RoHS, Reach, HF compliance

Applications

Almost anywhere there is a low voltage power supply, up to 30V and a load to be protected, including:

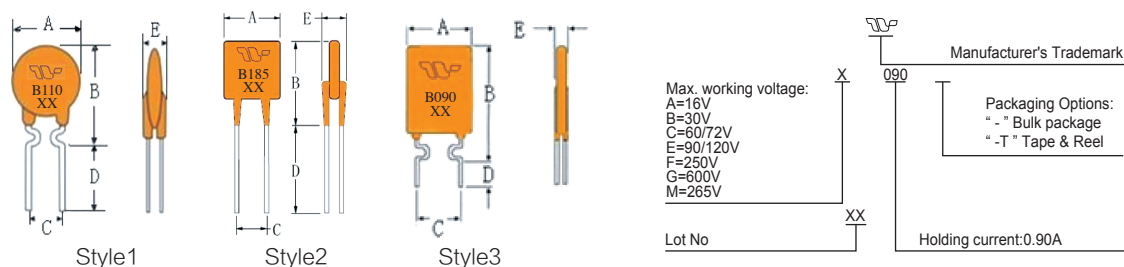
- ◆ Personal computer
- ◆ Toys
- ◆ Industrial controls



电气特性 :

P/N	保持电流	跳脱电流	最大电压	最大电流	最大动作时间		消耗功率	电阻范围 (Ω)		
	I_H , (A)	I_T , (A)	V_{max} , (V)	I_{max} , (A)	(A)	(Sec.)	$P_{d\ typ}$, (W)	R_{min} ,	R_{max} ,	$R1_{max}$,
TRB090	0.90	1.80	30	40	4.50	5.9	0.60	0.090	0.230	0.300
TRB110	1.10	2.20	30	40	5.50	6.6	0.70	0.060	0.160	0.260
TRB120	1.20	2.40	30	40	6.00	6.5	0.70	0.050	0.115	0.255
TRB135	1.35	2.70	30	40	6.75	7.3	0.80	0.040	0.095	0.170
TRB160	1.60	3.2	30	40	8.00	8.0	0.90	0.030	0.095	0.160
TRB185	1.85	3.7	30	40	9.25	8.7	1.00	0.030	0.070	0.110
TRB250	2.50	5.0	30	40	12.5	10.3	1.20	0.020	0.048	0.072
TRB300	3.00	6.00	30	40	15.0	10.8	2.00	0.015	0.050	0.075
TRB400	4.00	8.00	30	40	20.0	12.7	2.50	0.010	0.030	0.045
TRB500	5.00	10.00	30	40	25.0	14.5	3.00	0.008	0.025	0.045
TRB600	6.00	12.00	30	100	30.0	16.0	3.50	0.005	0.020	0.030
TRB700	7.00	14.00	30	100	35.0	17.5	3.80	0.003	0.016	0.025
TRB800	8.00	16.00	30	100	40.0	18.8	4.00	0.004	0.015	0.023
TRB900	9.00	18.00	30	100	40.0	20.0	4.00	0.004	0.010	0.015

产品尺寸 (Unit: mm) :





FUSES

电路保护元器件专业制造商

TRB(30V) Series

P/N	A	B	C	D	E	物理特性		
	Max.(最大)	Max.(最大)	Typ.(标准)	Min.(最小)	Max.(最大)	Style(样式)	LeadΦmm	Material(材料)
TRB090	7.4	14.0	5.1	7.6	3.1	3	0.50	CP
TRB110	10.7	16.7	5.1	7.6	3.1	1	0.50	CP
TRB120	10.7	16.7	5.1	7.6	3.1	1	0.50	CP
TRB135	10.7	16.7	5.1	7.6	3.1	1	0.50	CP
TRB160	11.0	16.8	5.1	7.6	3.1	1	0.60	Cu
TRB185	11.5	17.9	5.1	7.6	3.1	1	0.60	Cu
TRB250	13.0	18.3	5.1	7.6	3.1	2	0.60	Cu
TRB300	13.0	18.3	5.1	7.6	3.1	2	0.80	Cu
TRB400	16.4	24.8	5.1	7.6	3.1	2	0.80	Cu
TRB500	21.3	26.4	10.2	7.6	3.1	2	0.80	Cu
TRB600	20.8	29.8	10.2	7.6	3.1	2	0.80	Cu
TRB700	20.8	29.8	10.2	7.6	3.1	2	0.80	Cu
TRB800	24.2	32.9	10.2	7.6	3.1	2	0.80	Cu
TRB900	24.2	32.9	10.2	7.6	3.1	2	0.80	Cu

环境温度与工作电流关系特性曲线：

P/N	工作环境温度								
	-40℃	-20℃	0℃	25℃	40℃	50℃	60℃	70℃	85℃
TRB090	1.40	1.22	1.07	0.90	0.73	0.65	0.57	0.49	0.36
TRB110	1.60	1.43	1.27	1.10	0.91	0.85	0.75	0.67	0.57
TRB120	1.75	1.56	1.39	1.20	0.99	0.93	0.82	0.73	0.62
TRB135	1.96	1.76	1.55	1.35	1.12	1.04	0.92	0.82	0.70
TRB160	2.32	2.08	1.84	1.60	1.33	1.23	1.09	0.98	0.83
TRB185	2.68	2.41	2.13	1.85	1.54	1.42	1.26	1.13	0.96
TRB250	3.63	3.25	2.88	2.50	2.08	1.93	1.70	1.53	1.30
TRB300	4.35	3.90	3.45	3.00	2.49	2.31	2.04	1.83	1.56
TRB400	5.80	5.20	4.60	4.00	3.32	3.08	2.72	2.44	2.08
TRB500	7.25	6.50	5.75	5.00	4.15	3.85	3.40	3.05	2.60
TRB600	8.70	7.80	6.90	6.00	4.98	4.62	4.08	3.66	3.12
TRB700	10.10	9.10	8.05	7.00	5.81	5.39	4.76	4.27	3.64
TRB800	11.60	10.40	9.20	8.00	6.64	6.16	5.44	4.88	4.16
TRB900	13.00	11.70	10.30	9.00	7.47	6.93	6.12	5.49	4.68

PPTC RESETTALBE FUSES



Revision: A
Date: 2018-04-24
No.: 1 OF 2

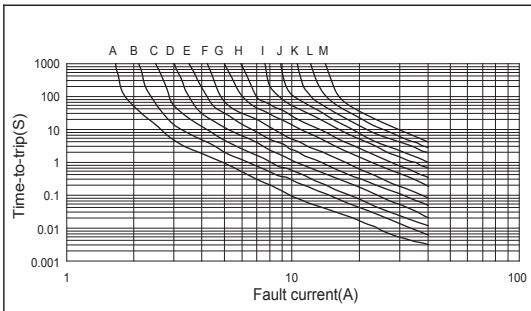


电路保护元器件专业制造商

TRB(30V) Series

动作电流时间曲线表 :

A=TRB090
B=TRB110
C=TRB135
D=TRB160
E=TRB185
F=TRB250
G=TRB300
H=TRB400
I=TRB500
J=TRB600
K=TRB700
L=TRB800
M=TRB900



The Time to Trip curves represent typical performance of a device in a simulated application environment. Actual performance in specific customer applications may differ from these values due to the influence of other variables.

标准包装数量 :

Model	Q'ty/bag
TRB090-TRB185	1000pcs
TRB250-TRB400	500pcs
TRB500-TRB900	200pcs
Tape and Reel Specifications	
Devices taped using EIA468 - B/IEC286-2 standards.	

6、Agency Recognition:



Caution: Operation beyond the rated voltage or current may result in rupture electrical arcing or flame. Specifications are subject to change without notice.

X-ON Electronics

Largest Supplier of Electrical and Electronic Components

Click to view similar products for [Resettable Fuses - PPTC category](#):

Click to view products by [TLC manufacturer](#):

Other Similar products are found below :

[0001.1010.G](#) [D38999/20WG39JN](#) [F02B250V1-4AS](#) [9728214S-2\(621\)](#) [RF0627-000](#) [RF2534-000](#) [ASMD185-2](#) [EN2997S61212AN](#)
[EN2997SE61203AN](#) [BK-ABC-V-5-R](#) [LR4-550RAF](#) [SMD125-2](#) [F60C500V20AS](#) [RF0078-000](#) [RF1548-000](#) [RF1973-000](#) [RF2171-000](#)
[RF2531-000](#) [RF2533-000](#) [RF2550-000](#) [TR600-150Q-B-0.5-0.130](#) [BK-AGX-20](#) [5E4795/04-1502](#) [EN2997S61212MN](#) [EN2997SE61203MN](#)
[EN2997SE61212AN](#) [EN2997SE61212MN](#) [BK1/S505-1.25-R](#) [TR-3216FF20-R](#) [TRF250-080T-B-1.0-0.125](#) [JT06RT1832BN014](#) [S-3-2-10](#)
[SMD100-2](#) [FRN-R-5-6-10](#) [FRS-R-3-2-10](#) [LP-CC-2-1-2](#) [BK-AGC-1-8-R](#) [BK-AGC-2-10-R](#) [BK-AGC-7-1-2](#) [BK-GDC-500MA](#) [BK-MDL-1-6-](#)
[10-R](#) [BK-SFE-4](#) [BK-ABC-1-R](#) [BK-ABC-V-15-R](#) [BK-AGC-6-R](#) [BK-C518-250-R](#) [BK-GDB-2A](#) [BK-MDL-1-8-R](#) [BK-MDL-6](#) [BK-AGC-5-R](#)