

# POLYMER PTC RESETTABLE FUSE

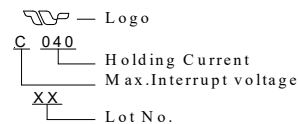
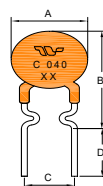


Part Number: TRC040-13

## 1、 Physical Dimensions

Unit:mm

Part Number	A	B	C	D	E	Lead
	Max	Max	TYP	Nor	Max	Φ
TRC040-13	9.7	14.5	5.1	3.5±0.5	3.1	0.50



## 2、 Electrical Characteristics

Part Number	I <sub>H</sub> (A)	I <sub>T</sub> (A)	V <sub>max</sub> (V)	I <sub>max</sub> (A)	T <sub>trip</sub> (Max time to trip)		Pd <sub>typ</sub> (W)	R <sub>min</sub> (Ω)	R <sub>max</sub> (Ω)	R1 <sub>max</sub> (Ω)
					Current(A)	Time(S)				
TRC040-13	0.40	0.80	72	40	2.00	3.8	0.55	0.48	0.95	1.40

I<sub>H</sub>: Holding Current: maximum current at which the device will not trip in 25°C still air.

I<sub>T</sub>: Tripping Current minimum current at which the device will trip in 25°C still air.

V<sub>max</sub>: Maximum voltage device can withstand without damage at rated current.

I<sub>max</sub>: Maximum fault current device can withstand without damage at rated voltage.

T<sub>trip</sub>: Maximum time to trip(s) at assigned current.

Pd<sub>typ</sub>: Rated working power.

R<sub>min</sub>: Minimum resistance of device prior to trip at 25°C.

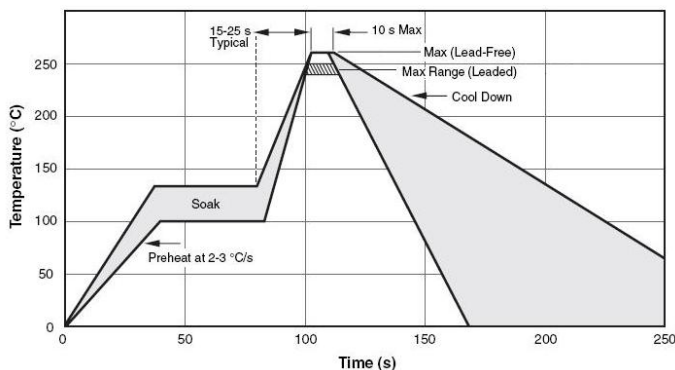
R<sub>max</sub>: Maximum resistance of device prior to trip at 25°C.

R1<sub>max</sub>: Maximum resistance of device is measured one hours post reflow at 25°C.

## 3、 Thermal Derating

Part Number	Ambient Operating Temperature								
	-40°C	-20°C	0°C	25°C	40°C	50°C	60°C	70°C	85°C
TRC040-13	0.62	0.54	0.48	0.40	0.32	0.29	0.25	0.22	0.16

## 4、 Wave Soldering Parameters



Profile Feature	Condition
Average Ramp-Up Rate (T <sub>max</sub> to TP)	4°C/second max.
Preheat	
-Temperature Min (T <sub>smin</sub> )	100°C
-Temperature Max (T <sub>smax</sub> )	125°C
-Time (T <sub>smin</sub> to T <sub>smax</sub> )	60-180 seconds
Peak Temperature (TP)	265°C
Max Time at Peak Temperature (t <sub>P</sub> )	5 seconds
Ramp-Down Rate	6 °C /second max.
Time 25°C to Peak Temperature	5 minutes max.
Storage Condition	0°C ~35°C, ≤ 70%RH, 2 Years

## 5、 Package Information

Packing quantity: 1000pcs/bag

Tape and Reel : 2000 pcs/reel

Tape and Reel Specifications: Devices taped using EIA468-B/IEC286-2 standards.

## 6、 Agency Recognition: TUV



Caution: Operation beyond the rated voltage or current may result in rupture electrical arcing or flame. Specifications are subject to change without notice.

TEL: 86-0769-3892 0554

FAX: 86-0769-8793 2077

E-mail: sales@tlcet.com.cn

Address: No.18, 5th GaoLi Road, TangXia Town, DongGuan, GuangDong, P.R China 523710

## X-ON Electronics

Largest Supplier of Electrical and Electronic Components

*Click to view similar products for [Resettable Fuses - PPTC category](#):*

*Click to view products by [TLC manufacturer](#):*

Other Similar products are found below :

[0001.1010.G](#) [D38999/20WG39JN](#) [F02B250V1-4AS](#) [9728214S-2\(621\)](#) [RF0627-000](#) [RF2534-000](#) [ASMD185-2](#) [EN2997S61212AN](#)  
[EN2997SE61203AN](#) [BK-ABC-V-5-R](#) [LR4-550RAF](#) [SMD125-2](#) [F60C500V20AS](#) [RF0078-000](#) [RF1548-000](#) [RF1973-000](#) [RF2171-000](#)  
[RF2531-000](#) [RF2533-000](#) [RF2550-000](#) [TR600-150Q-B-0.5-0.130](#) [BK-AGX-20](#) [5E4795/04-1502](#) [EN2997S61212MN](#) [EN2997SE61203MN](#)  
[EN2997SE61212AN](#) [EN2997SE61212MN](#) [BK1/S505-1.25-R](#) [TR-3216FF20-R](#) [TRF250-080T-B-1.0-0.125](#) [JT06RT1832BN014](#) [S-3-2-10](#)  
[SMD100-2](#) [FRN-R-5-6-10](#) [FRS-R-3-2-10](#) [LP-CC-2-1-2](#) [LPS-RK-3-2-10SP](#) [BK-AGC-1-8-R](#) [BK-AGC-2-10-R](#) [BK-AGC-7-1-2](#) [BK-GDC-](#)  
[500MA](#) [BK-MDL-1-6-10-R](#) [BK-SFE-4](#) [BK-ABC-1-R](#) [BK-C518-250-R](#) [BK-GDB-2A](#) [BK-MDL-1-8-R](#) [BK-MDL-6](#) [BK-AGC-5-R](#) [BK-ATC-](#)