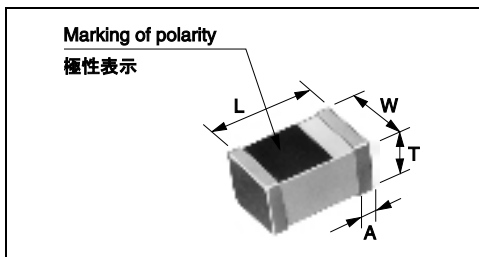


LL1608-FSL

Inductance Range: 1.2~270nH (E-12 Series)
Temperature Coefficient of L: +250ppm/°C (for reference only)



Length L (mm)	Width W (mm)	Thickness T (mm)	Electrode width A (mm)
1.6 ± 0.15	0.8 ± 0.15	0.8 ± 0.15	0.3 ± 0.2

- **Marking of polarity:** Marking is on the upper Surface of the unit.
- **極性表示:** 磁束方向を示します。この表示が、常に上を向くようにテーピングされています。

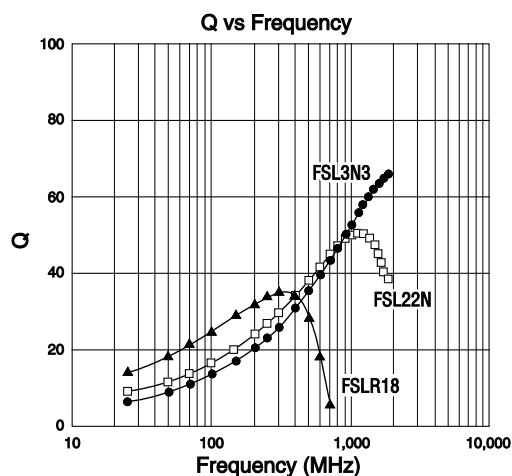
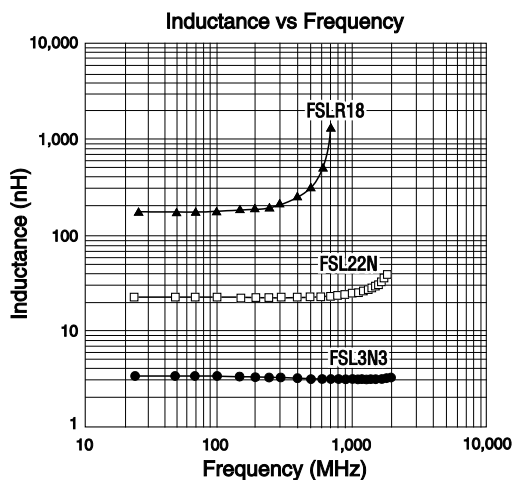
FEATURES 特長

- Guaranteed S.R.F range (SRF tolerance: ±15%)
- Dual frequency standard for inductance value
- Supports high temperature reflow soldering (260°C, 3 times)
- Surface mounting applicability (Supports both reflow and flow soldering)
- High reliability (ceramic integrated structure, and terminals plated)
- RoHS compliant
- S.R.Fの範囲保証化 (SRF公差 : ±15%)
- インダクタンス値の2周波規格化
- 高温リフロー対応可 (260°C × 3回)
- 面実装適用性 (リフロー、フロー対応)
- 高信頼性 (セラミック一体構造、およびめっき端子電極)
- RoHS指令対応

ELECTRICAL CHARACTERISTICS 電気的特性

- | | | | |
|--|---|--------------------|---|
| • Inductance Range | 1.2~270nH (E-12 Series) | • インダクタンス範囲 | 1.2~270nH (E-12 Series) |
| • Inductance Tolerance | S ; ± 0.3nH (1.2~5.6nH)
J ; ± 5% (6.8~270nH) | • インダクタンス許容差 | S級 ; ±0.3nH (1.2~5.6nH)
J級 ; ±5% (6.8~270nH) |
| • Q (Typical) | 20~54 (at 800MHz) | • Q (Typical) | 20~54 (at 800MHz) |
| • Rated Current | 150~1,000mA | • 許容電流値 | 150~1,000mA |
| • Inductance Temperature Coefficient
(for reference only) | + 250ppm/°C | • インダクタンス温度係数(参考値) | +250ppm/°C |
| • Operating Temperature Range | -55°C~+ 125°C | • 使用温度範囲 | -55°C~+ 125°C |
| • Storage Temperature Range | -55°C~+ 125°C | • 保存温度範囲 | -55°C~+ 125°C |

EXAMPLES OF CHARACTERISTICS 代表特性例



STANDARD PART NUMBERS 標準品一覧

TYPE LL1608-FSL Series (Quantity/reel; 4,000 PCS)

Part number	Inductance & Tolerance			Q Min. 100 MHz	Q Typical						S.R.F. (MHz)	R _{DC} (Ω) Max.	R _{DC} (Ω) Typ.	I _{DC} (mA) Max.	
	at 100MHz	L (nH)	Tolerance		Frequency (MHz)	100 MHz	300 MHz	500 MHz	800 MHz	1000 MHz					1800 MHz
LL1608-FSL1N2S	1.2±0.3nH	1.1	±0.5nH	800	10	14.0	18.8	24.3	30.5	35.6	48.0	8000min	0.10	0.04	1,000
LL1608-FSL1N5S	1.5±0.3nH	1.4	±0.5nH	800	10	14.1	27.9	38.8	49.1	56.8	80.0	7000min	0.10	0.04	1,000
LL1608-FSL1N8S	1.8±0.3nH	1.7	±0.5nH	800	10	11.6	20.7	27.9	36.4	40.2	52.0	12000±15%	0.10	0.05	1,000
LL1608-FSL2N2S	2.2±0.3nH	2.1	±0.5nH	800	10	13.0	26.5	35.4	44.2	51.9	63.9	9100±15%	0.10	0.06	1,000
LL1608-FSL2N7S	2.7±0.3nH	2.6	±0.5nH	800	11	13.1	28.4	37.6	48.2	54.7	72.0	7300±15%	0.11	0.07	1,000
LL1608-FSL3N3S	3.3±0.3nH	3.2	±0.5nH	800	12	13.8	27.8	36.0	46.4	52.9	68.0	5800±15%	0.13	0.07	1,000
LL1608-FSL3N9S	3.9±0.3nH	3.8	±0.5nH	800	12	14.4	30.4	39.6	50.2	56.8	70.0	6500±15%	0.15	0.09	1,000
LL1608-FSL4N7S	4.7±0.3nH	4.6	±0.5nH	800	12	14.9	29.7	39.0	49.2	55.6	70.0	5600±15%	0.17	0.09	1,000
LL1608-FSL5N6S	5.6±0.3nH	5.5	±0.5nH	800	12	15.7	28.8	38.2	47.7	53.3	61.9	4800±15%	0.20	0.09	600
LL1608-FSL6N8J	6.8nH±5%	6.7	±10%	800	12	15.8	29.4	39.0	49.3	55.8	67.5	4700±15%	0.22	0.10	600
LL1608-FSL8N2J	8.2nH±5%	8.1	±10%	800	12	16.8	30.4	40.3	51.1	56.8	63.8	4200±15%	0.26	0.12	600
LL1608-FSL10NJ	10nH±5%	9.9	±10%	800	13	17.3	29.3	38.6	48.1	53.8	56.7	4000±15%	0.30	0.12	600
LL1608-FSL12NJ	12nH±5%	12	±10%	800	13	18.2	31.8	42.2	53.0	58.4	53.3	3400±15%	0.35	0.13	600
LL1608-FSL15NJ	15nH±5%	15	±10%	800	13	18.0	31.8	41.4	51.2	55.8	49.7	3200±15%	0.40	0.14	600
LL1608-FSL18NJ	18nH±5%	18	±10%	800	13	18.7	33.5	43.8	53.7	58.5	46.1	2900±15%	0.47	0.18	600
LL1608-FSL22NJ	22nH±5%	23	±10%	800	13	19.9	32.2	42.0	50.4	52.7	34.5	2500±15%	0.54	0.19	600
LL1608-FSL27NJ	27nH±5%	29	±10%	800	13	19.6	27.3	43.3	50.4	51.8	24.3	2300±15%	0.62	0.22	600
LL1608-FSL33NJ	33nH±5%	37	±10%	800	15	19.6	33.2	42.2	48.0	47.9	15.9	2000±15%	0.70	0.27	600
LL1608-FSL39NJ	39nH±5%	45	±10%	800	15	20.6	32.2	41.3	46.1	44.8	11.4	1900±15%	0.80	0.26	600
LL1608-FSL47NJ	47nH±5%	58	±10%	800	15	21.0	32.6	40.4	40.8	37.1	9.7	1600±15%	0.90	0.30	500
LL1608-FSL56NJ	56nH±5%	60	±10%	500	15	21.5	31.7	38.6	38.6	33.5	-	1500±15%	1.00	0.34	500
LL1608-FSL68NJ	68nH±5%	77	±10%	500	15	21.7	29.5	34.5	29.1	19.1	-	1300±15%	1.20	0.39	400
LL1608-FSL82NJ	82nH±5%	104	±10%	500	15	21.1	34.7	40.2	32.5	19.5	-	1000±15%	1.40	0.46	300
LL1608-FSLR10J	100nH±5%	136	±10%	500	15	20.5	35.5	39.1	20.4	-	-	900±15%	1.60	0.83	300
LL1608-FSLR12J	120nH±5%	133	±10%	300	12*	23.1	31.3	30.8	-	-	-	800±15%	2.00	0.59	200
LL1608-FSLR15J	150nH±5%	174	±10%	300	11*	20.0	27.5	21.6	-	-	-	740±15%	2.40	2.02	200
LL1608-FSLR18J	180nH±5%	222	±10%	300	11*	18.8	27.1	12.1	-	-	-	650±15%	2.70	2.29	150
LL1608-FSLR22J	220nH±5%	293	±10%	300	11*	22.3	25.1	-	-	-	-	580±15%	3.00	2.37	150
LL1608-FSLR27J	270nH**±5%	319	±10%	200	8**	21.9	21.1	-	-	-	-	470±15%	3.50	2.90	150

* at 50MHz, ** at 25MHz

●Test Equipment & note

(測定器／注意事項)

- L, Q : RF Impedance Analyzer 4291A/B (Agilent Technologies), Test Fixture 16192A (Agilent Technologies)
- S.R.F./自己共振周波数 : Network Analyzer 8719D (Agilent Technologies), 8720D (Agilent Technologies)
- R_{DC}/直流抵抗 : Milliohmmeter 4338A/B (Agilent Technologies)
- Inductance tolerance/インダクタンス許容差 : S=±0.3nH, J=±5%
- Operating temperature range/使用温度範囲 : -55°C ~ + 125°C
- Storage temperature range/保存温度範囲 : -55°C ~ + 125°C

X-ON Electronics

Largest Supplier of Electrical and Electronic Components

Click to view similar products for [Multilayer Ceramic Capacitors MLCC - SMD/SMT](#) category:

Click to view products by [Toko](#) manufacturer:

Other Similar products are found below :

[M39014/01-1467](#) [M39014/02-1218V](#) [M39014/02-1225V](#) [M39014/02-1262V](#) [M39014/02-1301](#) [M39014/22-0631](#) [1210J5000102JCT](#)
[1210J2K00102KXT](#) [1210J5000103KXT](#) [1210J5000223KXT](#) [D55342E07B379BR-TR](#) [D55342E07B523DR-T/R](#) [1812J1K00103KXT](#)
[1812J1K00473KXT](#) [1812J2K00680JCT](#) [1812J4K00102MXT](#) [1812J5000102JCT](#) [1812J5000103JCT](#) [1812J5000682JCT](#) [NIN-FB391JTRF](#)
[NIN-FC2R7JTRF](#) [NPIS27H102MTRF](#) [C1206C101J1GAC](#) [C1608C0G1E472JT000N](#) [C2012C0G2A472J](#) [2220J2K00101JCT](#)
[KHC201E225M76N0T00](#) [LRC-LRF1206LF-01R025FTR1K](#) [1812J1K00222JCT](#) [1812J2K00102KXT](#) [1812J2K00222KXT](#)
[1812J2K00472KXT](#) [2-1622820-7-CUT-TAPE](#) [2220J3K00102KXT](#) [2225J2500824KXT](#) [CCR07CG103KM](#) [CGA2B2C0G1H010C](#)
[CGA2B2C0G1H040C](#) [CGA2B2C0G1H050C](#) [CGA2B2C0G1H060D](#) [CGA2B2C0G1H070D](#) [CGA2B2C0G1H151J](#) [CGA2B2C0G1H1R5C](#)
[CGA2B2C0G1H2R2C](#) [CGA2B2C0G1H3R3C](#) [CGA2B2C0G1H680J](#) [CGA2B2C0G1H6R8D](#) [CGA2B2X8R1H221K](#) [CGA2B2X8R1H472K](#)
[CGA3E1X7R1C474K](#)