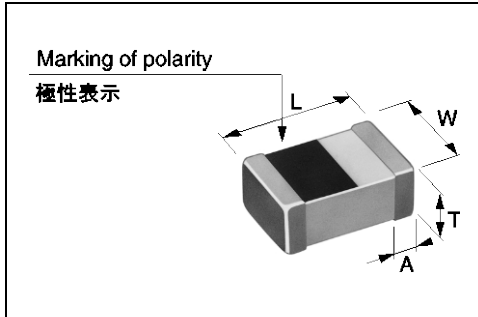


LL2012-FHL

Inductance Range: 1.5~680nH (E-12 Series)

Temperature Coefficient of L: +250ppm/°C (for reference only)



Length L (mm)	Width W (mm)	Thickness T (mm)	Electrode width A (mm)
2.0 ± 0.2	1.25 ± 0.2	0.6 ± 0.2 (1.5~8.2nH) 0.85 ± 0.3 (10.0~39.0nH) 1.0 ± 0.3 (47.0~100nH) 1.2 ± 0.3 (120.0~680nH)	0.5 ± 0.3

- **Marking of polarity:** Marking is on the upper Surface of the unit.
- **極性表示:** 磁束方向を示します。この表示が、常に上を向くようにテーピングされています。

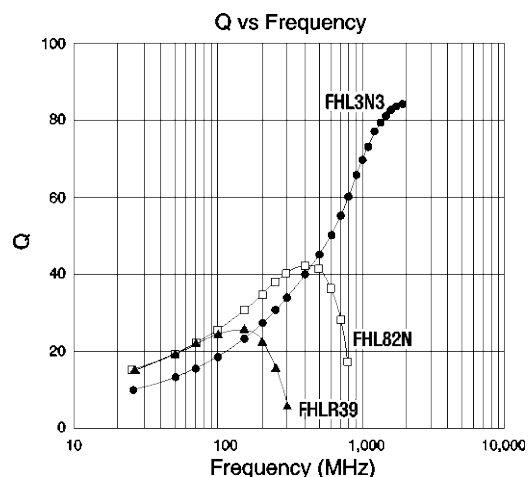
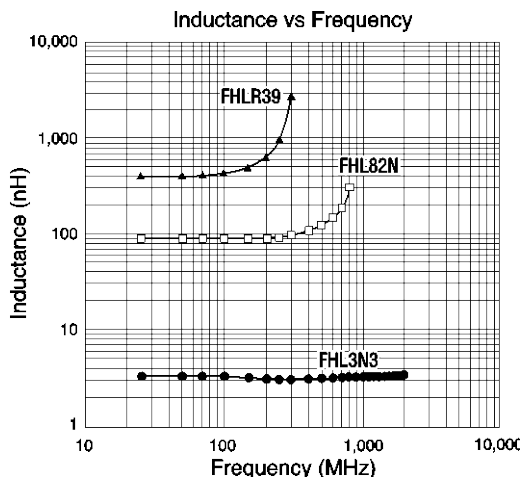
FEATURES 特長

- Dual frequency standard for inductance value
- Supports high temperature reflow soldering (260°C, 3 times)
- Surface mounting applicability (Supports both reflow and flow soldering)
- High reliability (ceramic integrated structure, and terminals plated)
- RoHS compliant
- インダクタンス値の2周波規格化
- 高温リフロー対応可 (260°C × 3回)
- 面実装適用性 (リフロー、フロー対応)
- 高信頼性 (セラミック一体構造、およびめっき端子電極)
- RoHS指令対応

ELECTRICAL CHARACTERISTICS 電気的特性

- | | | | |
|--|---|--------------------|---|
| • Inductance Range | 1.5~680nH (E-12 Series) | • インダクタンス範囲 | 1.5~680nH (E-12 Series) |
| • Inductance Tolerance | S ; ± 0.3nH (1.5~5.6nH)
J ; ± 5% (6.8~680nH) | • インダクタンス許容差 | S級 ; ±0.3nH (1.5~5.6nH)
J級 ; ±5% (6.8~680nH) |
| • Q (Typical) | 22 ~ 65 (at 800MHz) | • Q (Typical) | 22~65 (at 800MHz) |
| • Rated Current | 50~300mA | • 許容電流値 | 50~300mA |
| • Inductance Temperature Coefficient
(for reference only) | +250ppm/°C | • インダクタンス温度係数(参考値) | +250ppm/°C |
| • Operating Temperature Range | -40°C~+100°C | • 使用温度範囲 | -40°C~+100°C |
| • Storage Temperature Range | -40°C~+100°C | • 保存温度範囲 | -40°C~+100°C |

EXAMPLES OF CHARACTERISTICS 代表特性例



continued on next page 次頁へ続く

STANDARD PART NUMBERS 標準品一覧

TYPE LL2012-FHL Series (Quantity/reel; ~39nH [4,000 PCS], 47nH~ [3,000 PCS])

Part number	Inductance & Tolerance			Q Min. 100 MHz	Q Typical						S.R.F. (MHz) Min.	R _{DC} (Ω) Max.	R _{DC} (Ω) Typ.	I _{DC} (mA) Max.	
	at 100MHz	L (nH)	Tolerance		Frequency (MHz)	100 MHz	300 MHz	500 MHz	800 MHz	1000 MHz					1800 MHz
LL2012-FHL1N5S	1.5±0.3nH	1.5	±0.5nH	800	11	15.3	27.5	37.5	52.0	61.5	79.3	4000	0.10	0.02	300
LL2012-FHL1N8S	1.8±0.3nH	1.7	±0.5nH	800	12	14.0	25.0	33.9	46.6	54.0	78.4	4000	0.10	0.02	300
LL2012-FHL2N2S	2.2±0.3nH	2.1	±0.5nH	800	12	16.7	29.5	39.9	55.0	62.6	96.4	3800	0.10	0.03	300
LL2012-FHL2N7S	2.7±0.3nH	2.42	±0.5nH	800	12	15.5	27.5	36.8	50.8	57.8	89.0	3600	0.10	0.03	300
LL2012-FHL3N3S	3.3±0.3nH	3.0	±0.5nH	800	12	15.4	29.0	39.2	52.6	59.2	96.4	3400	0.10	0.04	300
LL2012-FHL3N9S	3.9±0.3nH	3.7	±0.5nH	800	12	16.0	29.7	39.7	53.4	59.7	76.8	3200	0.10	0.04	300
LL2012-FHL4N7S	4.7±0.3nH	4.6	±0.5nH	800	12	16.5	30.4	40.9	54.3	61.0	81.0	2800	0.12	0.03	300
LL2012-FHL5N6S	5.6±0.3nH	5.7	±0.5nH	800	12	17.0	31.3	42.1	55.2	61.0	76.9	2800	0.15	0.05	300
LL2012-FHL6N8S	6.8nH±5%	6.7	±10%	800	12	18.7	33.3	44.6	58.1	63.9	89.7	2100	0.15	0.06	300
LL2012-FHL8N2J	8.2nH±5%	8.2	±10%	800	15	18.5	32.2	42.4	54.8	59.5	73.2	2000	0.18	0.05	300
LL2012-FHL10NJ	10nH±5%	10.2	±10%	800	15	18.9	33.7	44.4	56.9	61.5	75.7	1600	0.20	0.06	300
LL2012-FHL12NJ	12nH±5%	12.7	±10%	800	16	20.5	36.5	47.5	60.8	65.9	79.8	1350	0.22	0.07	300
LL2012-FHL15NJ	15nH±5%	15.8	±10%	800	16	22.1	39.5	51.5	64.2	68.2	67.9	1350	0.24	0.11	300
LL2012-FHL18NJ	18nH±5%	19.5	±10%	800	16	22.9	40.7	52.9	64.9	68.4	49.3	1200	0.26	0.10	300
LL2012-FHL22NJ	22nH±5%	24.5	±10%	800	16	21.6	38.0	48.6	56.8	57.4	-	1100	0.28	0.09	300
LL2012-FHL27NJ	27nH±5%	31.2	±10%	800	16	22.8	39.6	49.4	57.4	57.3	-	1100	0.30	0.12	300
LL2012-FHL33NJ	33nH±5%	38.5	±10%	800	16	23.0	39.9	49.9	55.6	54.4	-	1000	0.40	0.13	300
LL2012-FHL39NJ	39nH±5%	50.7	±10%	800	16	24.6	41.4	50.0	50.9	45.5	-	900	0.50	0.13	300
LL2012-FHL47NJ	47nH±5%	63.9	±10%	800	17	24.8	41.8	49.5	47.4	39.4	-	800	0.55	0.21	300
LL2012-FHL56NJ	56nH±5%	62.7	±10%	500	17	26.1	43.3	50.0	44.5	34.5	-	750	0.60	0.23	300
LL2012-FHL68NJ	68nH±5%	80.3	±10%	500	17	25.7	41.8	46.2	33.6	18.1	-	700	0.65	0.24	300
LL2012-FHL82NJ	82nH±5%	103	±10%	500	20	26.5	41.4	43.1	21.5	-	-	600	0.70	0.28	300
LL2012-FHLR10J	100nH±5%	142	±10%	500	20	27.7	43.3	41.4	-	-	-	550	0.80	0.33	300
LL2012-FHLR12J	120nH±5%	139	±10%	300	16*	26.4	38.2	31.0	-	-	-	500	0.85	0.32	250
LL2012-FHLR15J	150nH±5%	173	±10%	300	16*	29.2	40.3	29.6	-	-	-	450	0.90	0.44	250
LL2012-FHLR18J	180nH±5%	194	±10%	200	10**	28.2	33.2	-	-	-	-	400	1.00	0.51	250
LL2012-FHLR22J	220nH±5%	234	±10%	200	10**	25.1	32.8	-	-	-	-	360	3.00	2.15	200
LL2012-FHLR27J	270nH**±5%	303	±10%	200	11**	23.6	28.8	-	-	-	-	330	3.50	3.22	200
LL2012-FHLR33J	330nH**±5%	382	±10%	200	11**	26.0	28.6	-	-	-	-	300	4.00	2.86	150
LL2012-FHLR39J	390nH**±5%	500	±10%	200	11**	25.0	21.1	-	-	-	-	270	4.50	3.82	150
LL2012-FHLR47J	470nH**±5%	-	-	-	11**	25.5	-	-	-	-	-	240	5.00	2.58	50
LL2012-FHLR56J	560nH**±5%	-	-	-	11**	24.5	-	-	-	-	-	210	5.50	2.69	50
LL2012-FHLR68J	680nH**±5%	-	-	-	11**	26.5	-	-	-	-	-	180	6.00	3.14	50

* at 50MHz, ** at 25MHz

● Test Equipment & note

(測定器／注意事項)

- L, Q : RF Impedance Analyzer 4291A/B (Agilent Technologies), Test Fixture 16192A (Agilent Technologies)
- S.R.F./自己共振周波数 : Network Analyzer 8719D (Agilent Technologies), 8720D (Agilent Technologies)
- R_{DC}/直流抵抗 : Milliohmmeter 4338A/B (Agilent Technologies)
- Inductance tolerance/インダクタンス許容差 : S=±0.3nH, J=±5%
- Operating temperature range/使用温度範囲 : -40°C ~ + 100°C
- Storage temperature range/保存温度範囲 : -40°C ~ + 100°C

X-ON Electronics

Largest Supplier of Electrical and Electronic Components

Click to view similar products for [Multilayer Ceramic Capacitors MLCC - SMD/SMT](#) category:

Click to view products by [Toko](#) manufacturer:

Other Similar products are found below :

[M39014/01-1467](#) [M39014/02-1218V](#) [M39014/02-1225V](#) [M39014/02-1262V](#) [M39014/02-1301](#) [M39014/22-0631](#) [1210J5000102JCT](#)
[1210J2K00102KXT](#) [1210J5000103KXT](#) [1210J5000223KXT](#) [D55342E07B379BR-TR](#) [D55342E07B523DR-T/R](#) [1812J1K00103KXT](#)
[1812J1K00473KXT](#) [1812J2K00680JCT](#) [1812J4K00102MXT](#) [1812J5000102JCT](#) [1812J5000103JCT](#) [1812J5000682JCT](#) [NIN-FB391JTRF](#)
[NIN-FC2R7JTRF](#) [NPIS27H102MTRF](#) [C1206C101J1GAC](#) [C1608C0G1E472JT000N](#) [C2012C0G2A472J](#) [2220J2K00101JCT](#)
[KHC201E225M76N0T00](#) [LRC-LRF1206LF-01R025FTR1K](#) [1812J1K00222JCT](#) [1812J2K00102KXT](#) [1812J2K00222KXT](#)
[1812J2K00472KXT](#) [2-1622820-7-CUT-TAPE](#) [2220J3K00102KXT](#) [2225J2500824KXT](#) [CCR07CG103KM](#) [CGA2B2C0G1H010C](#)
[CGA2B2C0G1H040C](#) [CGA2B2C0G1H050C](#) [CGA2B2C0G1H060D](#) [CGA2B2C0G1H070D](#) [CGA2B2C0G1H151J](#) [CGA2B2C0G1H1R5C](#)
[CGA2B2C0G1H2R2C](#) [CGA2B2C0G1H3R3C](#) [CGA2B2C0G1H680J](#) [CGA2B2C0G1H6R8D](#) [CGA2B2X8R1H221K](#) [CGA2B2X8R1H472K](#)
[CGA3E1X7R1C474K](#)