

ELECTRICAL CHARACTERISTICS

DC Characteristics

Ta = 25°C

PARAMETER	SYMBOL	CONDITIONS	MIN.	TYP.	MAX.	UNITS
Drain Cut-Off Current	Idss	Vds= 20V, Vgs= 0V	-	-	10	μA
Gate-Source Leak Current	Igss	Vgs= ±8V, Vds= 0V	-	-	±10	μA
Gate-Source Cut-Off Voltage	Vgs(off)	Id= 1mA, Vds= 10V	0.5	-	1.2	V
Drain-Source On-State Resistance *1	Rds(on)	Id= 0.5A, Vgs= 4.5V	-	0.075	0.100	Ω
		Id= 0.5A, Vgs= 2.5V	-	0.10	0.14	Ω
		Id= 0.1A, Vgs= 1.5V	-	0.17	0.25	Ω
Forward Transfer Admittance *1	Yfs	Id= 0.5A, Vds= 10V	-	4.2	-	S
Body Drain Diode Forward Voltage	Vf	If= 1A, Vgs= 0V	-	0.8	1.1	V

*1 Effective during pulse test.

Dynamic Characteristics

Ta = 25°C

PARAMETER	SYMBOL	CONDITIONS	MIN.	TYP.	MAX.	UNITS
Input Capacitance	Ciss	Vds= 10V, Vgs=0V f= 1MHz	-	220	-	pF
Output Capacitance	Coss		-	120	-	pF
Feedback Capacitance	Crss		-	45	-	pF

Switching Characteristics

Ta = 25°C

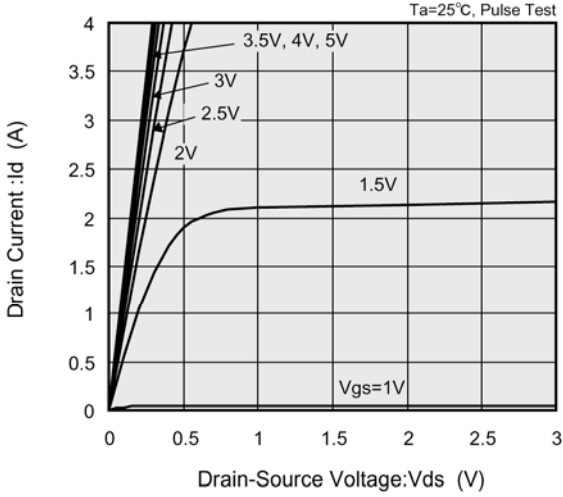
PARAMETER	SYMBOL	CONDITIONS	MIN.	TYP.	MAX.	UNITS
Turn-On Delay Time	td (on)	Vgs= 5V, Id= 0.5A Vdd= 10V	-	10	-	ns
Rise Time	tr		-	15	-	ns
Turn-Off Delay Time	td (off)		-	75	-	ns
Fall Time	tf		-	65	-	ns

Thermal Characteristics

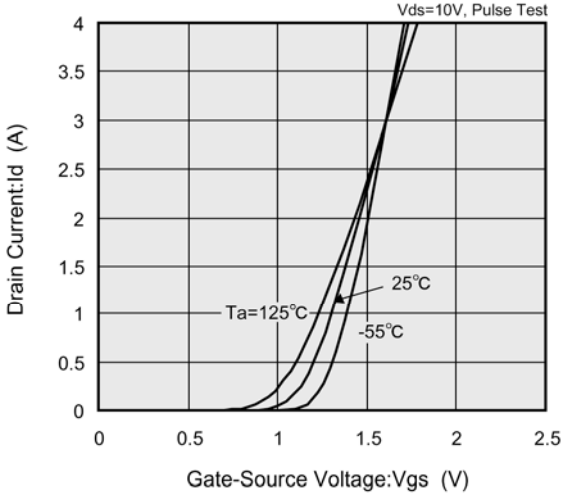
PARAMETER	SYMBOL	CONDITIONS	MIN.	TYP.	MAX.	UNITS
Thermal Resistance (Channel-Ambience)	Rth (ch-a)	Implement on a ceramic PCB	-	250	-	°C/W

TYPICAL PERFORMANCE CHARACTERISTICS

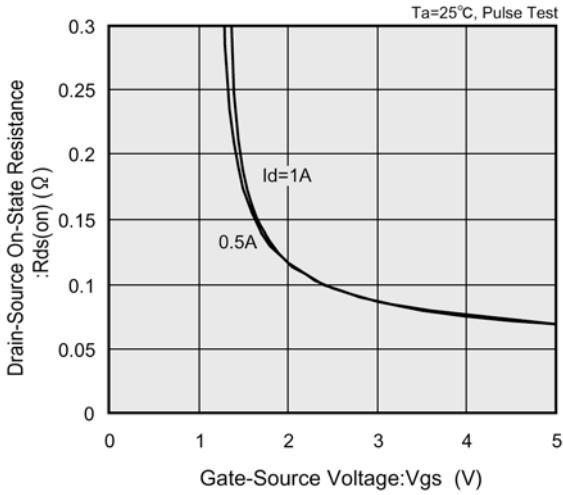
(1) Drain Current vs. Drain-Source Voltage



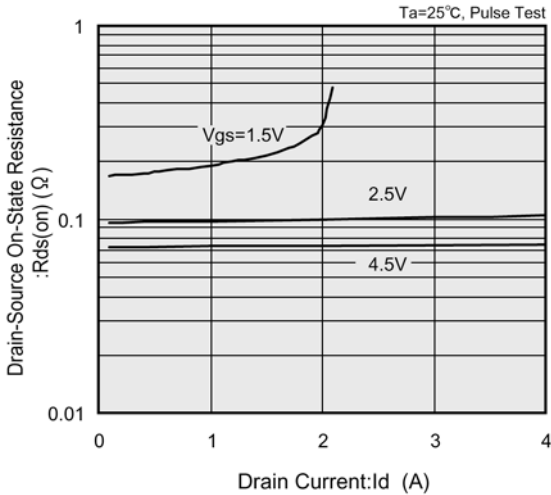
(2) Drain Current vs. Gate-Source Voltage



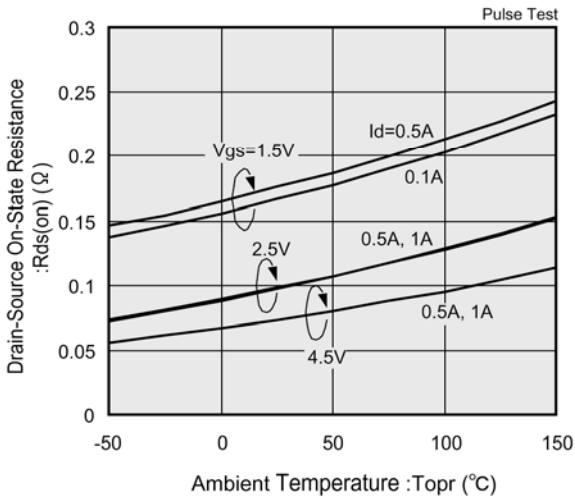
(3) Drain-Source On-State Resistance vs. Gate-Source Voltage



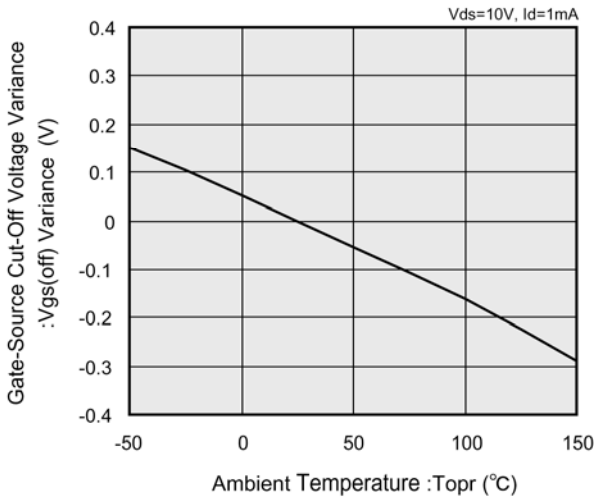
(4) Drain-Source On-State Resistance vs. Drain Current



(5) Drain-Source On-State Resistance vs. Ambient Temperature

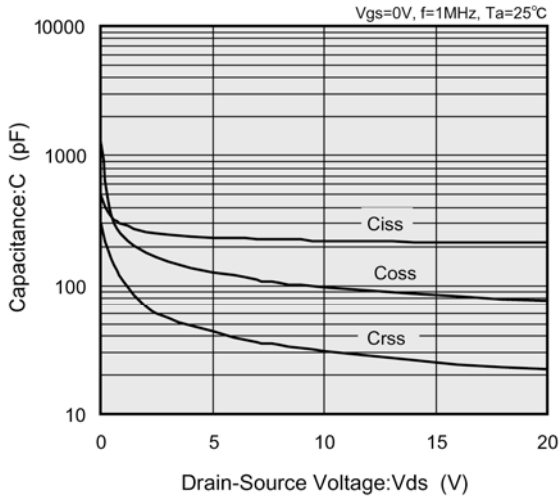


(6) Gate-Source Cut-Off Voltage Variance vs. Ambient Temperature

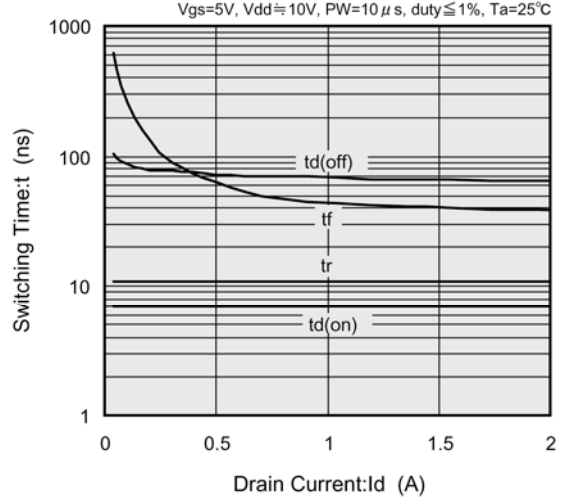


TYPICAL PERFORMANCE CHARACTERISTICS (Continued)

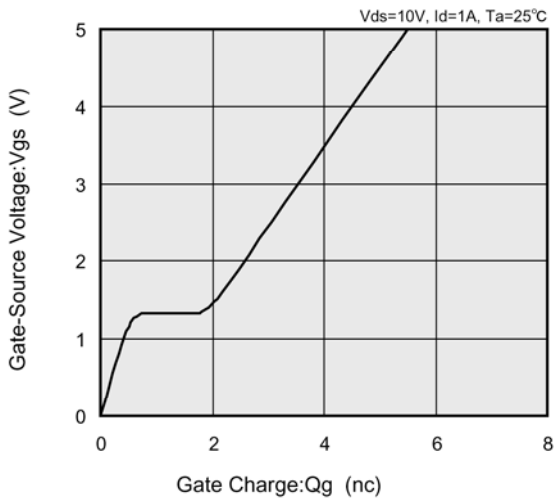
(7) Capacitance vs. Drain-Source Voltage



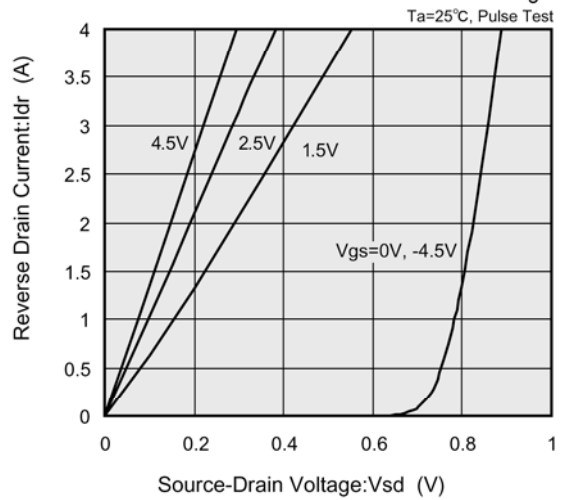
(8) Switching Time vs. Drain Current



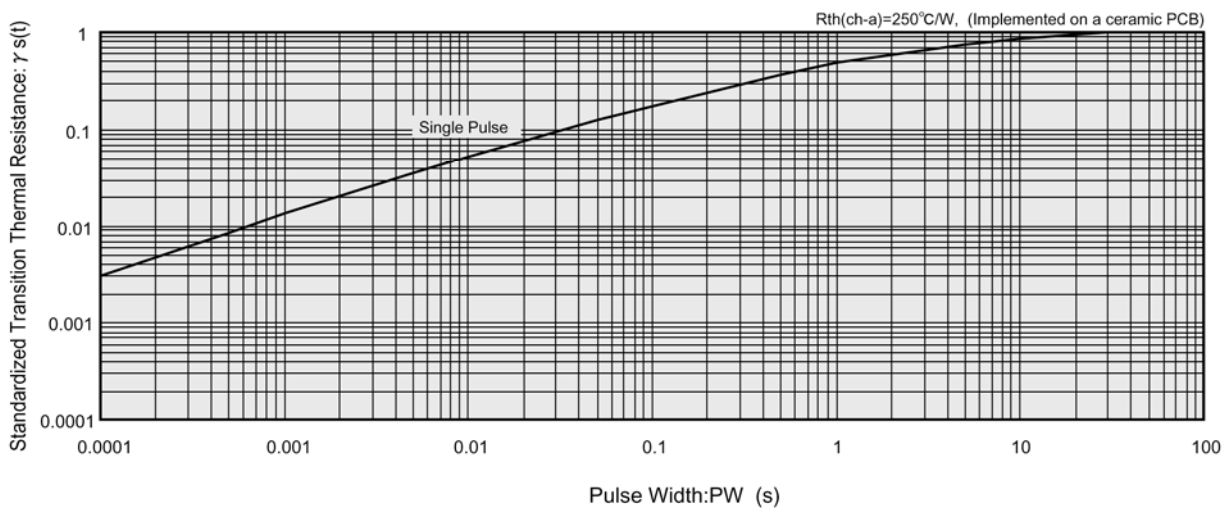
(9) Gate-Source Voltage vs. Gate Charge



(10) Reverse Drain Current vs. Source-Drain Voltage



(11) Standardized transition Thermal Resistance vs. Pulse Width



1. The products and product specifications contained herein are subject to change without notice to improve performance characteristics. Consult us, or our representatives before use, to confirm that the information in this datasheet is up to date.
2. We assume no responsibility for any infringement of patents, patent rights, or other rights arising from the use of any information and circuitry in this datasheet.
3. Please ensure suitable shipping controls (including fail-safe designs and aging protection) are in force for equipment employing products listed in this datasheet.
4. The products in this datasheet are not developed, designed, or approved for use with such equipment whose failure or malfunction can be reasonably expected to directly endanger the life of, or cause significant injury to, the user.
(e.g. Atomic energy; aerospace; transport; combustion and associated safety equipment thereof.)
5. Please use the products listed in this datasheet within the specified ranges.
Should you wish to use the products under conditions exceeding the specifications, please consult us or our representatives.
6. We assume no responsibility for damage or loss due to abnormal use.
7. All rights reserved. No part of this datasheet may be copied or reproduced without the prior permission of TOREX SEMICONDUCTOR LTD.

TOREX SEMICONDUCTOR LTD.

X-ON Electronics

Largest Supplier of Electrical and Electronic Components

Click to view similar products for [MOSFET](#) category:

Click to view products by [Torex Semiconductor](#) manufacturer:

Other Similar products are found below :

[IRFD120](#) [JANTX2N5237](#) [BUK455-60A/B](#) [MIC4420CM-TR](#) [VN1206L](#) [NDP4060](#) [SI4482DY](#) [IPS70R2K0CEAKMA1](#) [SQD23N06-31L-GE3](#)
[TK16J60W,S1VQ\(O](#) [2SK2614\(TE16L1,Q\)](#) [DMN1017UCP3-7](#) [DMN1053UCP4-7](#) [SQJ469EP-T1-GE3](#) [NTE2384](#) [DMC2700UDMQ-7](#)
[DMN2080UCB4-7](#) [DMN61D9UWQ-13](#) [US6M2GTR](#) [DMN31D5UDJ-7](#) [DMP22D4UFO-7B](#) [DMN1006UCA6-7](#) [DMN16M9UCA6-7](#)
[STF5N65M6](#) [IRF40H233XTMA1](#) [STU5N65M6](#) [DMN6022SSD-13](#) [DMN13M9UCA6-7](#) [DMTH10H4M6SPS-13](#) [DMN2990UFB-7B](#)
[IPB80P04P405ATMA2](#) [2N7002W-G](#) [MCAC30N06Y-TP](#) [MCQ7328-TP](#) [NTMC083NP10M5L](#) [BXP7N65D](#) [BXP4N65F](#) [AOL1454G](#)
[WMJ80N60C4](#) [BXP2N20L](#) [BXP2N65D](#) [BXT1150N10J](#) [BXT1700P06M](#) [TSM60NB380CP](#) [ROG](#) [RQ7L055BGTGR](#) [DMNH15H110SK3-13](#)
[SLF10N65ABV2](#) [BSO203SP](#) [BSO211P](#) [IPA60R230P6](#)