

# LED Flood Light IP65– 150W

Authorized Licensee for TOSHIBA trademark



## 1. Specification:

### A. General Data

Model	LED Flood Light 150W			
<b>P/N(Black shell)</b>	DELL-FL34150C5A011	DELL-FL44150C5A011	DELL-FL54150C5A011	DELL-FLC4150C5A011
<b>Westnet Code</b>	00172852	00172851	00172850	00172849
<b>P/N(White shell)</b>	DELL-FL34150C5A021	DELL-FL44150C5A021	DELL-FL54150C5A021	DELL-FLC4150C5A021
<b>Westnet Code</b>	00173323	00172322	00172321	00172320
<b>Rated Voltage</b>	230 VAC	230 VAC	230 VAC	230 VAC
<b>Frequency</b>	50 Hz	50 Hz	50 Hz	50 Hz
<b>Rated Wattage</b>	150 W	150 W	150 W	150 W
<b>Deviation Tolerance of Wattage</b>	±10 %	±10 %	±10 %	±10 %
<b>Displacement factor (cos φ1)*</b>	0.9(typical)	0.9(typical)	0.9(typical)	0.9(typical)
<b>Rated Current</b>	0.640A	0.640A	0.640A	0.640A
<b>Maximum Input Current</b>	0.736A	0.736A	0.736A	0.736A
<b>Start On</b>	<0.5S	<0.5S	<0.5S	<0.5S
<b>Warm up time</b>	<1S	<1S	<1S	<1S
<b>Dimmable</b>	NO	NO	NO	NO
<b>Beam Angle</b>	120°	120°	120°	120°
<b>Peak luminous intensity (cd)</b>	5630	5630	5630	5630

<b>R9 CRI</b>	>1	>1	>1	>1
<b>Survival factor</b>	90%	90%	90%	90%
<b>Safety requirements</b>	CE	CE	CE	CE
<b>Lumen Maintenance factor</b>	96%	96%	96%	96%
<b>Stroboscopic effect metric (SVM)**</b>	No Claimed	No Claimed	No Claimed	No Claimed
<b>Flicker metric (PstLM)**</b>	No Claimed	No Claimed	No Claimed	No Claimed
<b>Energy Efficiency Class(EEC)</b>	F	F	F	F
<b>Applicable Environments</b>	IP65	IP65	IP65	IP65
<b>Exchangeable LED Module</b>	NO	NO	NO	NO
<b>Photobiological Group</b>	RG 0	RG 0	RG 0	RG 0
<b>Safety class</b>	Class I	Class I	Class I	Class I

\* Displacement factor tolerance +/- 10%

\*\*In accordance with (EU)2019/2020 of SVM  $\leq 0,4$  at full-load (except for HID with  $\Phi_{use} > 4$  km and for light sources intended for use in outdoor applications, industrial applications or other applications where lighting standards allow a CRI < 80)

## B. Light Data

Color	Warm White	Natural White	Daylight	Cool White
<b>Color Temperature (CCT)</b>	3000K	4000K	5000K	6500K
<b>Useful luminous flux*</b>	12400 lm			
<b>Total luminous flux*</b>	13500 lm			
<b>Color Rendering Index*</b>	80			
<b>Efficacy ( Useful )*</b>	82.6 lm/W	82.6 lm/W	82.6 lm/W	82.6 lm/W
<b>Efficacy ( Total )*</b>	90 lm/W	90 lm/W	90 lm/W	90 lm/W
<b>Color Consistency**</b>	6 Step MacAdam Ellipse (6 SDCM)			

\* tolerance +/- 10%

\*\* 3000K center point (0.43387, 0.40319) ; 4000K center point (0.38177, 0.37959) ; 5000K center point (0.34464, 0.35506) ; 6500K center point (0.31230, 0.32825)

### C. Lifetime

(Supplied Voltage: AC 230V ; Ambient Temperature: 25°C)

<b>Lumen Maintenance Factor</b>	70% of the rated lifetime
<b>Rated Lifetime – L<sub>70</sub>B<sub>50</sub></b>	15,000 hrs
<b>Switch cycles</b>	≥ 15,000

### D. Temperature Operation

<b>Normal operation temperature</b>	-20°C ~ 40°C
<b>Relative Humidity</b>	10% ~ 90%

### E. Geometric Data

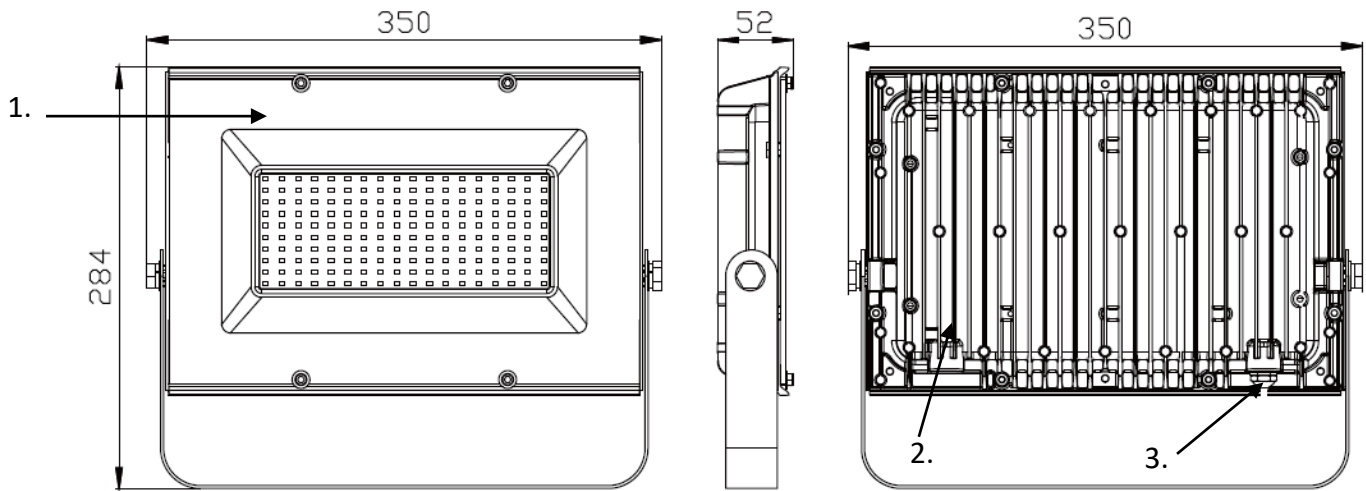
<b>Model</b>	LED Flood Light 150W
<b>Maximum overall length</b>	284 ± 2 mm ( 11.18± 0.08 inch )
<b>Maximum overall width</b>	350 ± 2 mm ( 13.77± 0.08 inch )
<b>Maximum overall thickness</b>	52± 2 mm ( 2.04.08 inch )
<b>Mass</b>	2.6 kg±100g

### F. Environmental relevant materials

<b>Mercury (Hg)</b>	Comply with RoHS Directive 2011/65/EU
<b>Lead (Pb)</b>	
<b>Cadmium(Cd)</b>	
<b>Hexavalent Chromium(Cr6+)</b>	
<b>Polybrominated Biphenyls(PBBs)</b>	
<b>Polybrominated Diphenyl Ethers(PBDEs)</b>	
<b>Bis (2-ethylhexyl) phthalate(DEHP)</b>	
<b>Butyl benzyl phthalate(BBP)</b>	
<b>Dibutyl phthalate(DBP)</b>	
<b>Diisobutyl phthalate(DIBP)</b>	

## 2. Outline Drawing

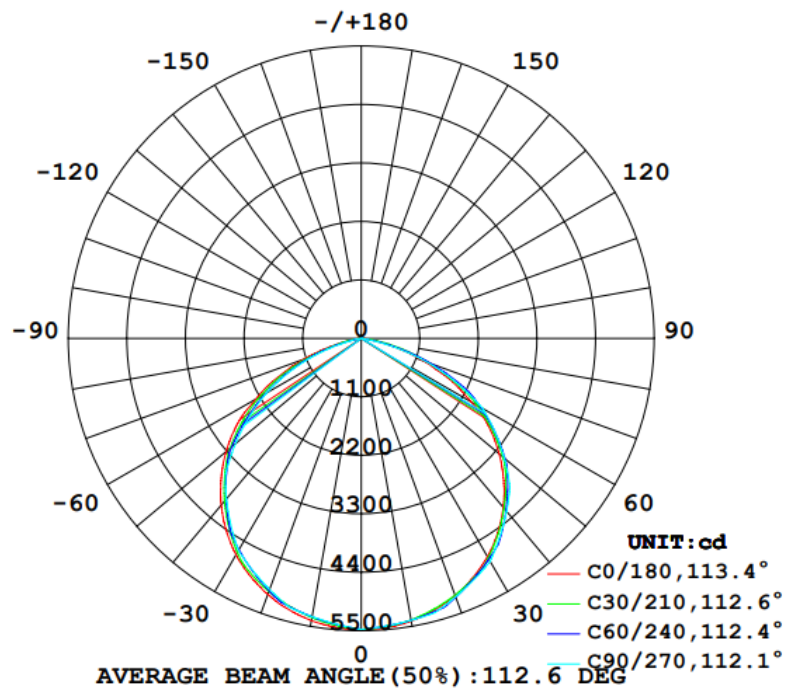
Unit : mm



### Material Information

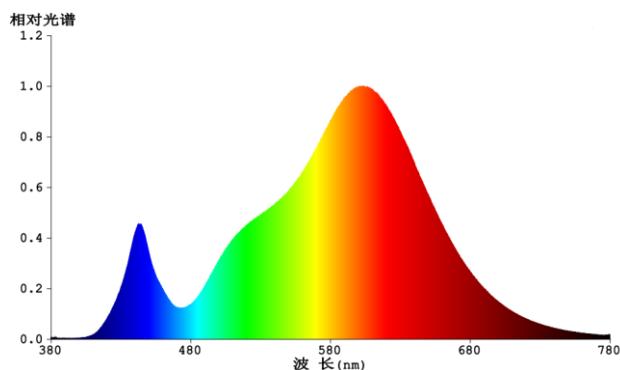
- 1. Cover: Glass
- 2. Body: Metal
- 3. Gland: Metal

## 3. Light Distribution Curve

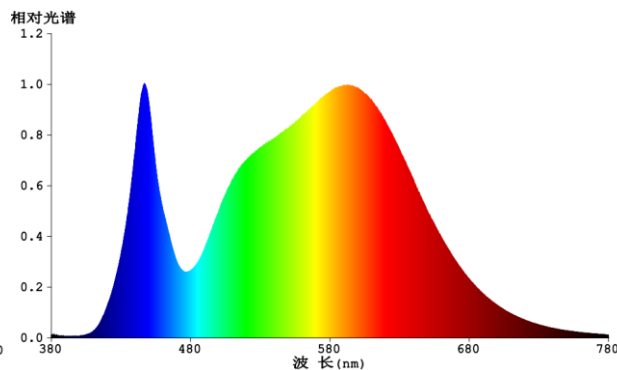


## 4. Spectrum Distribution

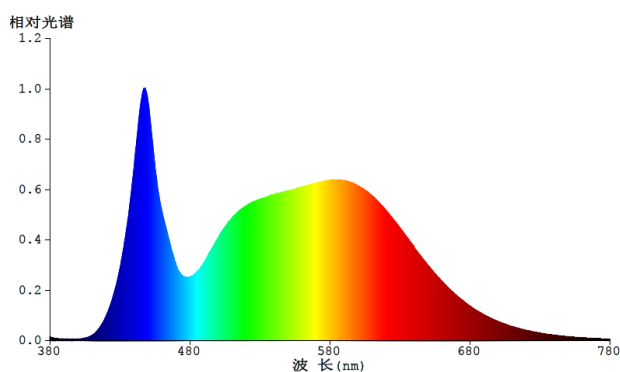
### ● 3000K Color Temperature



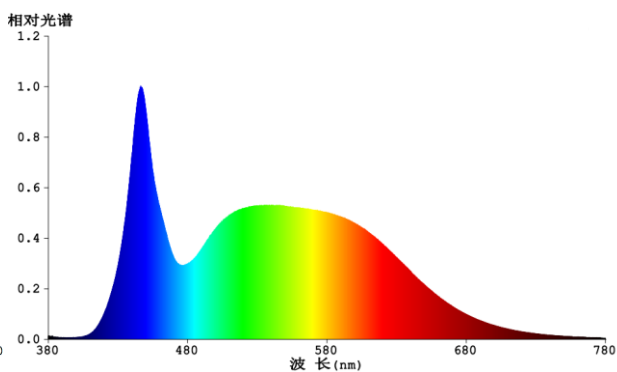
### ● 4000K Color Temperature



### ● 5000K Color Temperature



### ● 6500K Color Temperature



## 5. Warnings

- Before replacing, turn off power and let high bay cool to avoid electrical shock or burn.
- Do not touch electronic components, electronic components maybe under high voltage.
- Do not stare into LED light beam
- The luminaire shall be installed by a qualified electrician and wired in accordance with the latest IEE electrical regulations or the national requirements.

## 6. Cautions

Only to apply in dry and most of open fixtures with lamp-holders that offer sufficient space (10 mm free air space). Not intended for use with emergency light fixtures for exit lights.

## 7. Notes

All characteristics are estimated at room temperature (25°C), free air burning, base up burning position and at rated voltage. In view of the complex manufacturing process for light above for the technical LED parameters are merely statistical values that do not necessarily correspond to the actual technic individual products may vary from the typical values.

## 8. Logistic information

Model	LED Flood Light 150W 3000K	LED Flood Light 150W 4000K	LED Flood Light 150W 5000K	LED Flood Light 150W 6500K
Pieces per pack	1	1	1	1
EAN code on pack -Black shell	4711112386208	4711112384037	4711112385539	4711112386192
EAN code on pack -White shell	4711112388776	4711112388769	4711112388752	4711112388745
Size of pack	360*68*253mm	360*68*253mm	360*68*253mm	360*68*253mm
Weight per pack (G.W)	2.6 kg	2.6 kg	2.6 kg	2.6 kg
Packs per inner box	N/A	N/A	N/A	N/A
EAN code on inner box	N/A	N/A	N/A	N/A
ITF code on inner box	N/A	N/A	N/A	N/A
Size of inner box	N/A	N/A	N/A	N/A
Weight per inner box(G.W)	N/A	N/A	N/A	N/A
Packs per outer box	4	4	4	4
EAN code on outer box	N/A	N/A	N/A	N/A
ITF code on outer box -Black shell	14711112386205	14711112384034	14711112385536	14711112386199
ITF code on outer box -White shell	14711112388773	14711112388766	14711112388759	14711112388742
Size of outer box	371*294*272mm	371*294*272mm	371*294*272mm	371*294*272mm
Weight per outer box(G.W)	11.6 kg	11.6 kg	11.6 kg	11.6 kg

Package box

3000K



4000K



5000K




6500K




### 9. ERP Label

DELL-FL34150C5A011 / DELL-FL44150C5A011 / DELL-FL54150C5A011 / DELL-FLC4150C5A011



DELL-FL34150C5A021 / DELL-FL44150C5A021 / DELL-FL54150C5A021 / DELL-FLC4150C5A021





**10. Conformity**

<b>2014/35/EU; Low Voltage Directive</b>	EN 60598-2-5: 2015 ; EN IEC 60598-1: 2021 ; IEC/TR 62778:2014 ; EN 62493:2015 ; EN IEC 62031:2020
<b>2014/30/EU; EMC Directive</b>	EN IEC 55015: 2019+A11:2020 、 EN IEC 61000-3-2:2019+A1:2021 、 EN 61000-3-3: 2013+A2:2021 、 EN 61547: 2009
<b>2009/125/EC; ErP Directive</b>	(EU) 2019/2015 、 (EU) 2019/2020 、 (EU) 2021/340 、 (EU) 2021/341
<b>2011/65/EU+(EU)2015/863; RoHS Directive</b>	EN 50581: 2012

## X-ON Electronics

Largest Supplier of Electrical and Electronic Components

*Click to view similar products for [LED Replacement Lamps - Based LEDs](#) category:*

*Click to view products by [Toshiba](#) manufacturer:*

Other Similar products are found below :

[LAPD-1A](#) [LAPD-1R](#) [LAPD-6W](#) [SSP-1156B153S12](#) [SSP-1157B156U12](#) [SSP-LXS110818BA](#) [560-0101F](#) [560-0103F](#) [LAPD-1W](#) [LAPD-6R](#)  
[560-0104F](#) [SSP-LXC1283S24](#) [SSP-3MB96U12G](#) [1.90.690.684/0000](#) [560-0203F](#) [586-2206-205F](#) [SSP-LXS1826U16A](#) [24LS4-G1](#) [24LS4-R1](#)  
[MF200-NFW5H](#) [MB403-W60-CW-BP](#) [387LP-A](#) [1819LS2-G-CG](#) [387LP-R](#) [387LP-B](#) [387LP-G](#) [24LS4-W1](#) [6S6LS155-CWR](#) [130MBLS-G-](#)  
[CG](#) [5000404LAMP](#) [6S6LS130-CWW](#) [MF200-BCG12H](#) [MF200-NFR5H](#) [24L4-B1](#) [MF200-NKG120](#) [5SB-NFG24H](#) [MF200C-NFW28H](#)  
[MF200-BCG24H](#) [6S6LS130-CWG](#) [MG200-NFR12H](#) [5SB-NKR120](#) [5000411LAMP](#) [MB403-R6AC-CR](#) [MG200-NWG120](#) [6S6LS120-CWG](#)  
[8718699767655](#) [8718699772154](#) [64650](#) [SKU 217262](#) [SKU 211686](#)