

# LED Flood Light IP65– 30W

Authorized Licensee for TOSHIBA trademark



## 1. Specification:

### A. General Data

| Model                                 | LED Flood Light 30W |                    |                    |                    |
|---------------------------------------|---------------------|--------------------|--------------------|--------------------|
| <b>P/N(Black shell)</b>               | DELL-FL34030C5A011  | DELL-FL44030C5A011 | DELL-FL54030C5A011 | DELL-FLC4030C5A011 |
| <b>Westnet Code</b>                   | 000172839           | 00172838           | 00172837           | 00172836           |
| <b>P/N(White shell)</b>               | DELL-FL34030C5A021  | DELL-FL44030C5A021 | DELL-FL54030C5A021 | DELL-FLC4030C5A021 |
| <b>Westnet Code</b>                   | 00173311            | 00172310           | 00172309           | 00172308           |
| <b>Rated Voltage</b>                  | 230 VAC             | 230 VAC            | 230 VAC            | 230 VAC            |
| <b>Frequency</b>                      | 50 Hz               | 50 Hz              | 50 Hz              | 50 Hz              |
| <b>Rated Wattage</b>                  | 30 W                | 30 W               | 30 W               | 30 W               |
| <b>Deviation Tolerance of Wattage</b> | ±10 %               | ±10 %              | ±10 %              | ±10 %              |
| <b>Displacement factor (cos φ1)*</b>  | 0.9(typical)        | 0.9(typical)       | 0.9(typical)       | 0.9(typical)       |
| <b>Rated Current</b>                  | 0.128A              | 0.128A             | 0.128A             | 0.128A             |
| <b>Maximum Input Current</b>          | 0.147A              | 0.147A             | 0.147A             | 0.147A             |
| <b>Start On</b>                       | <0.5S               | <0.5S              | <0.5S              | <0.5S              |
| <b>Warm up time</b>                   | <1S                 | <1S                | <1S                | <1S                |
| <b>Dimmable</b>                       | NO                  | NO                 | NO                 | NO                 |
| <b>Beam Angle</b>                     | 120°                | 120°               | 120°               | 120°               |
| <b>Peak luminous intensity (cd)</b>   | 1110                | 1110               | 1110               | 1110               |

|   |            |            |            |            |
|---|------------|------------|------------|------------|
| <b>R9 CRI</b>                             | >1         | >1         | >1         | >1         |
| <b>Survival factor</b>                    | 90%        | 90%        | 90%        | 90%        |
| <b>Safety requirements</b>                | CE         | CE         | CE         | CE         |
| <b>Lumen Maintenance factor</b>           | 96%        | 96%        | 96%        | 96%        |
| <b>Stroboscopic effect metric (SVM)**</b> | No Claimed | No Claimed | No Claimed | No Claimed |
| <b>Flicker metric (PstLM)**</b>           | No Claimed | No Claimed | No Claimed | No Claimed |
| <b>Energy Efficiency Class(EEC)</b>       | F          | F          | F          | F          |
| <b>Applicable Environments</b>            | IP65       | IP65       | IP65       | IP65       |
| <b>Exchangeable LED Module</b>            | NO         | NO         | NO         | NO         |
| <b>Photobiological Group</b>              | RG 0       | RG 0       | RG 0       | RG 0       |
| <b>Safety class</b>                       | Class I    | Class I    | Class I    | Class I    |

\* Displacement factor tolerance +/- 10%

\*\*In accordance with (EU)2019/2020 of SVM  $\leq 0,4$  at full-load (except for HID with  $\Phi_{use} > 4$  klm and for light sources intended for use in outdoor applications, industrial applications or other applications where lighting standards allow a CRI < 80)

## B. Light Data

| <b>Color</b>                   | Warm White                      | Natural White | Daylight  | Cool White |
|--------------------------------|---------------------------------|---------------|-----------|------------|
| <b>Color Temperature (CCT)</b> | 3000K                           | 4000K         | 5000K     | 6500K      |
| <b>Useful luminous flux*</b>   | 2450 lm                         |               |           |            |
| <b>Total luminous flux*</b>    | 2700 lm                         |               |           |            |
| <b>Color Rendering Index*</b>  | 80                              |               |           |            |
| <b>Efficacy ( Useful )*</b>    | 81.6 lm/W                       | 81.6 lm/W     | 81.6 lm/W | 81.6 lm/W  |
| <b>Efficacy ( Total )*</b>     | 90 lm/W                         | 90 lm/W       | 90 lm/W   | 90 lm/W    |
| <b>Color Consistency**</b>     | 6 Step MacAdam Ellipse (6 SDCM) |               |           |            |

\* tolerance +/- 10%

\*\* 3000K center point (0.43387, 0.40319) ; 4000K center point (0.38177, 0.37959) ; 5000K center point (0.34464, 0.35506) ; 6500K center point (0.31230, 0.32825)

### C. Lifetime

(Supplied Voltage: AC 230V ; Ambient Temperature: 25°C)

|  |                           |
|--|---------------------------|
| <b>Lumen Maintenance Factor</b>                      | 70% of the rated lifetime |
| <b>Rated Lifetime – L<sub>70</sub>B<sub>50</sub></b> | 15,000 hrs                |
| <b>Switch cycles</b>                                 | ≥ 15,000                  |

### D. Temperature Operation

|                                     |              |
|-------------------------------------|--------------|
| <b>Normal operation temperature</b> | -20°C ~ 40°C |
| <b>Relative Humidity</b>            | 10% ~ 90%    |

### E. Geometric Data

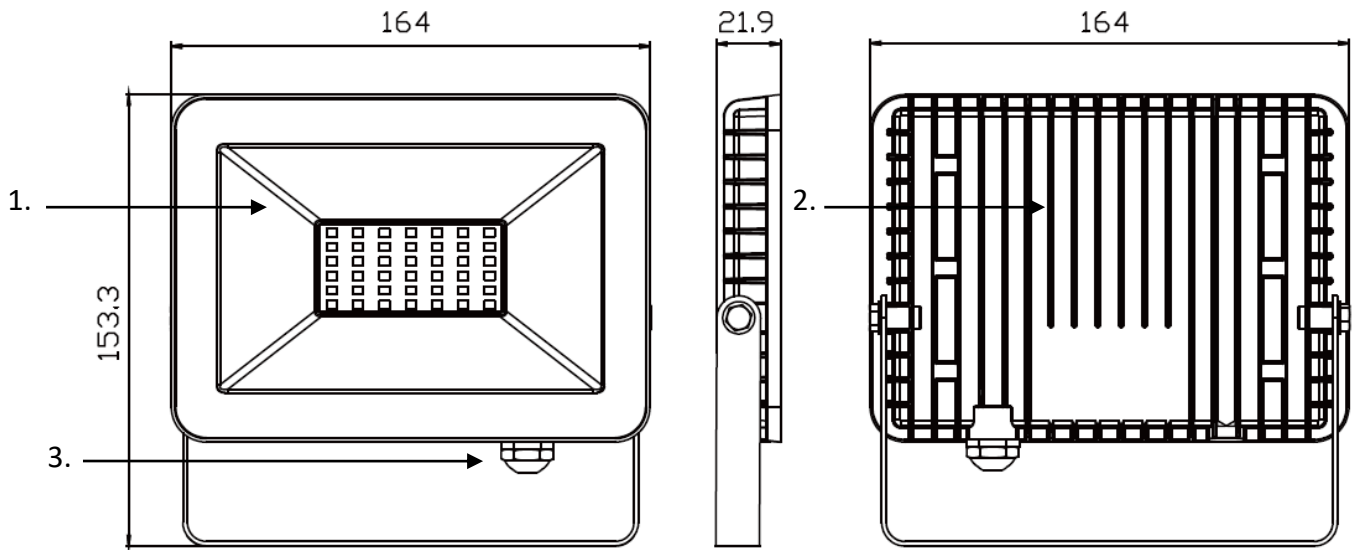
|                                  |                                   |
|----------------------------------|-----------------------------------|
| <b>Model</b>                     | LED Flood Light 30W               |
| <b>Maximum overall length</b>    | 153.2 ± 2 mm ( 6.03 ± 0.08 inch ) |
| <b>Maximum overall width</b>     | 164.4 ± 2 mm ( 6.47 ± 0.08 inch ) |
| <b>Maximum overall thickness</b> | 21.2 ± 2 mm ( 0.83 ± 0.08 inch )  |
| <b>Mass</b>                      | 410 g± 35g                        |

### F. Environmental relevant materials

|  |                                       |
|--|---------------------------------------|
| <b>Mercury (Hg)</b>                          | Comply with RoHS Directive 2011/65/EU |
| <b>Lead (Pb)</b>                             |                                       |
| <b>Cadmium(Cd)</b>                           |                                       |
| <b>Hexavalent Chromium(Cr6+)</b>             |                                       |
| <b>Polybrominated Biphenyls(PBBs)</b>        |                                       |
| <b>Polybrominated Diphenyl Ethers(PBDEs)</b> |                                       |
| <b>Bis (2-ethylhexyl) phthalate(DEHP)</b>    |                                       |
| <b>Butyl benzyl phthalate(BBP)</b>           |                                       |
| <b>Dibutyl phthalate(DBP)</b>                |                                       |
| <b>Diisobutyl phthalate(DIBP)</b>            |                                       |

## 2. Outline Drawing

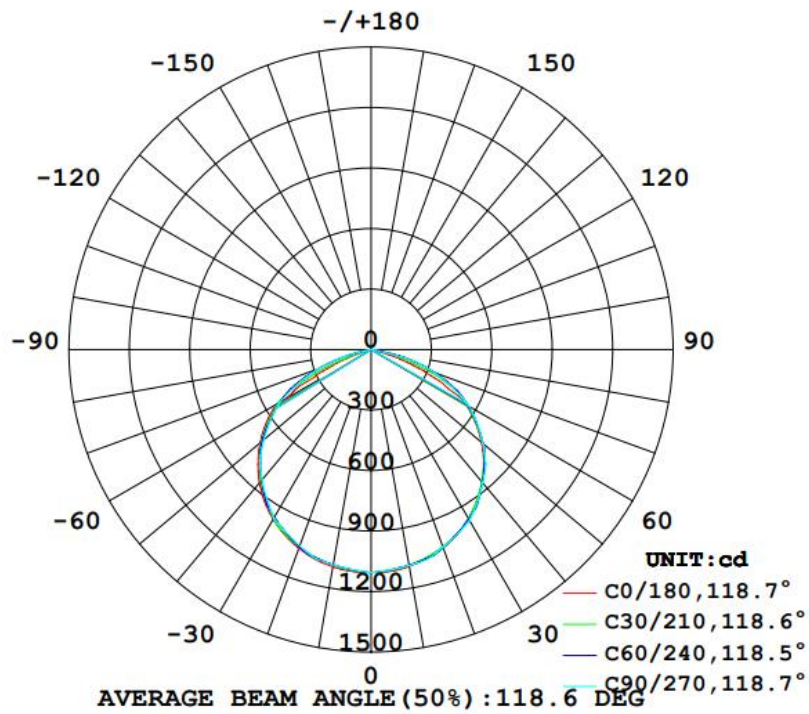
Unit : mm



### Material Information

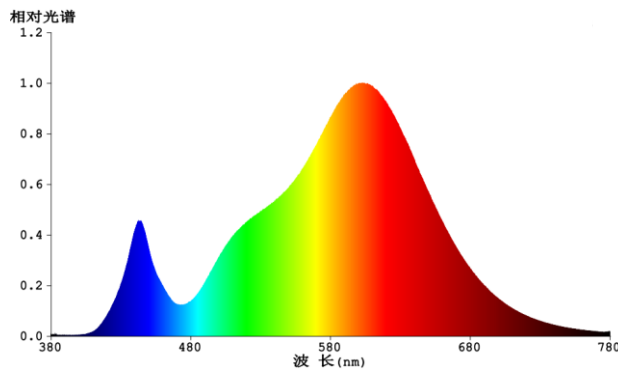
- 1. Cover: Glass
- 2. Body: Metal
- 3. Gland: Metal

## 3. Light Distribution Curve

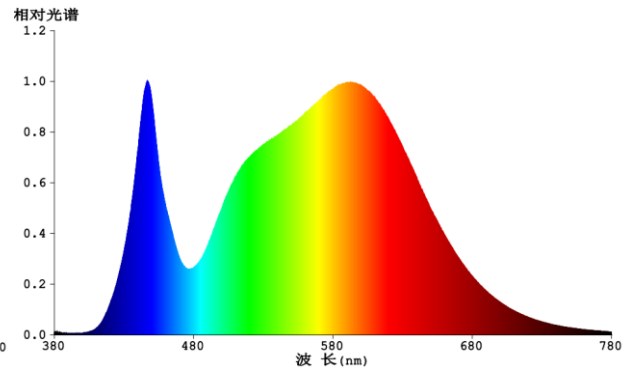


## 4. Spectrum Distribution

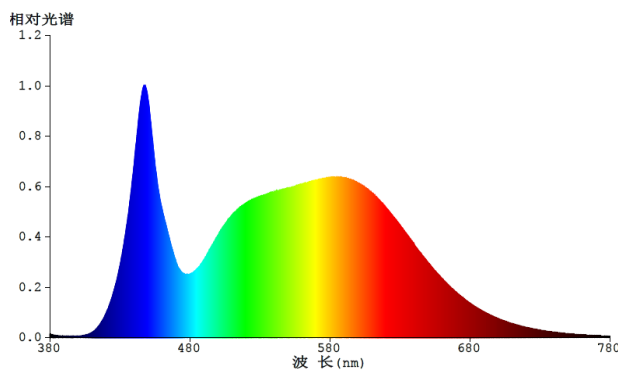
### ● 3000K Color Temperature



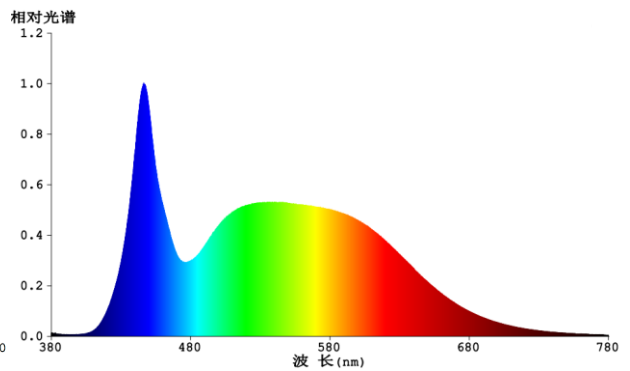
### ● 4000K Color Temperature



### ● 5000K Color Temperature



### ● 6500K Color Temperature



## 5. Warnings

- Before replacing, turn off power and let high bay cool to avoid electrical shock or burn.
- Do not touch electronic components, electronic components maybe under high voltage.
- Do not stare into LED light beam
- The luminaire shall be installed by a qualified electrician and wired in accordance with the latest IEE electrical regulations or the national requirements.

## 6. Cautions

Only to apply in dry and most of open fixtures with lamp-holders that offer sufficient space (10 mm free air space). Not intended for use with emergency light fixtures for exit lights.

## 7. Notes

All characteristics are estimated at room temperature (25°C), free air burning, base up burning position and at rated voltage. In view of the complex manufacturing process for light above for the technical LED parameters are merely statistical values that do not necessarily correspond to the actual technic individual products may vary from the typical values.

## 8. Logistic information

| Model                                 | LED Flood Light<br>30W 3000K | LED Flood Light<br>30W 4000K | LED Flood Light<br>30W 5000K | LED Flood Light<br>30W 6500K |
|---------------------------------------|------------------------------|------------------------------|------------------------------|------------------------------|
| Pieces per pack                       | 1                            | 1                            | 1                            | 1                            |
| EAN code on pack<br>-Black shell      | 4711112386147                | 4711112384006                | 4711112385508                | 4711112386130                |
| EAN code on pack<br>-White shell      | 4711112388653                | 4711112388646                | 4711112388639                | 4711112388622                |
| Size of pack                          | 173x25x159mm                 | 173x25x159mm                 | 173x25x159mm                 | 173x25x159mm                 |
| Weight per pack (G.W)                 | 0.45kg                       | 0.45kg                       | 0.45kg                       | 0.45kg                       |
| Packs per inner box                   | N/A                          | N/A                          | N/A                          | N/A                          |
| EAN code on inner box                 | N/A                          | N/A                          | N/A                          | N/A                          |
| ITF code on inner box                 | N/A                          | N/A                          | N/A                          | N/A                          |
| Size of inner box                     | N/A                          | N/A                          | N/A                          | N/A                          |
| Weight per inner box(G.W)             | N/A                          | N/A                          | N/A                          | N/A                          |
| Packs per outer box                   | 20                           | 20                           | 20                           | 20                           |
| EAN code on outer box                 | N/A                          | N/A                          | N/A                          | N/A                          |
| ITF code on outer box<br>-Black shell | 14711112386144               | 14711112384003               | 14711112385505               | 14711112386137               |
| ITF code on outer box<br>-White shell | 14711112388650               | 14711112388643               | 14711112388636               | 14711112388629               |
| Size of outer box                     | 360x145x338mm                | 360x145x338mm                | 360x145x338mm                | 360x145x338mm                |
| Weight per outer box(G.W)             | 9.5Kg                        | 9.5Kg                        | 9.5Kg                        | 9.5Kg                        |

Package box

3000K



4000K



5000K

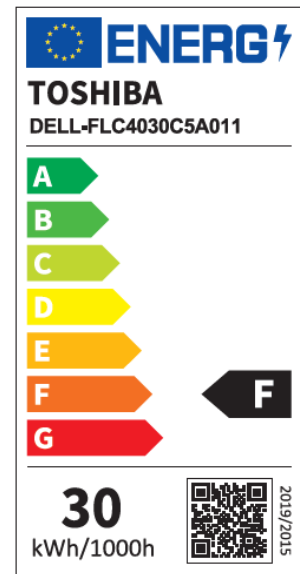
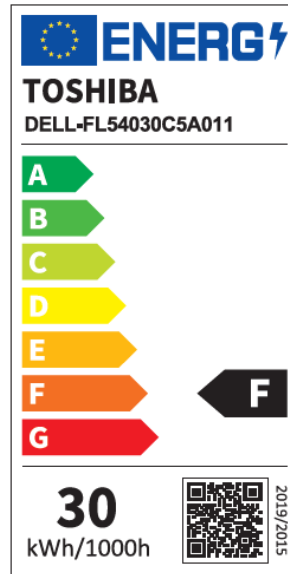
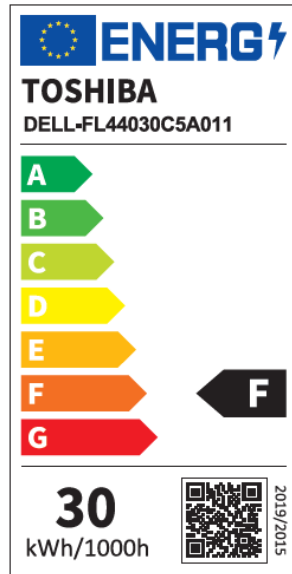
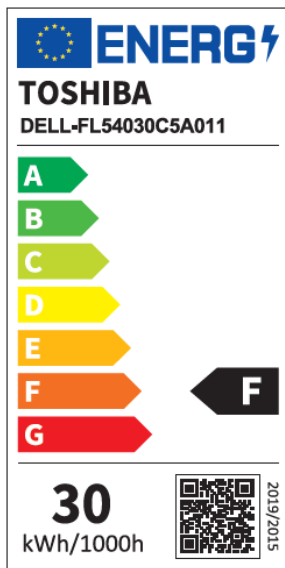


6500K

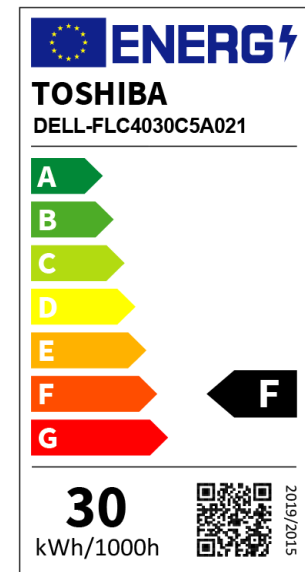
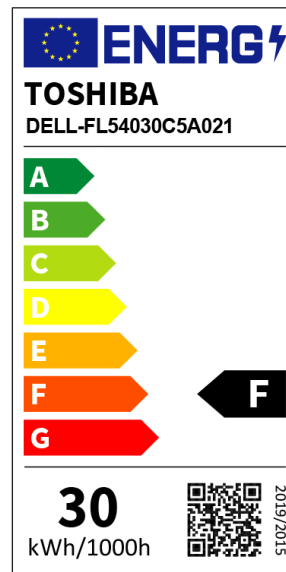
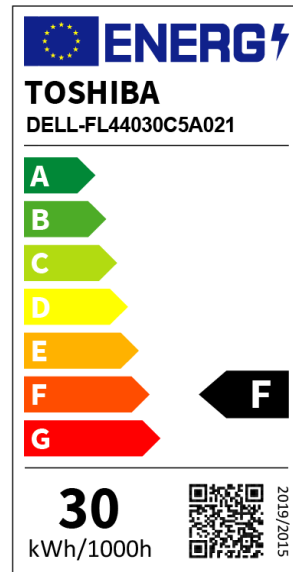
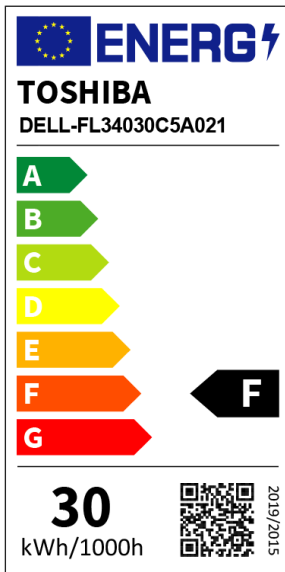


## 9. ERP Label

DELL-FL34030C5A011 / DELL-FL34030C5A011 / DELL-FL54030C5A011 / DELL-FLC4030C5A011



DELL-FL34030C5A021 / DELL-FL44030C5A021 / DELL-FL54030C5A021 / DELL-FLC4030C5A021





**10. Conformity**

|  |  |
|--|--|
| <b>2014/35/EU;<br/>Low Voltage<br/>Directive</b>   | EN 60598-2-5: 2015 ; EN IEC 60598-1: 2021 ; IEC/TR 62778:2014 ;<br>EN 62493:2015 ; EN IEC 62031:2020         |
| <b>2014/30/EU;<br/>EMC Directive</b>               | EN IEC 55015: 2019+A11:2020 、 EN IEC 61000-3-2:2019+A1:2021 、<br>EN 61000-3-3: 2013+A2:2021 、 EN 61547: 2009 |
| <b>2009/125/EC;<br/>ErP Directive</b>              | (EU) 2019/2015 、 (EU) 2019/2020 、 (EU) 2021/340 、 (EU) 2021/341  |
| <b>2011/65/EU+(EU)2015/863;<br/>RoHS Directive</b> | EN 50581: 2012   |

## X-ON Electronics

Largest Supplier of Electrical and Electronic Components

*Click to view similar products for [LED Replacement Lamps - Based LEDs](#) category:*

*Click to view products by [Toshiba](#) manufacturer:*

Other Similar products are found below :

[LAPD-1A](#) [LAPD-1R](#) [LAPD-6W](#) [SSP-1156B153S12](#) [SSP-1157B156U12](#) [SSP-LXS110818BA](#) [560-0101F](#) [560-0103F](#) [LAPD-1W](#) [LAPD-6R](#)  
[560-0104F](#) [SSP-LXC1283S24](#) [SSP-3MB96U12G](#) [1.90.690.684/0000](#) [560-0203F](#) [586-2206-205F](#) [SSP-LXS1826U16A](#) [24LS4-G1](#) [24LS4-R1](#)  
[MF200-NFW5H](#) [MB403-W60-CW-BP](#) [387LP-A](#) [1819LS2-G-CG](#) [387LP-R](#) [387LP-B](#) [387LP-G](#) [24LS4-W1](#) [6S6LS155-CWR](#) [130MBLS-G-](#)  
[CG](#) [5000404LAMP](#) [6S6LS130-CWW](#) [MF200-BCG12H](#) [MF200-NFR5H](#) [24L4-B1](#) [MF200-NKG120](#) [5SB-NFG24H](#) [MF200C-NFW28H](#)  
[MF200-BCG24H](#) [6S6LS130-CWG](#) [MG200-NFR12H](#) [5SB-NKR120](#) [5000411LAMP](#) [MB403-R6AC-CR](#) [MG200-NWG120](#) [6S6LS120-CWG](#)  
[8718699767655](#) [8718699772154](#) [CWA3S-24-CD](#) [64650](#) [SKU 217262](#)