

TOSHIBA PHOTOCOUPLER GaAlAs IRED + PHOTO-IC

TLP719F

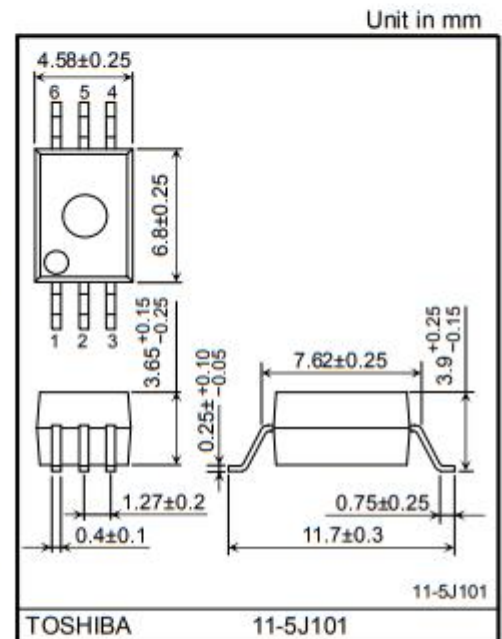
- Digital logic ground isolation
- Line receivers
- Microprocessor system interfaces
- Switching power supply feedback control
- Transistor invertors

The TOSHIBA TLP719F consists of a GaAlAs high-output light-emitting diode and a high-speed detector.

This unit is a 6-lead SDIP. The TLP719F is 50% smaller than the 8-pin DIP and meets the reinforced insulation class requirements of international safety standards. Therefore the mounting area can be reduced in equipment requiring safety standard certification.

The TLP719F has a Faraday shield integrated on the photodetector chip to provide an effective common mode noise transient immunity. Therefore this product is suitable for application in noisy environmental conditions.

Absolute maximum ratings and electrical characteristics are the same as the TLP719 technical data sheets.



Weight : 0.26 g (typ.)

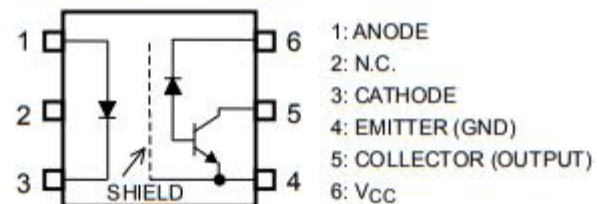
- Open collector
- Package type : SDIP6
- Isolation voltage : 5000 Vrms (min)
- Common mode transient immunity : ± 10 kV/us(min) @ $V_{CM} = 400$ V
- Switching speed : $t_{PHL}/t_{PLH} = 0.8$ μ s (max)
@ $I_F = 16$ mA, V_{CC}
 $R_L = 1.9$ k Ω , $T_a = 25$ °C
- TTL compatible
- Construction mechanical rating

Creepage Distance	8.0 mm (min)
Clearance	8.0 mm (min)
Insulation Thickness	0.4 mm (min)

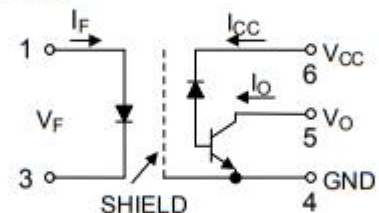
- UL recognized : UL1577, File No. E67349
- Option (D4)
TUV approved : EN60747-5-2
Certificate No. R50033433
- Maximum operating insulation voltage : 1140 Vpk
- Highest permissible over voltage : 8000 Vpk

(Note) When an EN60747-5-2 approved type is needed, please designate the "Option(D4)"

Pin Configuration (top view)



Schematic



A 0.1- μ F bypass capacitor must be connected between pins 4 and 6.
(See Note 7.)

RESTRICTIONS ON PRODUCT USE

20070701-EN

- The information contained herein is subject to change without notice.
- TOSHIBA is continually working to improve the quality and reliability of its products. Nevertheless, semiconductor devices in general can malfunction or fail due to their inherent electrical sensitivity and vulnerability to physical stress. It is the responsibility of the buyer, when utilizing TOSHIBA products, to comply with the standards of safety in making a safe design for the entire system, and to avoid situations in which a malfunction or failure of such TOSHIBA products could cause loss of human life, bodily injury or damage to property.
In developing your designs, please ensure that TOSHIBA products are used within specified operating ranges as set forth in the most recent TOSHIBA products specifications. Also, please keep in mind the precautions and conditions set forth in the "Handling Guide for Semiconductor Devices," or "TOSHIBA Semiconductor Reliability Handbook" etc.
- The TOSHIBA products listed in this document are intended for usage in general electronics applications (computer, personal equipment, office equipment, measuring equipment, industrial robotics, domestic appliances, etc.). These TOSHIBA products are neither intended nor warranted for usage in equipment that requires extraordinarily high quality and/or reliability or a malfunction or failure of which may cause loss of human life or bodily injury ("Unintended Usage"). Unintended Usage include atomic energy control instruments, airplane or spaceship instruments, transportation instruments, traffic signal instruments, combustion control instruments, medical instruments, all types of safety devices, etc.. Unintended Usage of TOSHIBA products listed in this document shall be made at the customer's own risk.
- The products described in this document shall not be used or embedded to any downstream products of which manufacture, use and/or sale are prohibited under any applicable laws and regulations.
- The information contained herein is presented only as a guide for the applications of our products. No responsibility is assumed by TOSHIBA for any infringements of patents or other rights of the third parties which may result from its use. No license is granted by implication or otherwise under any patents or other rights of TOSHIBA or the third parties.
- GaAs(Gallium Arsenide) is used in this product. The dust or vapor is harmful to the human body. Do not break, cut, crush or dissolve chemically.
- Please contact your sales representative for product-by-product details in this document regarding RoHS compatibility. Please use these products in this document in compliance with all applicable laws and regulations that regulate the inclusion or use of controlled substances. Toshiba assumes no liability for damage or losses occurring as a result of noncompliance with applicable laws and regulations.

X-ON Electronics

Largest Supplier of Electrical and Electronic Components

Click to view similar products for [Logic Output Opto-couplers](#) category:

Click to view products by [Toshiba](#) manufacturer:

Other Similar products are found below :

[CPC1590P](#) [TLP705A\(F\)](#) [VO3120-X019T](#) [TLP5772H\(TP4,E](#) [TLP5772H\(TP,E](#) [TLP5771H\(TP4,E](#) [TLP5771H\(D4,E](#) [TLP5774H\(D4,E](#)
[TLP5771H\(E](#) [TLP5772H\(D4LF4,E](#) [TLP5774H\(LF4,E](#) [TLP5771H\(D4LF4,E](#) [TLP5771H\(LF4,E](#) [TLP5214A\(E\(O](#) [FOD3125SD](#) [FOD8482T](#)
[LTV-3120S-TA1-H](#) [LTV-332J-TP1](#) [PC923LRNIP0F](#) [HCPL-0630-500E\(TOKMAS\)](#) [TLP719F\(D4-TP,F\)](#) [TLP5702\(D4-TP,E\(T](#)
[TLP105\(TPL,F\)](#) [TLP2301\(GB-TPL,E\(T](#) [TLP715\(D4-TP,F\)](#) [TLP2348\(TPL,E\(T](#) [6N137S](#) [KPC410 0E](#) [ELM600\(TA\)](#) [6N138M](#) [6N137M](#)
[H11L1S\(TA\)](#) [H11L3SR2M](#) [HCPL-0302-000E](#) [HCPL-J312-000E](#) [LTV-3120S-TA1](#) [TLP155E\(TPL,E\)](#) [TLP2345\(E\(T](#) [TLP2348\(E\(T](#)
[TLP350H\(F\)](#) [TLP5214\(E\(O](#) [TLP701AF\(F\)](#) [5962-89785022A](#) [8302401EC](#) [TLP351H\(F\)](#) [TLP5214\(TP,E\(O](#) [TLP5702\(TP,E](#) [5962-8947701PA](#)
[ACPL-W343-500E](#) [TLP351H\(TP1,F\)](#)