


- Compact SIP-8 package
- I/O-isolation voltage 1'600 VDC
- Ultra-wide 4:1 input voltage range
- Fully regulated outputs
- Operating temperature range -40°C to $+90^{\circ}\text{C}$
- Continuous short circuit protection
- Remote On/Off
- 3-year product warranty
- Designed to meet UL 62368-1



TEC 3WI is a new series with the design purpose to improve the prevalent 3 Watt SIP-8 DC/DC converters in terms of cost, efficiency and performance. The latest technology and components effectuate a high efficiency for a low thermal loss. This enables an operating temperature range from -40°C up to $+90^{\circ}\text{C}$. The converters are fully regulated over 0 - 100% load (no minimum load is required). The models are available with ultra-wide input ranges of 4.5-18, 9-36 and 18-75 VDC. The functional I/O-isolation system is designed to meet IEC/EN 62368-1 with a test voltage (60 s) of 1600 VDC.

Models						
Order Code	Input Voltage Range	Output 1		Output 2		Efficiency typ.
		Vnom	I _{max}	Vnom	I _{max}	
TEC 3-1210WI	4.5 - 18 VDC (12 VDC nom.)	3.3 VDC	700 mA			75 %
TEC 3-1211WI		5 VDC	600 mA			79 %
TEC 3-1219WI		9 VDC	333 mA			81 %
TEC 3-1212WI		12 VDC	250 mA			82 %
TEC 3-1213WI		15 VDC	200 mA			83 %
TEC 3-1215WI		24 VDC	125 mA			82 %
TEC 3-1221WI		+5 VDC	300 mA	-5 VDC	300 mA	80 %
TEC 3-1222WI		+12 VDC	125 mA	-12 VDC	125 mA	82 %
TEC 3-1223WI		+15 VDC	100 mA	-15 VDC	100 mA	81 %
TEC 3-2410WI	9 - 36 VDC (24 VDC nom.)	3.3 VDC	700 mA			76 %
TEC 3-2411WI		5 VDC	600 mA			80 %
TEC 3-2419WI		9 VDC	333 mA			81 %
TEC 3-2412WI		12 VDC	250 mA			83 %
TEC 3-2413WI		15 VDC	200 mA			83 %
TEC 3-2415WI		24 VDC	125 mA			81 %
TEC 3-2421WI		+5 VDC	300 mA	-5 VDC	300 mA	79 %
TEC 3-2422WI		+12 VDC	125 mA	-12 VDC	125 mA	81 %
TEC 3-2423WI		+15 VDC	100 mA	-15 VDC	100 mA	81 %
TEC 3-4810WI	18 - 75 VDC (48 VDC nom.)	3.3 VDC	700 mA			74 %
TEC 3-4811WI		5 VDC	600 mA			80 %
TEC 3-4819WI		9 VDC	333 mA			81 %
TEC 3-4812WI		12 VDC	250 mA			82 %
TEC 3-4813WI		15 VDC	200 mA			83 %
TEC 3-4815WI		24 VDC	125 mA			82 %
TEC 3-4821WI		+5 VDC	300 mA	-5 VDC	300 mA	80 %
TEC 3-4822WI		+12 VDC	125 mA	-12 VDC	125 mA	82 %
TEC 3-4823WI		+15 VDC	100 mA	-15 VDC	100 mA	82 %

Input Specifications

Input Current	- At no load	12 Vin models: 35 mA typ. 24 Vin models: 20 mA typ. 48 Vin models: 13 mA typ.
Surge Voltage		12 Vin models: 25 VDC max. (1 s max.) 24 Vin models: 50 VDC max. (1 s max.) 48 Vin models: 100 VDC max. (1 s max.)
Under Voltage Lockout		12 Vin models: 2 VDC min. / 3 VDC typ. / 4 VDC max. 24 Vin models: 6 VDC min. / 7 VDC typ. / 8 VDC max. 48 Vin models: 13 VDC min. / 15 VDC typ. / 17 VDC max.
Recommended Input Fuse		12 Vin models: 1'600 mA (slow blow) 24 Vin models: 800 mA (slow blow) 48 Vin models: 500 mA (slow blow) (The need of an external fuse has to be assessed in the final application.)
Input Filter		Internal Capacitor

Output Specifications

Voltage Set Accuracy		±1% max.
Regulation	- Input Variation (Vmin - Vmax)	single output models: 0.2% max. dual output models: 0.2% max.
	- Load Variation (0 - 100%)	single output models: 1% max. dual output models: 1% max. (Output 1) 1% max. (Output 2)
	- Cross Regulation (25% / 100% asym. load)	dual output models: 5% max.
Ripple and Noise	- 20 MHz Bandwidth	75 mVp-p typ.
Capacitive Load	- single output	3.3 Vout models: 4'400 µF max. 5 Vout models: 2'200 µF max. 9 Vout models: 1'300 µF max. 12 Vout models: 1'000 µF max. 15 Vout models: 820 µF max. 24 Vout models: 470 µF max.
	- dual output	5 / -5 Vout models: 1'200 / 1'200 µF max. 12 / -12 Vout models: 520 / 520 µF max. 15 / -15 Vout models: 440 / 440 µF max.
Minimum Load		Not required
Temperature Coefficient		±0.02 %/K max.
Start-up Time		10 ms typ. / 20 ms max.
Short Circuit Protection		Continuous, Automatic recovery
Output Current Limitation		130 - 230% of Iout max. 170% typ. of Iout max.
Transient Response	- Response Time	500 µs typ. (25% Load Step)

Safety Specifications

Safety Standards	- IT / Multimedia Equipment	Designed for EN 62368-1 (no certification)
------------------	-----------------------------	---

EMC Specifications

EMI Emissions	- Conducted Emissions	EN 55032 class A (with external filter) EN 55032 class B (with external filter)
	- Radiated Emissions	EN 55032 class A (with external filter) EN 55032 class B (with external filter)
		External filter proposal: www.tracopower.com/overview/tec3wi

All specifications valid at nominal voltage, full load and +25°C after warm-up time unless otherwise stated.

EMS Immunity	- Electrostatic Discharge	Air: EN 61000-4-2, ± 8 kV, perf. criteria A
	- RF Electromagnetic Field	Contact: EN 61000-4-2, ± 6 kV, perf. criteria A
	- EFT (Burst) / Surge	EN 61000-4-3, 10 V/m, perf. criteria A
		EN 61000-4-4, ± 2 kV, perf. criteria A
		EN 61000-4-5, ± 1 kV, perf. criteria A
	- Conducted RF Disturbances	Ext. input component: KY 220 μ F / 100 V
	- PF Magnetic Field	EN 61000-4-6, 10 Vrms, perf. criteria A
		Continuous: EN 61000-4-8, 100 A/m, perf. criteria A
		1 s: EN 61000-4-8, 1000 A/m, perf. criteria A

General Specifications

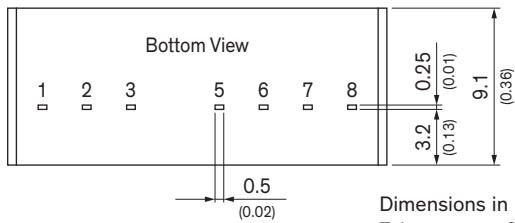
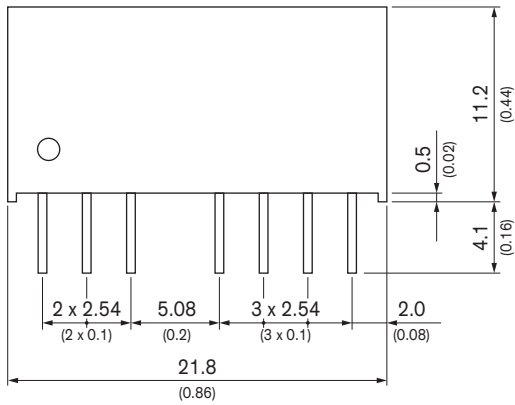
Relative Humidity		95% max. (non condensing)
Temperature Ranges	- Operating Temperature	-40°C to +90°C
	- Case Temperature	+105°C max.
	- Storage Temperature	-55°C to +125°C
Power Derating	- High Temperature	3.4 %/K above 75°C
Cooling System		Natural convection (20 LFM)
Remote Control	- Current Controlled Remote	On: open circuit
		Off: 2 to 4 mA current (internal 1 k Ω resistor)
	External circuit proposal:	www.tracopower.com/info/current-remote.pdf
	- Off Idle Input Current	2.5 mA typ.
Switching Frequency		100 kHz min. (PFM)
Insulation System		Functional Insulation
Isolation Test Voltage	- Input to Output, 60 s	1'600 VDC
Isolation Resistance	- Input to Output, 500 VDC	1'000 M Ω min.
Isolation Capacitance	- Input to Output, 100 kHz, 1 V	50 pF max.
Reliability	- Calculated MTBF	5'124'000 h (MIL-HDBK-217F, ground benign)
Environment	- Vibration	MIL-STD-810F
	- Mechanical Shock	MIL-STD-810F
	- Thermal Shock	MIL-STD-810F
Housing Material		Non-conductive Plastic (UL94 V-0 rated)
Potting Material		Silicone (UL94 V-0 rated)
Pin Material		Copper
Pin Foundation Plating		Nickel (1 - 2 μ m)
Pin Surface Plating		Tin (3 - 5 μ m), matte
Soldering Profile		Wave Soldering 260°C / 10 s max.
Connection Type		THD (Through-Hole Device)
Weight		4.5 g
Environmental Compliance	- REACH Declaration	www.tracopower.com/info/reach-declaration.pdf
		REACH SVHC list compliant
		REACH Annex XVII compliant
	- RoHS Declaration	www.tracopower.com/info/rohs-declaration.pdf
		Exemptions: 7a, 7c-I
		(RoHS exemptions refer to the component concentration only, not to the overall concentration in the product (O5A rule). The SCIP number is provided on request.)

Supporting Documents

Overview Link (for additional Documents)	www.tracopower.com/overview/tec3wi
--	--

All specifications valid at nominal voltage, full load and +25°C after warm-up time unless otherwise stated.

Outline Dimensions



Dimensions in mm (inch)
 Tolerances: ± 0.5 (± 0.02)
 Pin pitch tolerances ± 0.25 (± 0.01)
 Pin dimension tolerance ± 0.1 (0.004)

Pinout		
Pin	Single	Dual
1	-Vin (GND)	-Vin (GND)
2	+Vin (Vcc)	+Vin (Vcc)
3	Remote On/Off	Remote On/Off
5	NC	NC
6	+Vout	+Vout
7	-Vout	Common
8	NC	-Vout

NC: Not connected

X-ON Electronics

Largest Supplier of Electrical and Electronic Components

Click to view similar products for [Isolated DC/DC Converters](#) category:

Click to view products by [TRACO Power](#) manufacturer:

Other Similar products are found below :

[ESM6D044440C05AAQ](#) [FMD15.24G](#) [PSL486-7LR](#) [Q48T30020-NBB0](#) [JAHW100Y1](#) [SPB05C-12](#) [SQ24S15033-PS0S](#) [18952](#) [19-130041](#)
[CE-1003](#) [CE-1004](#) [GQ2541-7R](#) [RDS180245](#) [MAU228](#) [J80-0041NL](#) [DFC15U48D15](#) [XGS-0512](#) [XGS-1205](#) [XGS-1212](#) [XGS-2412](#) [XGS-2415](#) [XKS-1215](#) [06322](#) [NCT1000N040R050B](#) [SPB05B-15](#) [SPB05C-15](#) [L-DA20](#) [DCG40-5G](#) [QME48T40033-PGB0](#) [XKS-2415](#) [XKS-2412](#)
[XKS-1212](#) [XKS-1205](#) [XKS-0515](#) [XKS-0505](#) [XGS-2405](#) [XGS-1215](#) [XGS-0515](#) [PS9Z-6RM4](#) [73-551-5038I](#) [AK1601-9RT](#) [VI-N61-CM](#) [VI-R5022-EXWW](#) [PSC128-7iR](#) [RPS8-350ATX-XE](#) [DAS1004812](#) [PQA30-D24-S24-DH](#) [VI-M5F-CQ](#) [VI-LN2-EW](#) [VI-PJW01-CZY](#)