


- Compact 2"x1" package (without heatsink)
- Wide 4:1 input voltage range: 9–36, 18–75, 36–160 VDC
- EN 50155 and EN 61373 approval for railway applications
- Qualification for fire behavior according to EN 45545-2
- Operating temperature range –40°C to +85°C
- I/O-isolation 3'000 VDC
- High efficiency up to 92%
- Under voltage lock out circuit
- Adjustable output voltage and Remote On/Off
- 3 year product warranty



The TEN 60WIR is a ruggedized 60 Watt railway approved DC/DC converter series with a wide 4:1 input voltage range and increased resistance against electromagnetic interference, shock/vibration and thermal shock. The standard version comes with a preassembled heatsink which was specifically designed for this 2" x 1" metal package converter. Together with a high efficiency of up to 92% this gives the converter an effective operating temperature range of -40° to +70°C without derating. The approvals according to standards EN 50155 and EN 61373 qualify them for railway and transportation systems. Additional qualification for the fire behavior of components according to EN 45545-2 and the safety approval according IEC/EN 62368-1, UL62368-1 support a potential compliance test of the application. All models offer an I/O-isolation voltage of 3'000 VDC and feature an active under voltage lockout function, remote on/off and adjustable outputs to ensure that these converters fit in any ruggedized application setup.

Models						
Order Code	Input Voltage Range	Output 1		Output 2		Efficiency typ.
		Vnom	I _{max}	Vnom	I _{max}	
TEN 60-2411WIR	9 - 36 VDC (24 VDC nom.)	5 VDC	12'000 mA			91 %
TEN 60-2412WIR		12 VDC	5'000 mA			93 %
TEN 60-2413WIR		15 VDC	4'000 mA			93 %
TEN 60-2415WIR		24 VDC	2'500 mA			91 %
TEN 60-2418WIR		48 VDC	1'250 mA			92 %
TEN 60-2422WIR		+12 VDC	2'500 mA	-12 VDC	2'500 mA	91 %
TEN 60-2423WIR		+15 VDC	2'000 mA	-15 VDC	2'000 mA	91 %
TEN 60-2425WIR		+24 VDC	1'250 mA	-24 VDC	1'250 mA	92 %
TEN 60-4811WIR	18 - 75 VDC (48 VDC nom.)	5 VDC	12'000 mA			92 %
TEN 60-4812WIR		12 VDC	5'000 mA			93 %
TEN 60-4813WIR		15 VDC	4'000 mA			94 %
TEN 60-4815WIR		24 VDC	2'500 mA			92 %
TEN 60-4818WIR		48 VDC	1'250 mA			92 %
TEN 60-4822WIR		+12 VDC	2'500 mA	-12 VDC	2'500 mA	92 %
TEN 60-4823WIR		+15 VDC	2'000 mA	-15 VDC	2'000 mA	92 %
TEN 60-4825WIR		+24 VDC	1'250 mA	-24 VDC	1'250 mA	92 %
TEN 60-7211WIR	36 - 160 VDC (110 VDC nom.)	5 VDC	12'000 mA			91 %
TEN 60-7212WIR		12 VDC	5'000 mA			92 %
TEN 60-7213WIR		15 VDC	4'000 mA			92 %
TEN 60-7215WIR		24 VDC	2'500 mA			91 %
TEN 60-7218WIR		48 VDC	1'250 mA			91 %
TEN 60-7222WIR		+12 VDC	2'500 mA	-12 VDC	2'500 mA	91 %
TEN 60-7223WIR		+15 VDC	2'000 mA	-15 VDC	2'000 mA	91 %
TEN 60-7225WIR		+24 VDC	1'250 mA	-24 VDC	1'250 mA	91 %

Options

TEN-HS10	- Optional Heat Sink: www.tracopower.com/products/ten-hs10.pdf
TEN-HS8	- Optional Heat Sink: www.tracopower.com/products/ten-hs8.pdf
TEN-HS9	- Optional Heat Sink: www.tracopower.com/products/ten-hs9.pdf
on demand (backorder with MOQ non stocking item)	- TEN 60WIR without heatsink

Input Specifications

Input Current	- At no load	24 Vin models: 15 mA typ. 48 Vin models: 15 mA typ. 110 Vin models: 15 mA typ.
Surge Voltage		24 Vin models: 50 VDC max. (1 s max.) 48 Vin models: 100 VDC max. (1 s max.) 110 Vin models: 200 VDC max. (1 s max.)
Under Voltage Lockout		24 Vin models: 7 VDC min. / 8 VDC typ. / 8.8 VDC max. 48 Vin models: 15 VDC min. / 16 VDC typ. / 17.5 VDC max. 110 Vin models: 32 VDC min. / 34 VDC typ. / 35.8 VDC max.
Recommended Input Fuse		24 Vin models: 10'000 mA (fast acting) 48 Vin models: 6'300 mA (slow blow) 110 Vin models: 3'150 mA (slow blow) (The need of an external fuse has to be assessed in the final application.)
Input Filter		Internal Pi-Type

Output Specifications

Output Voltage Adjustment		-10% to +20% (15 Vout and 24 Vout models) ±10% (other models) (By external trim resistor) See application note: www.tracopower.com/overview/ten60wir Output power must not exceed rated power!
Voltage Set Accuracy		±1% max.
Regulation	- Input Variation (Vmin - Vmax) - Load Variation (0 - 100%) - Cross Regulation (25% / 100% asym. load)	single output models: 0.2% max. dual output models: 0.2% max. single output models: 0.5% max. dual output models: 1% max. (Output 1) 1% max. (Output 2) dual output models: 5% max.
Ripple and Noise (20 MHz Bandwidth)	- single output - dual output - single output - dual output	5 Vout models: 75 mVp-p typ. (w/ 1 µF X7R) 12 Vout models: 100 mVp-p typ. (w/ 1 µF X7R) 15 Vout models: 100 mVp-p typ. (w/ 1 µF X7R) 24 Vout models: 150 mVp-p typ. (w/ 1 µF X7R) 48 Vout models: 300 mVp-p typ. (w/ 1 µF X7R) 12 / -12 Vout models: 100 / 100 mVp-p typ. (w/ 1 µF X7R) 15 / -15 Vout models: 100 / 100 mVp-p typ. (w/ 1 µF X7R) 24 / -24 Vout models: 150 / 150 mVp-p typ. (w/ 1 µF X7R) 5 Vout models: 100 mVp-p max. (w/ 1 µF X7R) 12 Vout models: 125 mVp-p max. (w/ 1 µF X7R) 15 Vout models: 125 mVp-p max. (w/ 1 µF X7R) 24 Vout models: 200 mVp-p max. (w/ 1 µF X7R) 48 Vout models: 350 mVp-p max. (w/ 1 µF X7R) 12 / -12 Vout models: 125 / 125 mVp-p max. (w/ 1 µF X7R) 15 / -15 Vout models: 125 / 125 mVp-p max. (w/ 1 µF X7R) 24 / -24 Vout models: 200 / 200 mVp-p max. (w/ 1 µF X7R)

All specifications valid at nominal voltage, resistive full load and +25°C after warm-up time, unless otherwise stated.

Capacitive Load	- single output	5 Vout models: 17'000 µF max. 12 Vout models: 3'000 µF max. 15 Vout models: 1'900 µF max. 24 Vout models: 730 µF max. 48 Vout models: 190 µF max.
	- dual output	12 / -12 Vout models: 1'500 / 1'500 µF max. 15 / -15 Vout models: 940 / 940 µF max. 24 / -24 Vout models: 370 / 370 µF max.
Minimum Load		Not required
Temperature Coefficient		±0.02 %/K max.
Start-up Time		30 ms typ. / 60 ms max.
Short Circuit Protection		Continuous, Automatic recovery
Output Current Limitation		150% typ. of Iout max.
Overvoltage Protection		124 - 133% of Vout nom. (By Zener diode)
Transient Response	- Response Time	250 µs typ. (25% Load Step)

Safety Specifications

Safety Standards	- IT / Multimedia Equipment	EN 62368-1 IEC 62368-1 UL 62368-1
	- Railway Applications - Certification Documents	EN 50155 www.tracopower.com/overview/ten60wir

EMC Specifications

EMI Emissions	- Conducted Emissions	EN 50121-3-2 (EMC for Rolling Stock) EN 55032 class A (with external filter) EN 55032 class B (with external filter)
	- Radiated Emissions	EN 55032 class A (with external filter) EN 55032 class B (with external filter)
External filter proposal:		www.tracopower.com/overview/ten60wir
EMS Immunity	- Electrostatic Discharge	EN 50155 (Railway Applications) EN 50121-3-2 (EMC for Rolling Stock) EN 55024 (IT Equipment) Air: EN 61000-4-2, ±8 kV, perf. criteria A Contact: EN 61000-4-2, ±6 kV, perf. criteria A
	- RF Electromagnetic Field - EFT (Burst) / Surge	EN 61000-4-3, 20 V/m, perf. criteria A EN 61000-4-4, ±2 kV, perf. criteria A EN 61000-4-5, ±2 kV, perf. criteria A
Ext. input component:		24 Vin models: 2x KY 220 µF // TVS SMDJ58A 48 Vin models: 2x KY 220 µF // TVS SMDJ120A 110 Vin models: 2x KXJ 150 µF // TVS SMDJ170A
- Conducted RF Disturbances - PF Magnetic Field		Continuous: EN 61000-4-6, 10 Vrms, perf. criteria A EN 61000-4-8, 100 A/m, perf. criteria A 1 s: EN 61000-4-8, 1000 A/m, perf. criteria A

General Specifications

Relative Humidity		95% max. (non condensing)
Temperature Ranges	- Operating Temperature	-40°C to +85°C
	- Case Temperature	+105°C max.
	- Storage Temperature	-55°C to +125°C
Power Derating	- High Temperature	2.86 %/K above 70°C
Over Temperature Protection Switch Off	- Protection Mode	115°C typ.
Cooling System		Natural convection (20 LFM)

All specifications valid at nominal voltage, resistive full load and +25°C after warm-up time, unless otherwise stated.

Remote Control	- Voltage Controlled Remote - Off Idle Input Current - Remote Pin Input Current	On: 3.0 to 12 VDC or open circuit Off: 0 to 1.2 VDC or short circuit Refers to 'Remote' and '-Vin' Pin 3 mA typ. -0.5 to 0.5 mA
Altitude During Operation		5'000 m max.
Switching Frequency		200 - 275 kHz (PWM) 250 kHz typ. (PWM)
Insulation System		Functional Insulation
Isolation Test Voltage	- Input to Output, 60 s - Input to Case, 60 s	3'000 VDC 2'250 VDC
Isolation Resistance	- Input to Output, 500 VDC	1'000 MΩ min.
Isolation Capacitance	- Input to Output, 100 kHz, 1 V	1'500 pF max.
Reliability	- Calculated MTBF	724'500 h (MIL-HDBK-217F, ground benign)
Washing Process		Allowed (hermetical product)
	See Cleaning Guideline:	www.tracopower.com/info/cleaning.pdf
Environment	- Vibration - Mechanical Shock - Thermal Shock	MIL-STD-810F EN 61373 MIL-STD-810F EN 61373 MIL-STD-810F EN 50155
Housing Material		Copper
Base Material		Non-conductive FR4 (UL 94 V-0 rated)
Potting Material		Silicone (UL 94 V-0 rated)
Pin Material		Copper
Pin Foundation Plating		Nickel (2 - 3 μm)
Pin Surface Plating		Tin (3 - 5 μm), matte
Housing Type		Metal Case
Mounting Type		PCB Mount
Connection Type		THD (Through-Hole Device)
Footprint Type		2" x 1"
Weight		66.9 g
Thermal Impedance		10.8 K/W (without Heat Sink) 5.9 K/W (with Heat Sink)
Environmental Compliance	- REACH Declaration - RoHS Declaration - Flammability (EN 45545-2)	www.tracopower.com/info/reach-declaration.pdf REACH SVHC list compliant REACH Annex XVII compliant www.tracopower.com/info/rohs-declaration.pdf Exemptions: 7a, 7c-I (RoHS exemptions refer to the component concentration only, not to the overall concentration in the product (O5A rule). The SCIP number is provided on request.) www.tracopower.com/info/en45545-declaration.pdf

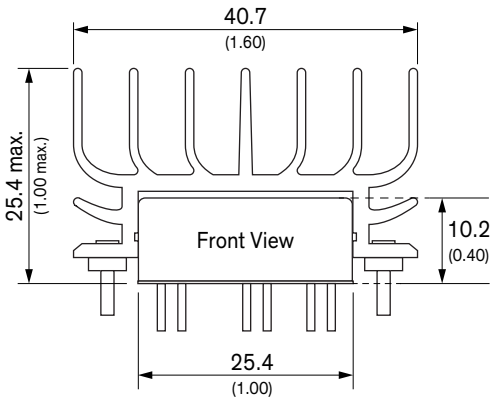
Supporting Documents

Overview Link (for additional Documents)

www.tracopower.com/overview/ten60wir

All specifications valid at nominal voltage, resistive full load and +25°C after warm-up time, unless otherwise stated.

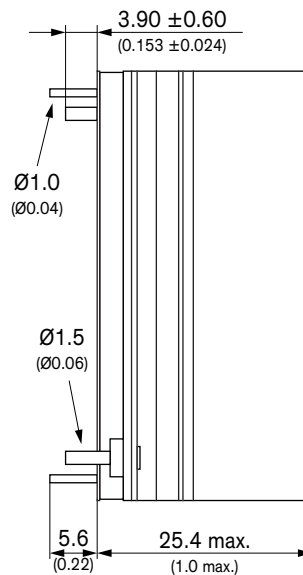
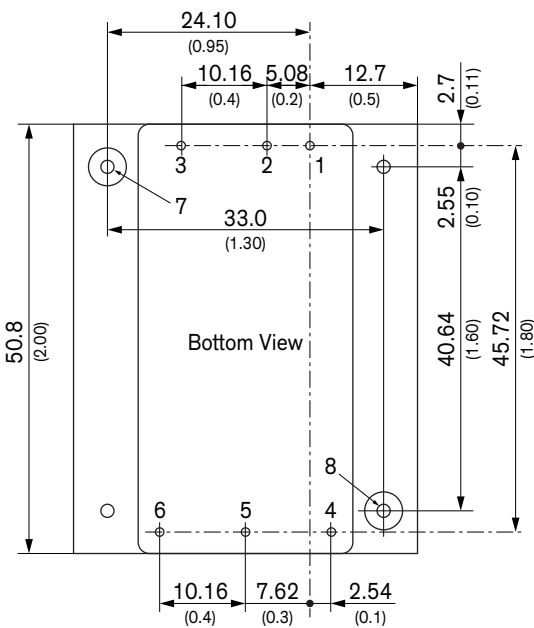
Outline Dimensions



Dimensions in mm (inch)
 Tolerances: x.x ±0.5 (±0.02)
 x.xx ±0.25 (±0.01)
 Pin diameter ±0.1 (±0.004)

Pinout		
Pin	Single	Dual
1	+Vin (Vcc)	+Vin (Vcc)
2	-Vin (GND)	-Vin (GND)
3	Remote On/Off	Remote On/Off
4	+Vout	+Vout
5	-Vout	Common
6	Trim	-Vout
7	NC*	NC*
8	NC*	NC*

NC: Not connected
 *: No pin for converters without heat sink



X-ON Electronics

Largest Supplier of Electrical and Electronic Components

Click to view similar products for [Isolated DC/DC Converters](#) category:

Click to view products by [TRACO Power](#) manufacturer:

Other Similar products are found below :

[ESM6D044440C05AAQ](#) [FMD15.24G](#) [PSL486-7LR](#) [Q48T30020-NBB0](#) [JAHW100Y1](#) [SPB05C-12](#) [SQ24S15033-PS0S](#) [18952](#) [19-130041](#)
[CE-1003](#) [CE-1004](#) [GQ2541-7R](#) [RDS180245](#) [MAU228](#) [J80-0041NL](#) [DFC15U48D15](#) [XGS-0512](#) [XGS-1205](#) [XGS-1212](#) [XGS-2412](#) [XGS-2415](#) [XKS-1215](#) [06322](#) [NCT1000N040R050B](#) [SPB05B-15](#) [SPB05C-15](#) [L-DA20](#) [DCG40-5G](#) [QME48T40033-PGB0](#) [XKS-2415](#) [XKS-2412](#)
[XKS-1212](#) [XKS-1205](#) [XKS-0515](#) [XKS-0505](#) [XGS-2405](#) [XGS-1215](#) [XGS-0515](#) [PS9Z-6RM4](#) [73-551-5038I](#) [AK1601-9RT](#) [VI-N61-CM](#) [VI-R5022-EXWW](#) [PSC128-7iR](#) [RPS8-350ATX-XE](#) [DAS1004812](#) [PQA30-D24-S24-DH](#) [VI-M5F-CQ](#) [VI-LN2-EW](#) [VI-PJW01-CZY](#)