


- I/O isolation voltage 1500 VDC
- Unregulated device
- Single and dual output models
- Input voltage 5, 12 and 24 VDC
- High efficiency up to 80%
- Operating Temperature range -40 to +90°C
- High accuracy of pin co-planarity
- Qualified for leadfree reflow solder process according IPC/JEDEC J-STD-020E
- Available in tape and reel package
- 3-year product warranty



With their small footprint these 2 Watt DC/DC converters are an ideal and economical solution for many applications where an isolated voltage is required. Typical applications are ground loop elimination, noise reduction, voltage isolation in digital interfaces and voltage conversion in distributed power systems. With a new package design these converters are qualified for the higher temperatures requested by lead-free reflow solder processes. For automated SMD production lines the devices can be supplied in standard tape and reel package.

Models

Order Code	Input Voltage Range	Output 1		Output 2		Efficiency typ.
		Vnom	I _{max}	Vnom	I _{max}	
TES 2-0510H	4.5 - 5.5 VDC (5 VDC nom.)	3.3 VDC	500 mA			70 %
TES 2-0511H		5 VDC	400 mA			73 %
TES 2-0512H		12 VDC	165 mA			77 %
TES 2-0521H		+5 VDC	200 mA	-5 VDC	200 mA	74 %
TES 2-0522H		+12 VDC	83 mA	-12 VDC	83 mA	76 %
TES 2-0523H		+15 VDC	66 mA	-15 VDC	66 mA	76 %
TES 2-1210H	10.8 - 13.2 VDC (12 VDC nom.)	3.3 VDC	500 mA			72 %
TES 2-1211H		5 VDC	400 mA			75 %
TES 2-1212H		12 VDC	165 mA			79 %
TES 2-1222H		+12 VDC	83 mA	-12 VDC	83 mA	80 %
TES 2-1223H		+15 VDC	66 mA	-15 VDC	66 mA	80 %
TES 2-2410H	21.6 - 26.4 VDC (24 VDC nom.)	3.3 VDC	500 mA			72 %
TES 2-2411H		5 VDC	400 mA			75 %
TES 2-2412H		12 VDC	165 mA			79 %
TES 2-2422H		+12 VDC	83 mA	-12 VDC	83 mA	79 %
TES 2-2423H		+15 VDC	66 mA	-15 VDC	66 mA	79 %

Input Specifications

Input Current	- At no load	5 Vin models: 60 mA typ. 12 Vin models: 30 mA typ. 24 Vin models: 15 mA typ.
	- At full load	5 Vin models: 500 mA typ. 12 Vin models: 200 mA typ. 24 Vin models: 100 mA typ.
Surge Voltage		5 Vin models: 9 VDC max. (1 s max.) 12 Vin models: 18 VDC max. (1 s max.) 24 Vin models: 30 VDC max. (1 s max.)
Under Voltage Lockout		5 Vin models: 8 VDC typ. 12 Vin models: 16 VDC typ. 24 Vin models: 34 VDC typ.
Recommended Input Fuse		(The need of an external fuse has to be assessed in the final application.)
Input Filter		Internal Capacitor

Output Specifications

Voltage Set Accuracy		±3% max. (at 60% load, 3.3 & 5 Vout models) ±3% max. (at 100% load, other output models)
Regulation	- Input Variation (1% Vin step) - Load Variation - Voltage Balance (symmetrical load)	single output models: 1.5% max. dual output models: 1.5% max. See application note: www.tracopower.com/overview/tes2h dual output models: 1% max.
Ripple and Noise	- 20 MHz Bandwidth	120 mVp-p max.
Capacitive Load	- single output - dual output	3.3 Vout models: 47 µF max. 5 Vout models: 47 µF max. 12 Vout models: 10 µF max. 5 / -5 Vout models: 10 / 10 µF max. 12 / -12 Vout models: 4.7 / 4.7 µF max. 15 / -15 Vout models: 4.7 / 4.7 µF max.
Minimum Load		2 % of Iout max. (Operation at lower load will not damage the converter, but it may not meet all specifications)
Temperature Coefficient		±0.02 %/K max.
Start-up Time		50 ms max.
Short Circuit Protection		Limited 0.5 s max., Automatic recovery

General Specifications

Relative Humidity		95% max. (non condensing)
Temperature Ranges	- Operating Temperature - Case Temperature - Storage Temperature	-40°C to +90°C +105°C max. -50°C to +125°C
Power Derating	- High Temperature	4 %/K above 80°C
Cooling System		Natural convection (20 LFM)
Switching Frequency		50 - 120 kHz (PFM) 100 kHz typ. (PFM)
Insulation System		Functional Insulation
Isolation Test Voltage	- Input to Output, 60 s - Input to Output, 1 s	1'500 VDC 1'800 VDC
Isolation Resistance	- Input to Output, 500 VDC	10'000 MΩ min.
Isolation Capacitance	- Input to Output, 100 kHz, 1 V	60 pF typ. 100 pF max.
Reliability	- Calculated MTBF	2'000'000 h (MIL-HDBK-217F, ground benign)

All specifications valid at nominal voltage, resistive full load and +25°C after warm-up time, unless otherwise stated.

Moisture Sensitivity (MSL)	Level 2 (J-STD-033C)
Washing Process	Not allowed (vent-hole without membrane)
Housing Material	Non-conductive Plastic (UL 94 V-0 rated)
Pin Material	Phosphor Bronze (C5191)
Pin Foundation Plating	Copper (1 - 3 μm)
Pin Surface Plating	Tin (7.5 μm min.), matte
Housing Type	Plastic Case
Mounting Type	PCB Mount
Connection Type	SMD (Surface-Mount Device)
Soldering Profile	Reflow Soldering (J-STD-020E)
Weight	- single output - dual output
	1.5 g 2.2 g
Environmental Compliance	- REACH Declaration - RoHS Declaration
	www.tracopower.com/info/reach-declaration.pdf REACH SVHC list compliant REACH Annex XVII compliant www.tracopower.com/info/rohs-declaration.pdf Exemptions: 7a (RoHS exemptions refer to the component concentration only, not to the overall concentration in the product (O5A rule). The SCIP number is provided on request.)

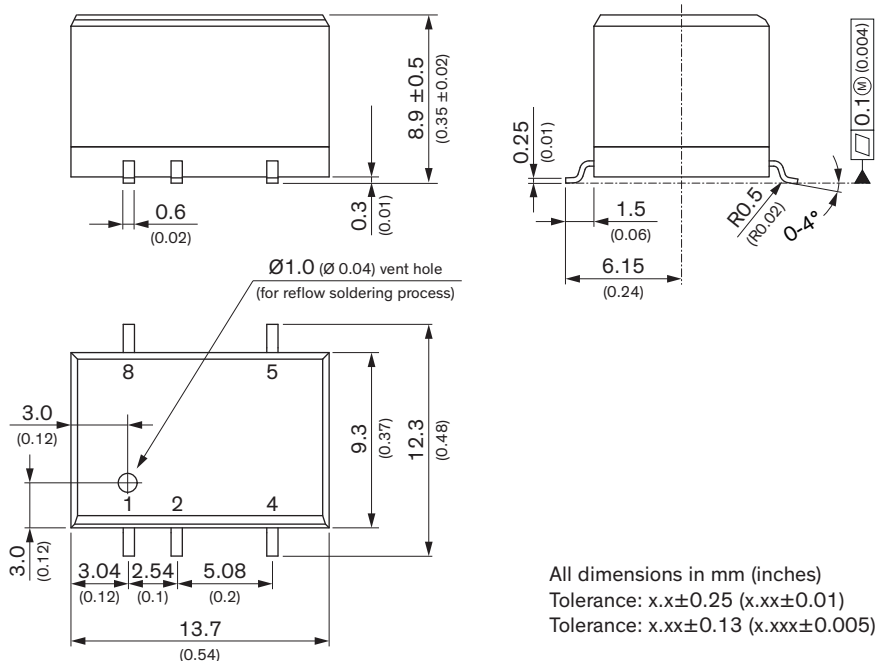
Supporting Documents

Overview Link (for additional Documents)

www.tracopower.com/overview/tes2h

Outline Dimensions

Single Output Models

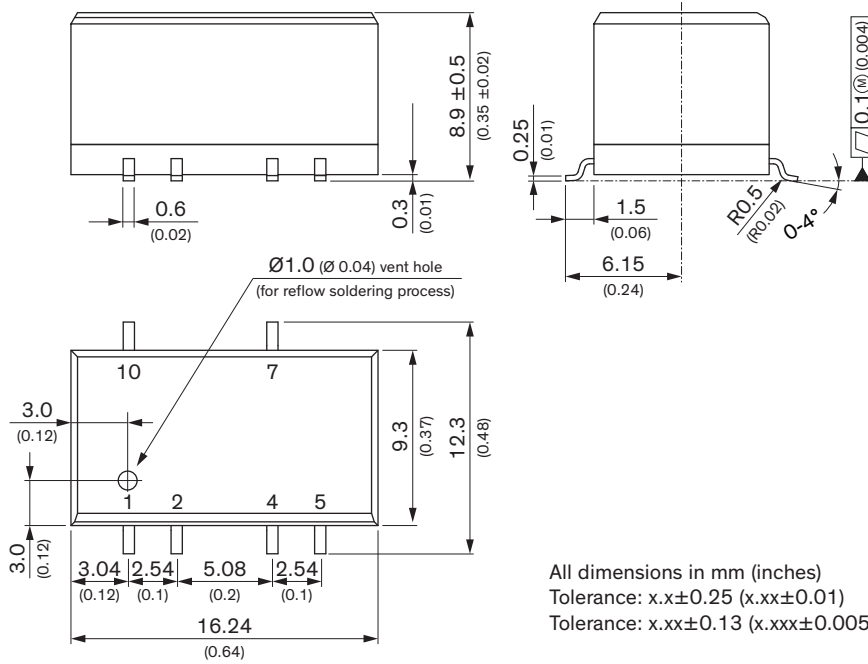


Pinout	
Pin	Single
1	-Vin (GND)
2	+Vin (Vcc)
4	-Vout
5	+Vout
8	NC

NC: Pin to be isolated from circuitry

All specifications valid at nominal voltage, resistive full load and +25°C after warm-up time, unless otherwise stated.

Dual Output Models

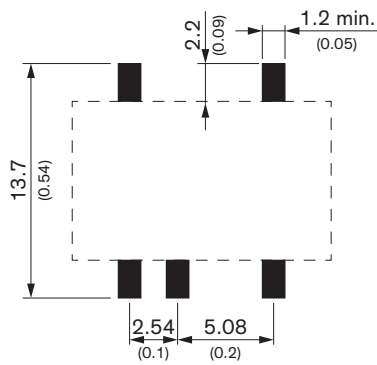


Pinout	
Pin	Dual
1	-Vin (GND)
2	+Vin (Vcc)
4	Common
5	-Vout
7	+Vout
10	NC

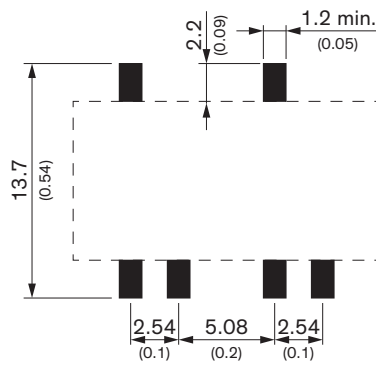
NC: Pin to be isolated from circuitry

Recommended Solder Pad Layout

Single Output Models



Dual Output Models



Dimensions in mm (inch)

X-ON Electronics

Largest Supplier of Electrical and Electronic Components

Click to view similar products for [Isolated DC/DC Converters](#) category:

Click to view products by [TRACO Power](#) manufacturer:

Other Similar products are found below :

[ESM6D044440C05AAQ](#) [FMD15.24G](#) [PSL486-7LR](#) [Q48T30020-NBB0](#) [JAHW100Y1](#) [SPB05C-12](#) [SQ24S15033-PS0S](#) [18952](#) [19-130041](#)
[CE-1003](#) [CE-1004](#) [GQ2541-7R](#) [RDS180245](#) [MAU228](#) [J80-0041NL](#) [DFC15U48D15](#) [XGS-0512](#) [XGS-1205](#) [XGS-1212](#) [XGS-2412](#) [XGS-2415](#) [XKS-1215](#) [06322](#) [NCT1000N040R050B](#) [SPB05B-15](#) [SPB05C-15](#) [L-DA20](#) [DCG40-5G](#) [QME48T40033-PGB0](#) [XKS-2415](#) [XKS-2412](#)
[XKS-1212](#) [XKS-1205](#) [XKS-0515](#) [XKS-0505](#) [XGS-2405](#) [XGS-1215](#) [XGS-0515](#) [PS9Z-6RM4](#) [73-551-5038I](#) [AK1601-9RT](#) [VI-N61-CM](#) [VI-R5022-EXWW](#) [PSC128-7iR](#) [RPS8-350ATX-XE](#) [DAS1004812](#) [PQA30-D24-S24-DH](#) [VI-M5F-CQ](#) [VI-LN2-EW](#) [VI-PJW01-CZY](#)