


### Features

- ◆ Compact SMD package
- ◆ 33.4 x 18.8 mm footprint
- ◆ Ultra-wide 4:1 input voltage range
- ◆ I/O isolation 1500 VDC
- ◆ Operating temp. range  $-40^{\circ}\text{C}$  to  $+71^{\circ}\text{C}$
- ◆ Short circuit protection
- ◆ Input filter to meet EN 55022, class A
- ◆ Remote On/Off
- ◆ High accuracy of pin co-planarity
- ◆ Qualified for leadfree reflow solder process according IPC/JEDEC J-STD-020D
- ◆ Available in tape & reel package
- ◆ 3-year product warranty



The TES-3WI series is a family of high performance 3W dc/dc-converter modules in a low profile SMD package with compact dimensions. The 14 modules feature ultra-wide 4:1 input ranges with tightly regulated output voltage. High efficiency allows an operating temperature range of  $-40^{\circ}\text{C}$  to  $+71^{\circ}\text{C}$  at full load.

Further features are built-in EMI-filter to meet EN 55022 class A without external components and remote On/Off control. The products comply with IPC J-STD-020D and are qualified for high temperature lead-free reflow solder process.

### Models

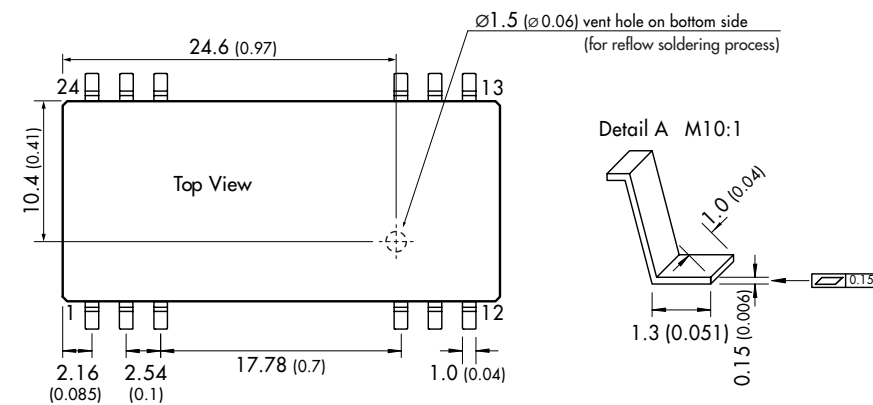
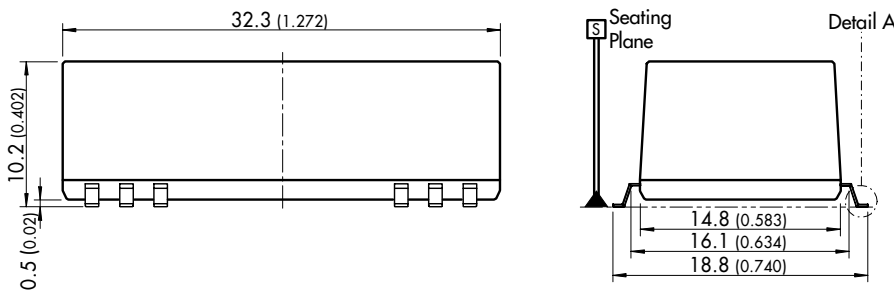
Ordercode	Input voltage	Output voltage	Output current max.	Efficiency typ.
TES 3-2410WI	9 – 36 VDC (nominal 24 VDC)	3.3 VDC	750 mA	75 %
TES 3-2411WI		5 VDC	600 mA	79 %
TES 3-2412WI		12 VDC	250 mA	81 %
TES 3-2413WI		15 VDC	200 mA	81 %
TES 3-2421WI		$\pm 5$ VDC	$\pm 300$ mA	78 %
TES 3-2422WI		$\pm 12$ VDC	$\pm 125$ mA	81 %
TES 3-2423WI		$\pm 15$ VDC	$\pm 100$ mA	81 %
TES 3-4810WI	18 – 75 VDC (nominal 48 VDC)	3.3 VDC	750 mA	76 %
TES 3-4811WI		5 VDC	600 mA	80 %
TES 3-4812WI		12 VDC	250 mA	83 %
TES 3-4813WI		15 VDC	200 mA	83 %
TES 3-4821WI		$\pm 5$ VDC	$\pm 300$ mA	80 %
TES 3-4822WI		$\pm 12$ VDC	$\pm 125$ mA	83 %
TES 3-4823WI		$\pm 15$ VDC	$\pm 100$ mA	83 %



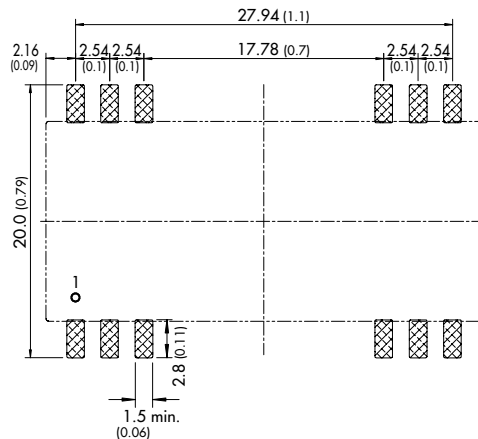
**Physical Specifications**

Casing material	non conductive plastic (UL 94V-0 rated)
Package weight	8.8 g (0.31oz)
Lead-free reflow solder process	as per J-STD-020D.1 (to find at: <a href="http://www.jedec.org">www.jedec.org</a> - free registration required)
Moisture sensitivity level (MSL)	level 2 as per J-STD-033B.1 (to find at: <a href="http://www.jedec.org">www.jedec.org</a> - free registration required)
Washing process	not recommended. Product non-hermetical.

**Outline Dimensions**



Solder Pad Dimension



Pin-Out		
Pin	Single	Dual
1	-Vin (GND)	-Vin (GND)
2	-Vin (GND)	-Vin (GND)
3	Remote On/Off	Remote On/Off
10	No con.	Common
11	No con.	No con.
12	No con.	-V Output
13	+V Output	+V Output
14	No con.	No con.
15	-V Output	Common
22	No con.	No con.
23	+Vin (Vcc)	+Vin (Vcc)
24	+Vin (Vcc)	+Vin (Vcc)

No con. = Pin to be isolated from circuitry

Dimensions in [mm], ( ) = Inch  
Tolerances ±0.25 (±0.01)  
Pin pitch tolerances ±0.13 (±0.005)

Specifications can be changed without notice! Make sure you are using the latest documentation, downloadable at [www.tracopower.com](http://www.tracopower.com)

## X-ON Electronics

Largest Supplier of Electrical and Electronic Components

*Click to view similar products for [Isolated DC/DC Converters](#) category:*

*Click to view products by [TRACO Power](#) manufacturer:*

Other Similar products are found below :

[PSL486-7LR](#) [Q48T30020-NBB0](#) [JAHW100Y1](#) [SPB05C-12](#) [SQ24S15033-PS0S](#) [CE-1003](#) [CE-1004](#) [MAU228](#) [J80-0041NL](#) [DFC15U48D15](#)  
[XGS-1205](#) [06322](#) [SPB05B-15](#) [L-DA20](#) [DCG40-5G](#) [XKS-2405](#) [DPA423R](#) [vi-m13-cw-03](#) [VI-L53-CV](#) [24IBX15-50-0ZG](#) [HZZ01204-G](#)  
[SPU02L-09](#) [SPU02M-09](#) [SPU02N-09](#) [QUINT4-BUFFER/24DC/40](#) [QUINT4-CAP/24DC/5/4KJ](#) [73-551-5039I](#) [DFC15U48D15G](#) [SEN-6471-](#)  
[1EM](#) [AHV2815DF/HBB](#) [MI-LC21-IX](#) [PAH-48/8.5-D48NB1-C](#) [BM3020-7A](#) [QRS2050P025K00](#) [CM2320-9EG](#) [SKMW15F-05](#)  
[V300A28H400BF3](#) [TEN 15-1223](#) [TEQ 100-2418WIR](#) [TEQ 160-7218WIR](#) [R05C05TE05S-R](#) [HQA2W085W033V-N07-S](#) [AM1SS-2405SJZ](#)  
[AM2DS-1224SJZ](#) [AM2DS-2405DJZ](#) [AM10SBO-4824SNZ-B](#) [AM15E-2405S-NZ](#) [AM2DS-1212SJZ](#) [AM30SBO-4805SNZ-B](#)  
[LT8301ES5#WTRPBF](#)