


- Compact chassis mount power module in 3.48" x 1.50" package
- Wide input voltage range 90-305 VAC
- Certified according to EN 60335-1 and IEC/EN/UL 62368-1
- I/O-Isolation 4'000 VAC
- Operating temperature range -40°C to +70°C
- No load input power <0.1W (acc. ErP directive)
- High efficiency up to 88%
- Internal EN 55032 class B filter
- Protection class II prepared
- 3 year product warranty



The TMPW 25-T is a 25 Watt AC/DC series with an extended input range of 90-305 VAC and is suitable for industrial and household/building technology applications and comes in a compact encapsulated plastic case. The 305 VAC (277 VAC ±10%) threshold is derived from a 480 VAC three-phase supply voltage often used in heavy industrial applications. Through the increased voltage level, the drawn current from the load is effectively reduced, which allows for an overall more compact and lightweight design approach. They offer an I/O-isolation voltage of 4000 VAC, a high temperature range of -40 to +70°C and are prepared for protection class II applications. Additionally, an internal EN 55032 class B filter saves valuable board space for an otherwise often mandatory external filter setup. An energy efficient design (<0.1 Watt standby power consumption) and safety approvals according to IEC/EN/UL 62368-1 and EN 60335-1 make this series suitable for a wide range of industrial and household/building technology applications.

Order Code		Output Power max.	Output Voltage nom.	Output Current max.	Efficiency typ.
Screw terminals	JST connectors *				
TMPW 25-105-T	TMPW 25-105-J	20 W	5.1 VDC	3'922 mA	84 %
TMPW 25-112-T	TMPW 25-112-J		12 VDC	2'083 mA	88 %
TMPW 25-115-T	TMPW 25-115-J	25 W	15 VDC	1'666 mA	88 %
TMPW 25-124-T	TMPW 25-124-J		24 VDC	1'042 mA	87 %

Options	
TMPW-MK2	- Optional DIN-Rail Mounting Kit: www.tracopower.com/products/tmpw-mk2.pdf

Note - * Technically identical series with JST connectors available. See: www.tracopower.com/overview/tmpw25-j

Input Specifications

Input Voltage	- AC Range	Operational Range: 90 - 305 VAC (Full Range) Rated Range: 100 - 277 VAC (Full Range)
	- DC Range	Operational Range: 100 - 430 VDC Certified Range: 100 - 250 VDC Polarity: irrelevant (The rated range refers to 62368-1. For 60335-1 certification the rated input voltage is 100 - 240 VAC and DC input is not permitted.)
Input Frequency		Operational Range: 47 - 440 Hz Certified: 50/60 Hz
Input Current	- Full Load & Vin = 230 VAC - Full Load & Vin = 115 VAC	320 mA max. 490 mA max.
Power Consumption	- No load & Vin = 230 VAC - No load & Vin = 115 VAC	100 mW max. (Ready to meet ErP directive) 100 mW max.
Input Inrush Current	- At 230 VAC - At 115 VAC	60 A max. 30 A max.
Recommended Input Fuse		2'500 mA (slow blow) (The need of an external fuse has to be assessed in the final application.)

Output Specifications

Voltage Set Accuracy		±2% max.
Regulation	- Input Variation (Vmin - Vmax) - Load Variation (0 - 100%)	1% max. 3% max. (5.1 Vout models) 2 % max. (other models)
Ripple and Noise (20 MHz Bandwidth)		5.1 VDC model: 120 mVp-p max. (w/ 0.1 µF 47 µF) 12 VDC model: 150 mVp-p max. (w/ 0.1 µF 47 µF) 15 VDC model: 160 mVp-p max. (w/ 0.1 µF 47 µF) 24 VDC model: 240 mVp-p max. (w/ 0.1 µF 47 µF)
Capacitive Load		5.1 VDC model: 2'000 µF max. 12 VDC model: 680 µF max. 15 VDC model: 220 µF max. 24 VDC model: 220 µF max.
Minimum Load		Not required
Temperature Coefficient		±0.05 %/K max.
Hold-up Time	- At 230 VAC	36 ms min.
Start-up Time	- At 230 VAC - At 115 VAC	130 ms max. 130 ms max.
Short Circuit Protection		Continuous, Automatic recovery
Output Current Limitation		140 - 280% of Iout max.
Overvoltage Protection		105 - 145% of Vout nom. (By Zener diode)
Transient Response	- Response Deviation - Response Time	2% typ. / 3% max. (50% to 75% Load Step) 500 µs max. (50% to 75% Load Step)

Safety Specifications

Safety Standards	- IT / Multimedia Equipment	EN 62368-1 IEC 62368-1 UL 62368-1
	- Household	EN 60335-1 IEC 60335-1
	- Power Transformers	IEC 61558-1 IEC 61558-2-16
	- Certification Documents	www.tracopower.com/overview/tmpw25-t

All specifications valid at nominal voltage, resistive full load and +25°C after warm-up time, unless otherwise stated.

Protection Class	Class I & II (Prepared): Reinforced Insulation
Pollution Degree	PD 2
Over Voltage Category	OVC II

EMC Specifications

EMI Emissions	- Conducted Emissions	EN 55032 class B (internal filter)
	- Radiated Emissions	EN 55032 class B (internal filter)
	- Harmonic Current Emissions	EN 61000-3-2, class A
	- Voltage Fluctuations & Flicker	EN 61000-3-3
EMS Immunity		EN 55024 (IT Equipment)
		EN 55035 (Multimedia)
	- Electrostatic Discharge	Air: EN 61000-4-2, ± 8 kV, perf. criteria A Contact: EN 61000-4-2, ± 4 kV, perf. criteria A
	- RF Electromagnetic Field	EN 61000-4-3, 3 V/m, perf. criteria A
	- EFT (Burst) / Surge	EN 61000-4-4, ± 1 kV, perf. criteria A
		L to L: EN 61000-4-5, ± 1 kV, perf. criteria A
	- Conducted RF Disturbances	EN 61000-4-6, 3 Vrms, perf. criteria A
	- PF Magnetic Field	Continuous: EN 61000-4-8, 1 A/m, perf. criteria A
	- Voltage Dips & Interruptions	230 VAC / 50 Hz: EN 61000-4-11 30%, 25 periods, perf. criteria A >95%, 250 periods, perf. criteria B
		115 VAC / 60 Hz: EN 61000-4-11 30%, 25 periods, perf. criteria A >95%, 250 periods, perf. criteria B

General Specifications

Relative Humidity		95% max. (non condensing)
Temperature Ranges	- Operating Temperature	-40°C to +70°C
	- Storage Temperature	-40°C to +85°C
Power Derating	- High Temperature	2.5 %/K above 50°C (High Temperature) 2.0 %/K below -30°C (Low Temperature)
	- Low Input Voltage	2 %/V below 100 VAC
	See application note:	www.tracopower.com/overview/tmpw25-t
Cooling System		Natural convection (20 LFM)
Altitude During Operation		5'000 m max. (acc. IEC 62368-1)
		2'000 m max. (acc. IEC 60335-1)
Switching Frequency		50 - 68 kHz (PWM, PFM)
Insulation System		Reinforced Insulation
Working Voltage (rated)		311 VAC
Isolation Test Voltage	- Input to Output, 60 s	4'000 VAC
Leakage Current	- Touch Current	250 μ A max.
Reliability	- Calculated MTBF	400'000 h (MIL-HDBK-217F, ground benign)
Environment	- Vibration	IEC 60068-2-6 2 g, 3 axis, 60 min, 10-500 Hz, 10 min/cycle
	- Mechanical Shock	IEC 60068-2-27
Housing Material		Plastic resin (UL 94 V-0 rated)
Potting Material		Silicone (UL 94 V-0 rated)
Housing Type		Plastic Case
Mounting Type		Chassis Mount
Connection Type		Screw Terminal
Weight		100 g

All specifications valid at nominal voltage, resistive full load and +25°C after warm-up time, unless otherwise stated.

Environmental Compliance - REACH Declaration

www.tracopower.com/info/reach-declaration.pdf

- RoHS Declaration

REACH SVHC list compliant

REACH Annex XVII compliant

www.tracopower.com/info/rohs-declaration.pdf

Exemptions: 7c-I

(RoHS exemptions refer to the component concentration only, not to the overall concentration in the product (O5A rule))

- SCIP Reference Number

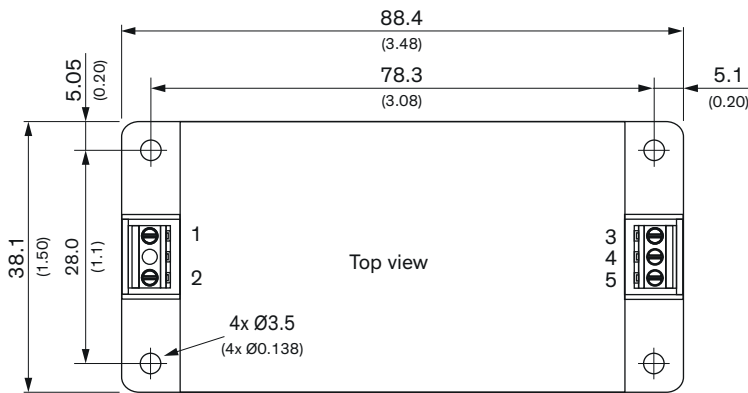
b3d76bc2-7b6c-4bb6-9ca5-7c666f237530

Supporting Documents

Overview Link (for additional Documents)

www.tracopower.com/overview/tmpw25-t

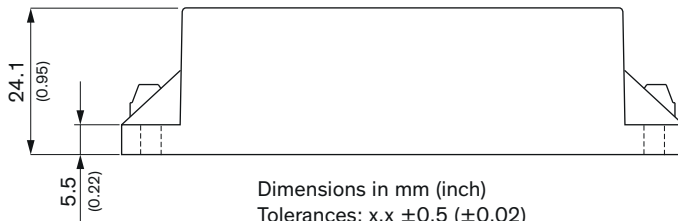
Outline Dimensions



Pinout	
Pin	Single
1	AC IN (N)
2	AC IN (L)
3	-Vout
4	NC
5	+Vout

NC: Not connected

Connectors: EK381V-03P
Torque: 0.3 Nm (3 kgfcm)



Dimensions in mm (inch)
Tolerances: x.x ±0.5 (±0.02)
Mounting screw locked torque: 0.29 Nm (3 kgfcm)

X-ON Electronics

Largest Supplier of Electrical and Electronic Components

Click to view similar products for [AC/DC Power Modules](#) category:

Click to view products by [TRACO Power](#) manufacturer:

Other Similar products are found below :

[AMEOF550-24SHAMJZ-FB](#) [AMEOF550-48SHAMJZ-FB](#) [AMEOFL10-12S480PEVZ-B](#) [AMEOFL10-15S480PEVZ-B](#) [TMPS 15-148](#)
[AMEOFL10-3S480PEVZ-B](#) [AMEOFL10-5S480PEVZ-B](#) [AMEOFL10-9S480PEVZ-B](#) [AMEOFL5-3S480HANZ-B](#) [TMPS 15-124](#)
[AMEOFL5-9S480HANZ-B](#) [AMEOFL5-15S480HANZ-B](#) [AMEOFL5-24S480HANZ-B](#) [HP02S0500WI](#) [AME30-9S480JZ-B](#) [AMESP320-24S277NZ](#) [AME30-3S480JZ-B](#) [ZP05S1800WB](#) [ZP10S1200W](#) [ZP10S2400W](#) [ZP03S0500WE](#) [AMEL20-12S277HAVZ](#) [AMEOF450-48SHAMJZ-FB](#) [AMEL15-3S277HAVZ-B](#) [AME30-48S480JZ-B](#) [AME30-12S480JZ-B](#) [AME30-15S480JZ-B](#) [CFM36SB480-T](#) [EZAC-R11-QE8](#) [TMPS 03-115](#) [TMPS 03-124](#) [BPM0580SJ](#) [IRM-03-9S](#) [LFWLT300-CK](#) [TMPS 03-109](#) [TPP 40-112](#) [TPP 65-105](#) [TPP 65-112](#) [VOF-275-48](#) [ECE40US12-SD](#) [EME05US09](#) [EME05US03](#) [VCE05US12](#) [RAC04-12DC/277-E](#) [RAC04-05DC/277-E](#) [ECE80US24-S](#) [ECE80 DIN CLIP](#)
[SPM0507SJ](#) [RAC03-24SE/277/W](#) [RAC04-0512DC/277-E](#)