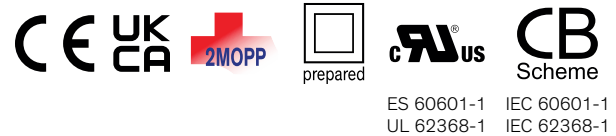



- **High power-density: 300 Watt in 4"x2" package (open frame)**
- **I/O isolation 3000 VAC rated for 250 VAC working voltage**
- **Certification according to IEC/EN/ES 60601-1 3rd edition for 2 x MOPP**
- **Risk management process according to ISO 14971 incl. risk management file**
- **Acceptance criteria for electronic assemblies acc. to IPC-A-610 Level 3**
- **Peak power operation up to 360 Watt for 5s**
- **Operating temperature -40°C to 85°C**
- **Active power factor correction >0.9**
- **Operating up to 5000m altitude**
- **5-year product warranty**



The TPP 300 series is a set of AC/DC power supplies in an open frame package style. They feature a reinforced double I/O isolation (3000 VAC) system according to latest medical safety standards. The TPP series also has a low leakage current of <math><100 \mu\text{A}</math> which makes the units suitable for BF (body floating) applications. The excellent efficiency of up to 93% allows a high power-density and compact design (4" x 2"). The operating temperature range is -40°C to +85°C with derating above 50°C. In natural convection operation these power supplies deliver 180 Watt going up to 300 Watt with forced air cooling. Additionally, they can deliver 360 Watt peak power for 5s. The EMC characteristic is dedicated for applications in industrial and medical fields. High reliability is provided by using high quality components and an excellent thermal management making the TPP 300 an ideal solution for industrial and medical devices and for demanding safety and space critical applications.

Models

| Order Code | Output Power max. | Output Voltage nom. (adjustable) | Output Current max. (Forced air cooling) | Output Current max. (Natural convection) | Output Current peak | Efficiency typ. |
|----------------|-------------------|----------------------------------|--|--|---------------------|-----------------|
| TPP 300-112A-M | 300 W | 12 VDC (10.8 - 13.2 VDC) | 25'000 mA | 15'000 mA | 30'000 mA | 91 % |
| TPP 300-115A-M | | 15 VDC (13.5 - 16.5 VDC) | 20'000 mA | 12'000 mA | 24'000 mA | 92 % |
| TPP 300-124A-M | | 24 VDC (21.6 - 26.4 VDC) | 12'500 mA | 7'500 mA | 15'000 mA | 93 % |
| TPP 300-136A-M | | 36 VDC (32.4 - 39.6 VDC) | 8'330 mA | 5'000 mA | 10'000 mA | 93 % |
| TPP 300-148A-M | | 48 VDC (43.2 - 52.8 VDC) | 6'250 mA | 3'750 mA | 7'500 mA | 93 % |
| TPP 300-153A-M | | 53 VDC (47.7 - 58.3 VDC) | 5'670 mA | 3'400 mA | 6'790 mA | 93 % |

Options

| | |
|---|--|
| on demand (backorder with MOQ non stocking item) | - Optional model with 18 VDC / 16'667 mA - Optional model with 28 VDC / 10'710 mA |
|---|--|

Input Specifications

| | | |
|------------------------|-----------------------------|--|
| Input Voltage | - AC Range | Operational Range: 85 - 264 VAC (Full Range) Rated Range: 100 - 240 VAC (Full Range) |
| | - DC Range | Operational Range: 120 - 370 VDC (Designed for, no certification) Polarity: +DC: L / -DC: N |
| Input Frequency | | 47 - 63 Hz |
| Input Current | - Full Load & Vin = 230 VAC | 1'600 mA max. |
| | - Full Load & Vin = 115 VAC | 3'900 mA max. |
| Power Consumption | - At no load | 300 mW typ. |
| Input Inrush Current | - At 230 VAC | 70 A max. |
| | - At 115 VAC | 40 A max. |
| Power Factor | - At 230 VAC | 0.9 min. (Active Power Factor Correction) |
| | - At 115 VAC | 0.9 min. (Active Power Factor Correction) |
| Input Protection | | T 5 A / 250 VAC (Internal Fuse in L & N) |
| Recommended Input Fuse | | 5'000 mA (slow blow) (The need of an external fuse has to be assessed in the final application.) |

Output Specifications

| | | |
|--|---------------------------------|---|
| Output Voltage Adjustment | | ±10% (By trim potentiometer) Output power must not exceed rated power! |
| Voltage Set Accuracy | | ±1% max. |
| Regulation | - Input Variation (Vmin - Vmax) | 0.2% max. |
| | - Load Variation (0 - 100%) | 0.5% max. |
| Boost Power | | Output Current peak: See model table Peak power time: 5 s max. Peak power duty cycle: 20% max. Average operation power: 50% of full load (at natural convection) |
| Ripple and Noise (20 MHz Bandwidth) | 12 VDC model: | 150 mVp-p max. (w/ 1 µF X7R) |
| | 15 VDC model: | 180 mVp-p max. (w/ 1 µF X7R) |
| | 18 VDC model: | 210 mVp-p max. (w/ 1 µF X7R) |
| | 24 VDC model: | 270 mVp-p max. (w/ 1 µF X7R) |
| | 28 VDC model: | 310 mVp-p max. (w/ 1 µF X7R) |
| | 36 VDC model: | 390 mVp-p max. (w/ 1 µF X7R) |
| | 48 VDC model: | 510 mVp-p max. (w/ 1 µF X7R) |
| Capacitive Load | 12 VDC model: | 20'000 µF max. |
| | 15 VDC model: | 12'000 µF max. |
| | 18 VDC model: | 9'000 µF max. |
| | 24 VDC model: | 2'400 µF max. |
| | 28 VDC model: | 2'000 µF max. |
| Minimum Load | 36 VDC model: | 1'000 µF max. |
| | 48 VDC model: | 650 µF max. |
| | 53 VDC model: | 470 µF max. |
| Temperature Coefficient | | ±0.02 %/K max. |
| Hold-up Time | - At 230 VAC | 5 ms min. |
| | - At 115 VAC | 5 ms min. |
| Start-up Time | - At 230 VAC | 2'000 ms max. |
| | - At 115 VAC | 2'000 ms max. |
| Short Circuit Protection | | Continuous, Automatic recovery |
| Output Current Limitation | | 135 - 165% of Iout max. |
| | | 150% typ. of Iout max. |

All specifications valid at nominal voltage, resistive full load and +25°C after warm-up time, unless otherwise stated.

| | | |
|------------------------|---|---|
| Overvoltage Protection | | 115 - 135% of Vout nom. (Latch off) |
| Transient Response | - Response Deviation - Response Time | 3% typ. / 10% max. (50% to 75% Load Step) 600 µs typ. (50% to 75% Load Step) |

Safety Specifications

| | | |
|-----------------------|---|--|
| Safety Standards | - IT / Multimedia Equipment - Medical Equipment - Certification Documents | EN 62368-1 IEC 62368-1 UL 62368-1 EN 60601-1 IEC 60601-1 ANSI/AAMI ES 60601-1 2 x MOPP (Means Of Patient Protection) www.tracopower.com/overview/tpp300a-m |
| Protection Class | | Class I & II (Prepared): Reinforced Insulation |
| Pollution Degree | | PD 2 |
| Over Voltage Category | | OVC II |

EMC Specifications

| | | |
|---------------|--|---|
| EMI Emissions | - Conducted Emissions - Radiated Emissions - Harmonic Current Emissions - Voltage Fluctuations & Flicker | EN 60601-1-2 edition 4 (Medical Devices) EN 55011 class B (internal filter) EN 55032 class B (internal filter) FCC Part 15 class B (internal filter) FCC Part 18 class B (internal filter) EN 55011 class A (internal filter) EN 55032 class A (internal filter) FCC Part 15 class A (internal filter) FCC Part 18 class A (internal filter) EN 61000-3-2, class A EN 61000-3-3 |
| EMS Immunity | - Electrostatic Discharge - RF Electromagnetic Field - EFT (Burst) / Surge - Conducted RF Disturbances - PF Magnetic Field - Voltage Dips & Interruptions | EN 55024 (IT Equipment) EN 60601-1-2 edition 4 (Medical Devices) Air: EN 61000-4-2, ±15 kV, perf. criteria A Contact: EN 61000-4-2, ±8 kV, perf. criteria A EN 61000-4-3, 20 V/m, perf. criteria A EN 61000-4-4, ±2 kV, perf. criteria A L to L: EN 61000-4-5, ±1 kV, perf. criteria A L to PE: EN 61000-4-5, ±2 kV, perf. criteria A EN 61000-4-6, 20 Vrms, perf. criteria A Continuous: EN 61000-4-8, 30 A/m, perf. criteria A 230 VAC / 50 Hz: EN 61000-4-11 30%, 25 periods, perf. criteria A >95%, 0.5 periods, perf. criteria A >95%, 250 periods, perf. criteria B 115 VAC / 60 Hz: EN 61000-4-11 30%, 25 periods, perf. criteria A >95%, 0.5 periods, perf. criteria A >95%, 250 periods, perf. criteria B |

General Specifications

| | | |
|--------------------|--|---|
| Relative Humidity | | 95% max. (non condensing) |
| Temperature Ranges | - Operating Temperature - Storage Temperature | -40°C to +85°C -40°C to +85°C |
| Power Derating | - High Temperature - Low Input Voltage | See application note: www.tracopower.com/overview/tpp300a-m 2 %/V below 100 VAC |

All specifications valid at nominal voltage, resistive full load and +25°C after warm-up time, unless otherwise stated.

| | | |
|--|---|---|
| Over Temperature Protection Switch Off | - Protection Mode - Measurement Point | 118°C min. / 125°C typ. / 132°C max. (Automatic recovery at 112°C typ.) See application note: www.tracopower.com/overview/tpp300a-m (Internal Thermistor) |
| Cooling System | - Option 1 - Option 2 | Forced air cooling (with external fan, 21 CFM) Natural convection (20 LFM) |
| Fan Power Source | - Characteristic - Output Voltage - Output Current | Variable fan speed (temperature regulated) 12 VDC 500 mA max. |
| Standby Power Source | - Output Voltage - Output Current | 5 VDC 1000 mA max. (Fan Power Source and Standby Power Source total power must not exceed 8 W.) |
| Remote Control | - Voltage Controlled Remote - Off Idle Input Current - Remote Pin Input Current | On: 3.0 to 12 VDC or open circuit Off: 0 to 1.2 VDC or short circuit Refers to '+Remote' and '-Remote' Pin 16 mA typ. / 25 mA max. (excl. Standby power source and Fan power source) -0.5 to 1.0 mA (Standby power source and Fan power source are always present) |
| Altitude During Operation | | 5'000 m max. |
| Switching Frequency | | 100 - 180 kHz (PWM) 140 kHz typ. (PWM) |
| Insulation System | | Reinforced Insulation |
| Working Voltage (rated) | | 250 VAC |
| Isolation Test Voltage | - Input to Output, 60 s - Input to Case or PE, 60 s - Output to Case or PE, 60 s | 4'000 VAC 2'500 VAC 2'500 VAC |
| Creepage | - Input to Output - Input to Case or PE - Output to Case or PE | 13.6 mm min. 5 mm min. 4.2 mm min. |
| Clearance | - Input to Output - Input to Case or PE - Output to Case or PE | 9.7 mm min. 5 mm min. 4.2 mm min. |
| Isolation Resistance | - Input to Output, 500 VDC | 100 MΩ min. |
| Isolation Capacitance | - Input to Output, 100 kHz, 1 V | 1'250 pF typ. / 1'500 pF max. |
| Leakage Current (264 VAC / 60 Hz) | - Touch Current | 100 μA max. |
| Reliability | - Calculated MTBF | 1'056'000 h (MIL-HDBK-217F, ground benign) |
| Environment | - Vibration - Mechanical Shock - Thermal Shock | IEC 60068-2-6 5 g, 3 axis, sine sweep, 3x30 min, 5-500 Hz IEC 60068-2-27 50 g, 3 axis, half sine, 11 ms MIL-STD-810F |
| Housing Type | | Open Frame |
| Mounting Type | | Chassis Mount |
| Connection Type | | Pin Connector |
| Weight | | 210 g |

All specifications valid at nominal voltage, resistive full load and +25°C after warm-up time, unless otherwise stated.

| | | | |
|--------------------------|---------------------------|--|--|
| Power OK Signal | - Trigger Threshold | 12 VDC model: 10 - 10.8 VDC 15 VDC model: 12.5 - 13.5 VDC 18 VDC model: 15.3 - 16.2 VDC 24 VDC model: 20 - 21.6 VDC 28 VDC model: 24 - 25.2 VDC 36 VDC model: 31 - 32.4 VDC 48 VDC model: 41.5 - 43.2 VDC 53 VDC model: 46 - 47.7 VDC | Open collector output |
| | - Power OK - Power Off | | Low level High resistance (Refers to 'PG' and '-Vout' Pin) |
| | - Pin Specifications | | 50 VDC / 50 mA max. |
| Sense Function | | | 10% max. of Vout nom. (If sense function is not used, sense pins should be connected to output pins.) |
| Environmental Compliance | - REACH Declaration | | www.tracopower.com/info/reach-declaration.pdf REACH SVHC list compliant REACH Annex XVII compliant |
| | - RoHS Declaration | | www.tracopower.com/info/rohs-declaration.pdf Exemptions: 7a, 7c-I (RoHS exemptions refer to the component concentration only, not to the overall concentration in the product (O5A rule). The SCIP number is provided on request.) |

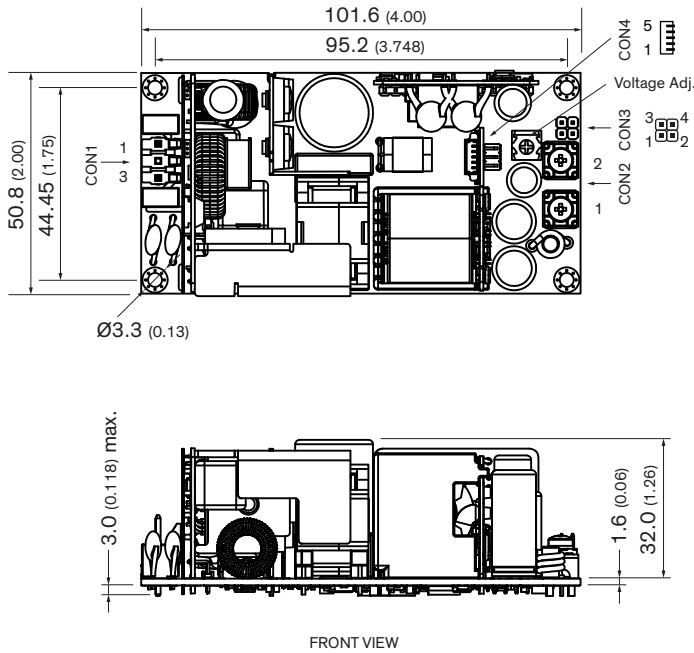
Supporting Documents

Overview Link (for additional Documents)

www.tracopower.com/overview/tpp300a-m

All specifications valid at nominal voltage, resistive full load and +25°C after warm-up time, unless otherwise stated.

Outline Dimensions



FRONT VIEW

All dimensions in mm (inch)

Tolerance: X.X ±0.5 (X.XX ±0.02)
X.XX ±0.25 (X.XXX ±0.01)

CON2 screw locked torque: max. 16.8 kgfcm / 1.65 Nm
wires 24 - 14 AWG

| Input | |
|-------|-----------------|
| CON1 | |
| Pin | Function |
| 1 | AC (L) / DC (+) |
| 3 | AC (N) / DC (-) |

| Output | |
|--------|----------|
| CON2 | |
| Pin | Function |
| 1 | + Vout |
| 2 | - Vout |

| Auxiliary | |
|-----------|----------|
| CON3 | |
| Pin | Function |
| 1 | + Fan |
| 2 | - Fan |
| 3 | + Sense |
| 4 | - Sense |

| Auxiliary | |
|-----------|-----------|
| CON4 | |
| Pin | Function |
| 1 | + Standby |
| 2 | - Standby |
| 3 | PG |
| 4 | - Remote |
| 5 | + Remote |

CON1: Molex Housing 09-50-8031
Molex Crimp Terminals 2478, 6838, 45570

CON2: KST Ring Terminal RVS2-3.7

CON3: Molex Housing 90143-0004
Molex Crimp Terminals 90119

CON4: Molex Housing 51021-0500
Molex Crimp Terminals 50058, 50078

X-ON Electronics

Largest Supplier of Electrical and Electronic Components

Click to view similar products for [Switching Power Supplies](#) category:

Click to view products by [TRACO Power](#) manufacturer:

Other Similar products are found below :

[70841011](#) [73-551-0005](#) [73-551-0048](#) [EVS57-5R3/A](#) [PS3E-B12F](#) [PS3E-E12F](#) [AAD600S-4-OP](#) [R22095](#) [KD0204](#) [9021](#) [LDIN100150](#)
[LPM000-BBAR-01](#) [LPX17S-C](#) [EVS57-10R6/R](#) [FP80](#) [FRV7000G](#) [22929](#) [PS3E-F12F](#) [CQM1IA121](#) [40370121900](#) [VI-PU22-EXX](#)
[40370121910](#) [LDIN5075](#) [LPM615-CHAS](#) [LPX140-C](#) [09-160CFG](#) [70841025](#) [VPX3000-CBL-DC](#) [VI-LUL-IU](#) [LPM000-BBAR-05](#) [LPM000-](#)
[BBAR-08](#) [LPM124-OUTA1-48](#) [LPM000-BBAR-07](#) [LPM109-OUTA1-10](#) [LPM616-CHAS](#) [08-30466-1055G](#) [08-30466-2175G](#) [08-30466-](#)
[2125G](#) [DMB-EWG](#) [TVQF-1219-18S](#) [6504-226-2101](#) [CQM1IPS01](#) [SP-300-5](#) [CQM1-IPS02](#) [VI-MUL-ES](#) [22829](#) [08-30466-0065G](#) [VI-](#)
[RU031-EWWX](#) [08-30466-0028G](#) [VP-C2104853](#)