


- Reinforced I/O-isolation 5000 VAC rated for 1000 VAC working voltage
- Ultra-high isolation peak voltage 9000 VDC (1s)
- Common Mode Transient Immunity (dv/dt) 15 kV/μs
- Operating temperature range -40 to +85°C
- Low no-load power consumption 144 – 288 mW
- Internal EN 55032 class A filter
- High efficiency up to 88%
- 2:1 input voltage range: 9-18, 18-36, 36-75 VDC
- Protection against overload, overvoltage and short circuit
- 3-year product warranty



The new TRI 10 is a high isolation, regulated 10 Watt DC/DC converter series which comes in a compact DIP-24 package. The core characteristic of the TRI 10 series is a sophisticated reinforced isolation system which is able to withstand high test voltages (9000 VDC for 1s and 5000 VAC for 60s) and working voltages (1000 VACrms). Complementing this isolation characteristic is a high Common Mode Transient Immunity of 15 kV/μs. The new design allows to fully integrate an EN 55032 class A filter and greatly reduces the no-load power consumption. High efficiencies up to 88% allow safe operation from -40°C to +65°C without derating and up to +85°C with derating. All models have a wide 2:1 input voltage range and precisely regulated, isolated output voltages. With the latest IT safety certifications (IEC/EN/UL 62368-1) the TRI 10 series is the perfect choice for many demanding applications in the industrial, transportation and instrumentation sectors.

Models

| Order Code | Input Voltage Range | Output 1 | | Output 2 | | Efficiency typ. |
|-------------|------------------------------|----------|------------------|----------|------------------|-----------------|
| | | Vnom | I _{max} | Vnom | I _{max} | |
| TRI 10-1210 | 9 - 18 VDC (12 VDC nom.) | 3.3 VDC | 2'700 mA | | | 81 % |
| TRI 10-1211 | | 5.1 VDC | 2'000 mA | | | 83 % |
| TRI 10-1212 | | 12 VDC | 833 mA | | | 86 % |
| TRI 10-1213 | | 15 VDC | 666 mA | | | 88 % |
| TRI 10-1215 | | 24 VDC | 416 mA | | | 88 % |
| TRI 10-1222 | | +12 VDC | 416 mA | -12 VDC | 416 mA | 88 % |
| TRI 10-1223 | | +15 VDC | 333 mA | -15 VDC | 333 mA | 87 % |
| TRI 10-2410 | 18 - 36 VDC (24 VDC nom.) | 3.3 VDC | 2'700 mA | | | 81 % |
| TRI 10-2411 | | 5.1 VDC | 2'000 mA | | | 84 % |
| TRI 10-2412 | | 12 VDC | 833 mA | | | 87 % |
| TRI 10-2413 | | 15 VDC | 666 mA | | | 88 % |
| TRI 10-2415 | | 24 VDC | 416 mA | | | 88 % |
| TRI 10-2422 | | +12 VDC | 416 mA | -12 VDC | 416 mA | 88 % |
| TRI 10-2423 | | +15 VDC | 333 mA | -15 VDC | 333 mA | 87 % |
| TRI 10-4810 | 36 - 75 VDC (48 VDC nom.) | 3.3 VDC | 2'700 mA | | | 81 % |
| TRI 10-4811 | | 5.1 VDC | 2'000 mA | | | 84 % |
| TRI 10-4812 | | 12 VDC | 833 mA | | | 87 % |
| TRI 10-4813 | | 15 VDC | 666 mA | | | 88 % |
| TRI 10-4815 | | 24 VDC | 416 mA | | | 87 % |
| TRI 10-4822 | | +12 VDC | 416 mA | -12 VDC | 416 mA | 87 % |
| TRI 10-4823 | | +15 VDC | 333 mA | -15 VDC | 333 mA | 87 % |

Input Specifications

| | | |
|------------------------|----------------|---|
| Input Current | - At no load | 12 Vin models: 12 mA typ. 24 Vin models: 8 mA typ. 48 Vin models: 6 mA typ. |
| | - At full load | 12 Vin models: 960 mA typ. 24 Vin models: 480 mA typ. 48 Vin models: 240 mA typ. |
| Surge Voltage | | 12 Vin models: 25 VDC max. (1 s max.) 24 Vin models: 50 VDC max. (1 s max.) 48 Vin models: 100 VDC max. (1 s max.) |
| Under Voltage Lockout | | 12 Vin models: 7 VDC min. / 8 VDC typ. 24 Vin models: 15 VDC min. / 16 VDC typ. 48 Vin models: 31 VDC min. / 33 VDC typ. |
| Recommended Input Fuse | | (The need of an external fuse has to be assessed in the final application.) |
| Input Filter | | Internal Pi-Type |

Output Specifications

| | | |
|---------------------------|--|--|
| Voltage Set Accuracy | | ±1% max. |
| Regulation | - Input Variation (Vmin - Vmax) | single output models: 0.5% max. dual output models: 0.5% max. |
| | - Load Variation (0 - 100%) | single output models: 0.5% max. dual output models: 1% max. (Output 1) 1% max. (Output 2) |
| | - Voltage Balance (symmetrical load) | dual output models: 2% max. |
| | - Cross Regulation (25% / 100% asym. load) | dual output models: 5% max. |
| Ripple and Noise | - 20 MHz Bandwidth | 50 mVp-p typ. (w/ 10 µF MLCC) 70 mVp-p max. (w/ 10 µF MLCC) |
| Capacitive Load | - single output | 3.3 Vout models: 4'700 µF max. 5.1 Vout models: 3'300 µF max. 12 Vout models: 560 µF max. 15 Vout models: 360 µF max. 24 Vout models: 140 µF max. |
| | - dual output | 12 / -12 Vout models: 280 / 280 µF max. 15 / -15 Vout models: 180 / 180 µF max. |
| Minimum Load | | Not required |
| Start-up Time | | 30 ms typ. / 60 ms max. |
| Short Circuit Protection | | Continuous, Automatic recovery |
| Output Current Limitation | | 190% max. of Iout max. 150% typ. of Iout max. |
| Overvoltage Protection | | 125% typ. of Vout nom. |
| Transient Response | - Response Deviation | 5% max. (75% to 100% Load Step) |
| | - Response Time | 300 µs typ. (75% to 100% Load Step) |

Safety Specifications

| | | |
|-----------------------|-----------------------------|--|
| Safety Standards | - IT / Multimedia Equipment | EN 62368-1 IEC 62368-1 UL 62368-1 |
| | - Certification Documents | www.tracopower.com/overview/tri10 |
| Pollution Degree | | PD 2 |
| Over Voltage Category | | OVC II |

All specifications valid at nominal voltage, full load and +25°C after warm-up time unless otherwise stated.

EMC Specifications

| | | |
|---------------|-----------------------------|--|
| EMI Emissions | - Conducted Emissions | EN 55032 class A (internal filter) EN 55032 class B (with external filter) FCC Part 15 class A (internal filter) |
| | - Radiated Emissions | EN 55032 class A (internal filter) FCC Part 15 class A (internal filter) |
| | | External filter proposal: www.tracopower.com/overview/tri10 |
| EMS Immunity | | EN 55024 (IT Equipment) EN 55035 (Multimedia) |
| | - Electrostatic Discharge | Air: EN 61000-4-2, ±15 kV, perf. criteria A Contact: EN 61000-4-2, ±8 kV, perf. criteria A |
| | - RF Electromagnetic Field | EN 61000-4-3, 10 V/m, perf. criteria A |
| | - EFT (Burst) / Surge | EN 61000-4-4, ±2 kV, perf. criteria A EN 61000-4-5, ±2 kV, perf. criteria A |
| | - Conducted RF Disturbances | Ext. input component: KY 470 µF / 100 V EN 61000-4-6, 10 Vrms, perf. criteria A |
| | - PF Magnetic Field | Continuous: EN 61000-4-8, 100 A/m, perf. criteria A |

General Specifications

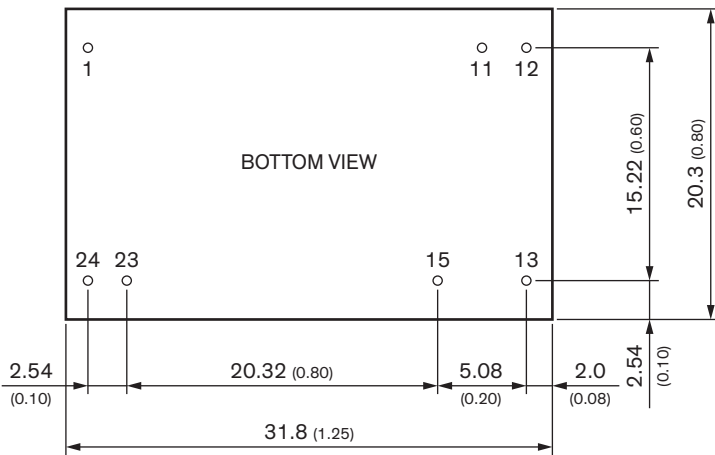
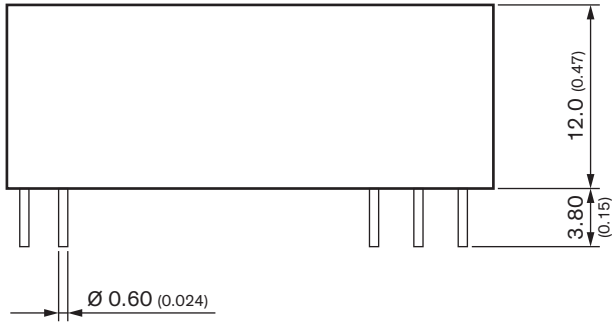
| | | |
|--------------------------------|---------------------------------|---|
| Relative Humidity | | 95% max. (non condensing) |
| Temperature Ranges | - Operating Temperature | -40°C to +85°C |
| | - Case Temperature | +105°C max. |
| | - Storage Temperature | -50°C to +125°C |
| Power Derating | - High Temperature | See application note: www.tracopower.com/overview/tri10 |
| Cooling System | | Natural convection (20 LFM) |
| Altitude During Operation | | 5'000 m max. |
| Switching Frequency | | 200 - 280 kHz (PWM) |
| | | 240 kHz typ. (PWM) |
| Insulation System | | Reinforced Insulation |
| Working Voltage (rated) | | 1'000 VAC |
| Isolation Test Voltage | - Input to Output, 60 s | 5'000 VAC |
| | - Input to Output, 1 s | 9'000 VDC |
| Isolation Resistance | - Input to Output, 500 VDC | 10'000 MΩ min. |
| Isolation Capacitance | - Input to Output, 100 kHz, 1 V | 20 pF max. |
| Common Mode Transient Immunity | | 15 kV/µs min. |
| Reliability | - Calculated MTBF | 3'817'000 h (MIL-HDBK-217F, ground benign) |
| Housing Material | | Plastic (UL 94 V-0 rated) |
| Pin Material | | Copper Alloy (C6801) |
| Pin Foundation Plating | | Nickel (2 - 4 µm) |
| Pin Surface Plating | | Tin (3 - 5 µm), matte |
| Soldering Profile | | Wave Soldering |
| | | 260°C / 10 s max. |
| Connection Type | | THD (Through-Hole Device) |
| Weight | | 16 g |
| Environmental Compliance | - REACH Declaration | www.tracopower.com/info/reach-declaration.pdf REACH SVHC list compliant REACH Annex XVII compliant |
| | - RoHS Declaration | www.tracopower.com/info/rohs-declaration.pdf Exemptions: 7a |

Supporting Documents

| | |
|--|--|
| Overview Link (for additional Documents) | www.tracopower.com/overview/tri10 |
|--|--|

All specifications valid at nominal voltage, full load and +25°C after warm-up time unless otherwise stated.

Outline Dimensions



Dimensions in mm (inch)
 Tolerances ± 0.5 (± 0.02)
 Pin $\varnothing 0.5 \pm 0.05$ (0.02 ± 0.002)

| Pinout | | |
|--------|---------------|-------------|
| Pin | Single Output | Dual Output |
| 1 | +Vin (Vcc) | +Vin (Vcc) |
| 11 | No pin | Common |
| 12 | -Vout | No pin |
| 13 | +Vout | -Vout |
| 15 | No pin | +Vout |
| 23 | -Vin (GND) | -Vin (GND) |
| 24 | -Vin (GND) | -Vin (GND) |

X-ON Electronics

Largest Supplier of Electrical and Electronic Components

Click to view similar products for [Isolated DC/DC Converters](#) category:

Click to view products by [TRACO Power](#) manufacturer:

Other Similar products are found below :

[ESM6D044440C05AAQ](#) [FMD15.24G](#) [PSL486-7LR](#) [Q48T30020-NBB0](#) [JAHW100Y1](#) [SPB05C-12](#) [SQ24S15033-PS0S](#) [18952](#) [19-130041](#)
[CE-1003](#) [CE-1004](#) [GQ2541-7R](#) [RDS180245](#) [MAU228](#) [J80-0041NL](#) [DFC15U48D15](#) [XGS-0512](#) [XGS-1205](#) [XGS-1212](#) [XGS-2412](#) [XGS-2415](#) [XKS-1215](#) [06322](#) [NCT1000N040R050B](#) [SPB05B-15](#) [SPB05C-15](#) [L-DA20](#) [DCG40-5G](#) [QME48T40033-PGB0](#) [XKS-2415](#) [XKS-2412](#)
[XKS-1212](#) [XKS-1205](#) [XKS-0515](#) [XKS-0505](#) [XGS-2405](#) [XGS-1215](#) [XGS-0515](#) [PS9Z-6RM4](#) [73-551-5038I](#) [AK1601-9RT](#) [VI-N61-CM](#) [VI-R5022-EXWW](#) [PSC128-7iR](#) [RPS8-350ATX-XE](#) [DAS1004812](#) [PQA30-D24-S24-DH](#) [VI-M5F-CQ](#) [VI-LN2-EW](#) [VI-PJW01-CZY](#)