

TLM4036DC-1000

Description:

The TLM4036DC-1000 is a compact and lightweight Constant Current Switch Mode Power Supply. Waterproof design - IP66, NEMA 4 suitable for dry and damp locations. Convection cooled plastic housing. Some typical applications include LED's, Lighting, etc.

Specifications (@25C)

Electrical Specifications:

Input Voltage:	See Table
Power Factor:	>0.9 at full load, 115Vac
Output*:	1.00A _{dc} ±5%, V _{out} range: See Table
Efficiency:	90% Typical at full load
Maximum power:	26W
Output Current Regulation:	±5%
Protection:	Short circuit protection: Auto-recovery *Subject to Max power limitations

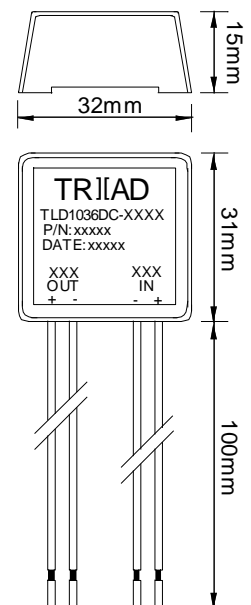
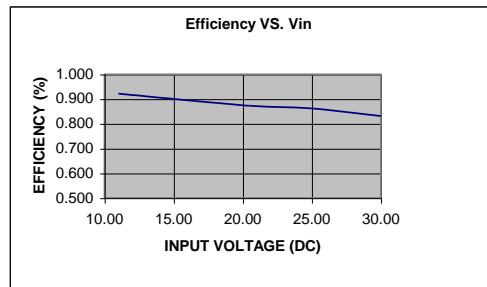
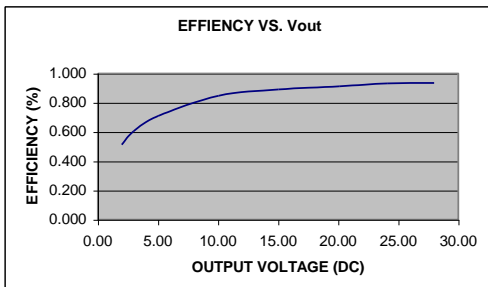
Environmental Specifications:

Operating Temperature:	-40 to 60°C (De-rating: 1%/°C from 60-70°C)
Storage Temperature:	-40 to 80°C
Operating Humidity:	5 to 95% RH (non-Condensing)
Cooling:	Convection cooling
Vibration:	5 to 50Hz
MTBF:	>100,000 Hours at full load and 25°C ambient conditions

General Specifications:

Connections:	4in leads - Input: 18 AWG; Output: 18 AWG
Dimensions (WxLxH):	32.0x31.0x15.0mm
Weight:	25g
Warranty:	3 years @ 40°C, 100% Load

Performance Graphs:



Vin (DC)	Vout (DC)	IDC (A)	Max Watts
30	2-26	1.0	26.0
28	2-24	1.0	24.0
24	2-20	1.0	22.0
15	2-12	1.0	13.0
12	2-10	1.0	10.0
10	2-8	1.0	9.0

RoHS Compliance: As of manufacturing date February 2016, all standard products meet the requirements of 2015/863/EU, known as the RoHS 3 initiative.

* Upon printing, this document is considered "uncontrolled". Please contact Triad Magnetics' website for the most current version.

X-ON Electronics

Largest Supplier of Electrical and Electronic Components

Click to view similar products for [LED Power Supplies](#) category:

Click to view products by [Triad](#) manufacturer:

Other Similar products are found below :

[ESS015W-1000-12](#) [PDA-WIFI](#) [PIFC-K250F](#) [PITB-K222A](#) [ALD-514012PJ134](#) [LB240S24KH](#) [LMH020-SPLC-0000-0000001](#) [LMD600-0100-C1A7-7030000](#) [79534](#) [79535](#) [EUG-200S210DT](#) [ESS030W-1050-21](#) [ESS030W-0900-32](#) [BPOXL 4-12-035](#) [ESS010W-0350-24](#) [ESS010W-0200-42](#) [ESM060W-1400-42](#) [PDA080B-1A0G](#) [PDA150B-S1A5G](#) [SLM140W-1.05-130-ZA](#) [ESS015W-0700-18](#) [EUD-150S350DVA](#) [LWA320-C420-ARK-B](#) [HVG-240-48AB](#) [HVG-320-36AB](#) [HVG-320-54AB](#) [ELG-240-C1400AB](#) [EUK-150S105DV](#) [BXCS-12Z-N2P-B1-A](#) [BXPR-WN-01-A](#) [LN1224CV](#) [BXCS-12D-N2P-01-A](#) [BXCS-12W-N2P-01-A](#) [HBG-160-24AB](#) [980100001200394](#) [980060001200376](#) [LC 14W 250-350MA FLEXC R ADV2](#) [LC 24W 500-600MA FLEXC R ADV2](#) [LC 36W 850-900MA FLEXC R ADV2](#) [LC 18W 24V ONE4ALL SC PRE](#) [LC 50W 200-350ML 170V FLEXC LP SNC4](#) [LC 25W 200-350ML 70V FLEXC LP SNC4](#) [LC 35W 200-350ML 121V FLEXC LP SNC4](#) [LCBI 10W 350MA PHASE-CUT/1-10V LP](#) [LC 13W 300MA FIXC C SNC](#) [LC 10W 250MA FIXC SC SNC2](#) [LC 35W 800MA FIXC SR ADV2](#) [LC 38W 900MA FIXC SR ADV2](#) [LC 34W 800MA FIXC SC ADV2](#) [LC 44W 1050MA FIXC SC ADV2](#)