

# VPL20-1200

### Electrical Specifications (@25C)

1. Maximum Power: 25.0VA
2. Input Voltage – **Series:** 230VAC @ 50/60Hz, **Parallel:** 115VAC @ 50/60Hz
3. Output Voltage – **Series<sup>1</sup>:** 20.0V CT @ 1.25A, **Parallel<sup>2</sup>:** 10.0V @ 2.5A
4. Voltage Regulation: 20% TYP @ full load to no load
5. Hipot: 3500VAC between primary to secondary and windings to core.
6. Recommended Fuse<sup>3</sup>:
  - Series: Inherently Limited. No fusing required.

Parallel: Littelfuse p/n 313 3HXP, 3A 250V, slow blow, ¼ x 1 ¼ or,  
Cooper Bussmann p/n BK/MDL-3, 3A 250V, ¼ x 1 ¼

### Construction:

Dual winding construction with an insulated shroud, both made of a high temperature material that exceeds UL flammability requirements. Shrouds are provided over the connections of the leads to the windings on both primary and secondary coils. Devices are designed with a minimum of 6mm creepage distance between the primary and secondary and are manufactured with a Class B (130°C) insulation system.

### Agency Files:

UL File: E65390, UL 5085-1 and 3 (formerly UL1585), Class 2/3  
cUL: File E65390, For Canadian Use (CSA 22.2, No.66.1-06 and No.66.3-06)  
TUV: File R72182067, EN 61558-1:2005+A1, EN61558-2-6:2009. Double Insulated. Non-inherently Short-Circuit-Proof.



Dimensions: Units: In inches

A	B	C	D	E	F
1.937	3.250	2.125	2.812	8.00	0.187

Weight: 1.3 lbs.

### Connections<sup>4</sup>:

**Input:** Series – BLK to BLU, Jumper WHT to BRN  
Parallel – BLK to BLU, Jumper BLK to BRN and WHT to BLU

**Output:** Series – RED to GRY, Jumper YEL to VIO  
Parallel – RED to GRY, Jumper RED to VIO and YEL to GRY

**RoHS Compliance:** As of manufacturing date February 2016, all standard products meet the requirements of 2015/863/EU, known as the RoHS 3 initiative.

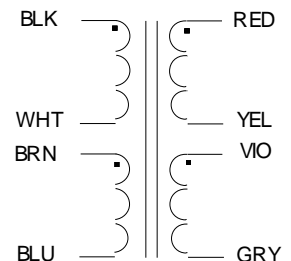
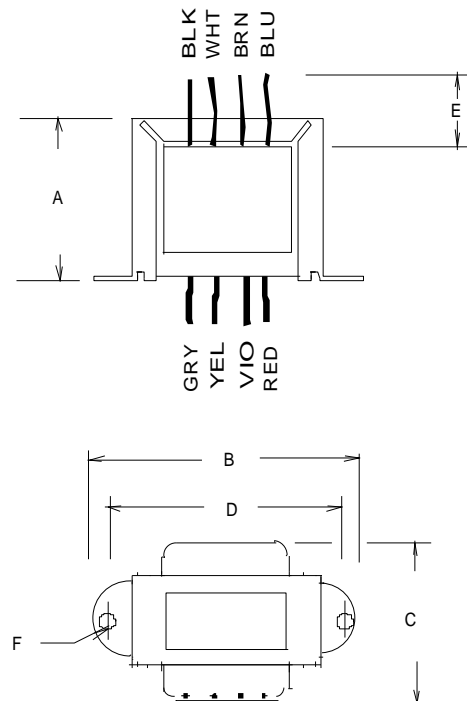

\* Upon printing, this document is considered "uncontrolled". Please contact Triad Magnetics' website for the most current version.

<sup>1</sup> Inherently limited. Class 2 not wet, Class 3 wet.

<sup>2</sup> Non-Inherently limited. Class 2.

<sup>3</sup> Fuse must be used on **secondary** as conditions of acceptability for UL Class2/3 operation.

<sup>4</sup> Primary and secondary windings are designed to be connected in series or parallel. Windings are not intended to be used independently.



**SCHEMATIC**

## **X-ON Electronics**

Largest Supplier of Electrical and Electronic Components

*Click to view similar products for [Power Transformers](#) category:*

*Click to view products by [Triad](#) manufacturer:*

Other Similar products are found below :

[ET-030A](#) [F-102X](#) [F-120X](#) [F-14X-1](#) [F-181U](#) [F-18A](#) [F-199U](#) [F-19X](#) [F-202U](#) [F-204U](#) [F-206U](#) [F-227X](#) [F-238U](#) [F-239U-1](#) [F-23U](#) [F24-250-B](#)  
[F-242U](#) [F-245U](#) [F-264U](#) [F-265U](#) [F-267U](#) [F-281U](#) [F-283U](#) [F-290X](#) [F-295Z](#) [F-296Z](#) [F-298Z](#) [F-3143P](#) [F-3298Z](#) [F-33U](#) [F-346X](#) [F-35U](#) [F-](#)  
[364U](#) [F-392A](#) [F-395X](#) [F-397U](#) [F-412X](#) [F-47U](#) [F-55X-1](#) [F-60U](#) [F-68U](#) [F-71U](#) [F-72Z](#) [F-74U](#) [F-83A](#) [F-84AC](#) [F-85U](#) [F-86U](#) [F-9U](#) [PCT-02](#)