

VPP20-120

Electrical Specifications (@25C)

1. Maximum Power: 2.5VA
2. Input: **Series:** 230VAC, 50/60Hz; **Parallel:** 115VAC, 50/60Hz
3. Output: **Series¹:** 20.0V CT @ 0.12A; **Parallel²:** 10.0V @ 0.24A
4. Voltage Regulation: 25% TYP @ full load to no load
5. Temperature Rise: 30C TYP (45C MAX allowed)
6. Insulation Resistance: 100MΩ
7. Hipot: 4000VAC between primary to secondary and windings to core.

Construction:

Dual bobbin construction with an insulated shroud, both made of a high temperature material that exceeds UL flammability requirements.

Safety:

Since the dual bobbin construction effectively reduces capacitance, electrostatic shielding is not required. World Series Transformers are designed and manufactured to meet the following agency approvals:



Agency File:

UL: File E53148, UL 5085-1 and 2 (formerly UL 506), General Purpose.

UL: File E65390, UL 5085-1 and 3 (formerly UL1585), Class 2/3.

CSA: File LR 221330. C22.2 NO. 66, General Purpose.

TUV: File R72182067, EN 61558-1:2005+A1, EN61558-2-6:2009. Double Insulated. Non-inherently Short-Circuit-Proof.

A. Dimensions:

Units: In inches

| A | B | C | D | E | F | G | H |
|-------|-------|-------|-------|-------|-------|-------|-------|
| 1.062 | 1.125 | 0.187 | 0.200 | 0.250 | 1.312 | 1.625 | 1.000 |

B. PIN DIM. : 0.025 SQ

C. WT Lbs. : 0.25

D. Mounting Holes: 0.112 dia. x 2.0

Connections³:

Input: Series – Pin 1 to Pin 6, Jumper Pin 4 to Pin 3
Parallel – Pin 1 to Pin 6, Jumper Pin 1 to Pin 4 and Pin 3 to Pin 6

Output: Series – Pin 7 to Pin 12, Jumper Pin 9 to Pin 10
Parallel – Pin 7 to Pin 12, Jumper Pin 7 to Pin 10 and Pin 9 to Pin 12


RoHS Compliance: As of manufacturing date February 2016, all standard products meet the requirements of 2015/863/EU, known as the RoHS 3 initiative.

* Upon printing, this document is considered "uncontrolled". Please contact Triad Magnetics' website for the most current version.

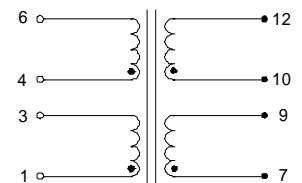
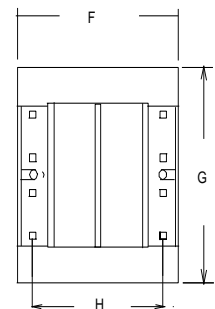
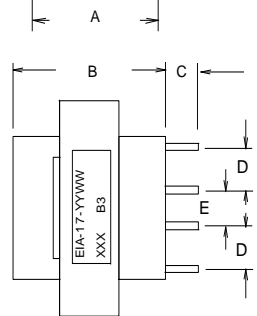
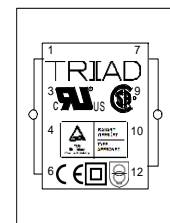
¹ Inherently limited. No fusing required. Class 2 not wet, Class 3 wet.

² Inherently limited. No fusing required. Class 2.

³ Primary and secondary windings are designed to be connected in series or parallel. Windings are not intended to be used independently.



Picture for Illustration Purposes only



SCHMATIC

X-ON Electronics

Largest Supplier of Electrical and Electronic Components

Click to view similar products for [Power Transformers](#) category:

Click to view products by [Triad](#) manufacturer:

Other Similar products are found below :

[ET-030A](#) [F-102X](#) [F-120X](#) [F-14X-1](#) [F-181U](#) [F-18A](#) [F-199U](#) [F-19X](#) [F-202U](#) [F-204U](#) [F-206U](#) [F-227X](#) [F-238U](#) [F-239U-1](#) [F-23U](#) [F24-250-B](#)
[F-242U](#) [F-245U](#) [F-264U](#) [F-265U](#) [F-267U](#) [F-281U](#) [F-283U](#) [F-290X](#) [F-295Z](#) [F-296Z](#) [F-298Z](#) [F-3143P](#) [F-3298Z](#) [F-33U](#) [F-346X](#) [F-35U](#) [F-](#)
[364U](#) [F-392A](#) [F-395X](#) [F-397U](#) [F-412X](#) [F-47U](#) [F-55X-1](#) [F-60U](#) [F-68U](#) [F-71U](#) [F-72Z](#) [F-74U](#) [F-83A](#) [F-84AC](#) [F-85U](#) [F-86U](#) [F-9U](#) [PCT-02](#)