

### VPS20-2200

#### Electrical Specifications (@25C)

- Maximum Power: 43VA
- Primary - **Series:** 230VAC@50/60Hz; **Parallel:** 115VAC@50/60Hz
- Secondary - **Series**<sup>1</sup>: 20.0V CT@ 2.2A; **Parallel**<sup>2</sup>: 10.0V @ 4.4A
- Voltage Regulation: 25% TYP @ full load to no load
- Temperature Rise: 30C TYP (45C MAX allowed)
- Insulation Resistance: 100MΩ
- Recommended Fuse<sup>3</sup>:
  - Series: Littelfuse p/n 313 2.5HXP, 2.5A 250V, slow blow, ¼ x 1 ¼ or, Cooper Bussmann p/n BKMDL-2 ½, 2.5A 250V, ¼ x 1 ¼
  - Parallel: Littelfuse p/n 313 5.0HXP, 5A 250V, slow blow, ¼ x 1 ¼ or, Cooper Bussmann p/n BKMDL-5, 5A 250V, ¼ x 1 ¼

#### Construction:

Dual bobbin construction with an insulated shroud, both made of a high temperature material that exceeds UL flammability requirements.

#### Safety:

These units are designed with 4000VAC isolation between the primary and secondary, and also, between each winding and the core.

#### Agency File:

UL: File E53148, UL 5085-1 and 2 (formerly UL 506), General Purpose.  
 File E65390, UL 5085-1 and 3 (formerly UL1585), Class 2/3  
 CSA: File LR 221330. C22.2 NO. 66, General Purpose.  
 TUV: File R72182067, EN 61558-1:2005+A1, EN61558-2-6:2009. Double Insulated.  
 Non-inherently Short-Circuit-Proof.



#### A. Dimensions:

Unit: In inches

H	W	D	A	B	C	T	MW	ML
2-11/16	3-1/8	2	2-5/16	1-1/8	5/16	3/16	2-13/16	-

B. Mounting Hole Size: 3/16"

C. WT Lbs. : 1.6

D. Terminal Size: 0.187" x 0.020"

#### Connections<sup>4</sup>:

**Input:** Series – 6 and 1, Jumper 5 to 2

Parallel – 6 and 1, Jumper 6 to 2 and 5 to 1

**Output:** Series – 12 and 7, Jumper 11 to 8

Parallel – 12 and 7, Jumper 12 to 8 and 11 to 7

**RoHS Compliance:** As of manufacturing date February 2016, all standard products meet the requirements of 2015/863/EU, known as the RoHS 3 initiative.

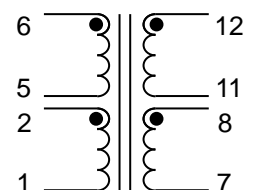
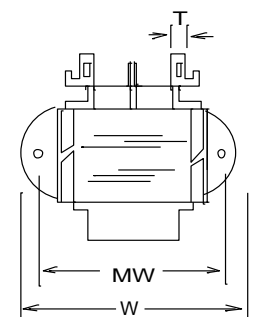
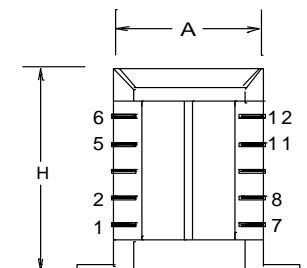
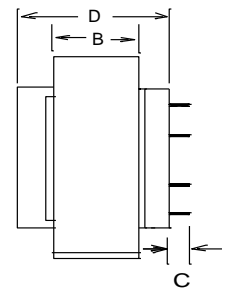
\* Upon printing, this document is considered "uncontrolled". Please contact Triad Magnetics' website for the most current version.

<sup>1</sup> Non-Inherently limited. Class 2 not wet, Class 3 wet.

<sup>2</sup> Non-Inherently limited. Class 2.

<sup>3</sup> Fuse must be used on **secondary** as conditions of acceptability for UL Class2/3 operation.

<sup>4</sup> Primary and secondary windings are designed to be connected in series or parallel. Windings are not intended to be used independently.



SCHEMATIC

## **X-ON Electronics**

Largest Supplier of Electrical and Electronic Components

*Click to view similar products for [Power Transformers](#) category:*

*Click to view products by [Triad](#) manufacturer:*

Other Similar products are found below :

[ET-030A](#) [F-102X](#) [F-120X](#) [F-14X-1](#) [F-181U](#) [F-18A](#) [F-199U](#) [F-19X](#) [F-202U](#) [F-204U](#) [F-206U](#) [F-227X](#) [F-238U](#) [F-239U-1](#) [F-23U](#) [F24-250-B](#)  
[F-242U](#) [F-245U](#) [F-264U](#) [F-265U](#) [F-267U](#) [F-281U](#) [F-283U](#) [F-290X](#) [F-295Z](#) [F-296Z](#) [F-298Z](#) [F-3143P](#) [F-3298Z](#) [F-33U](#) [F-346X](#) [F-35U](#) [F-](#)  
[364U](#) [F-392A](#) [F-395X](#) [F-397U](#) [F-412X](#) [F-47U](#) [F-55X-1](#) [F-60U](#) [F-68U](#) [F-71U](#) [F-72Z](#) [F-74U](#) [F-83A](#) [F-84AC](#) [F-85U](#) [F-86U](#) [F-9U](#) [PCT-02](#)