
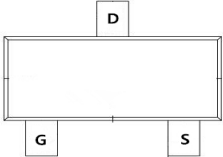




TM04N10MI

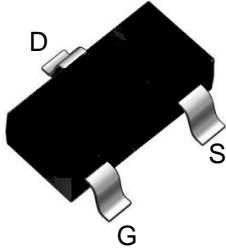
N-Channel Enhancement Mosfet

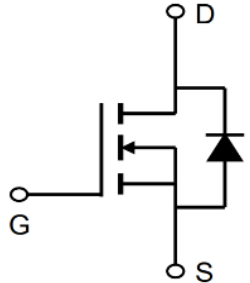
<p>General Description</p> <ul style="list-style-type: none"> • Low $R_{DS(ON)}$ • RoHS and Halogen-Free Compliant <p>Applications</p> <ul style="list-style-type: none"> • Load switch • PWM 	<p>General Features</p> <p>$V_{DS} = 100V$ $I_D = 4A$</p> <p>$R_{DS(ON)} = 110m\Omega$ (typ.) @ $V_{GS}=10V$</p> <p>100% UIS Tested 100% R_g Tested</p> 
--	---



Marking:04N10R

MI:SOT-23-3L





Absolute Maximum Ratings (TC=25°C unless otherwise specified)				
Parameter		Symbol	Limit	Unit
Drain-source Voltage		V_{DS}	100	V
Gate-source Voltage		V_{GS}	±20	V
Drain Current	$T_A=25^\circ C$	I_D	4	A
	$T_A=70^\circ C$		3.1	
Pulsed Drain Current ^A		I_{DM}	21	A
Total Power Dissipation @ $T_A=25^\circ C$		P_D	1.2	W
Thermal Resistance Junction-to-Ambient ^B		$R_{\theta JA}$	104	°C/W
Junction and Storage Temperature Range		T_J, T_{STG}	-55~+150	°C



TM04N10MI

N-Channel Enhancement Mosfet

■ Electrical Characteristics ($T_J=25^\circ\text{C}$ unless otherwise noted)

Parameter	Symbol	Conditions	Min	Typ	Max	Units
Static Parameter						
Drain-Source Breakdown Voltage	BV_{DSS}	$V_{GS}=0V, I_D=250\mu A$	100			V
Zero Gate Voltage Drain Current	I_{DSS}	$V_{DS}=100V, V_{GS}=0V$			1	μA
Gate-Body Leakage Current	I_{GSS}	$V_{GS}=\pm 20V, V_{DS}=0V$			± 100	nA
Gate Threshold Voltage	$V_{GS(th)}$	$V_{DS}=V_{GS}, I_D=250\mu A$	1.0	1.8	3.0	V
Static Drain-Source On-Resistance	$R_{DS(on)}$	$V_{GS}=10V, I_D=3.0A$		110	140	m Ω
		$V_{GS}=4.5V, I_D=2.0A$		160	200	
Diode Forward Voltage	V_{SD}	$I_S=3.0A, V_{GS}=0V$		0.8	1.2	V
Maximum Body-Diode Continuous Current	I_S				4.0	A
Dynamic Parameters						
Input Capacitance	C_{iss}	$V_{DS}=50V, V_{GS}=0V, f=1MHz$		206		pF
Output Capacitance	C_{oss}			29		
Reverse Transfer Capacitance	C_{rss}			1.4		
Switching Parameters						
Total Gate Charge	Q_g	$V_{GS}=10V, V_{DS}=50V, I_D=3.0A$		4.3		nC
Gate-Source Charge	Q_{gs}			1.5		
Gate-Drain Charge	Q_{gd}			1.1		
Turn-on Delay Time	$t_{D(on)}$	$V_{GS}=10V, V_{DD}=50V, I_D=3.0A, R_{GEN}=2\Omega$		14.7		ns
Turn-on Rise Time	t_r			3.5		
Turn-off Delay Time	$t_{D(off)}$			20.9		
Turn-off fall Time	t_f			2.7		
Reverse recovery time	t_{rr}	$I_S=3A, di/dt=100 A/\mu s$		32		ns
Reverse recovery charge	Q_{rr}			39		nC
Peak reverse recovery current	I_{rm}			2.1		A

A. Pulse Test: Pulse Width $\leq 300\mu s$, Duty cycle $\leq 2\%$.

B. Device mounted on FR-4 PCB, 1 inch x 0.85 inch x 0.062 inch.



TM04N10MI

N-Channel Enhancement Mosfet

Typical Performance Characteristics

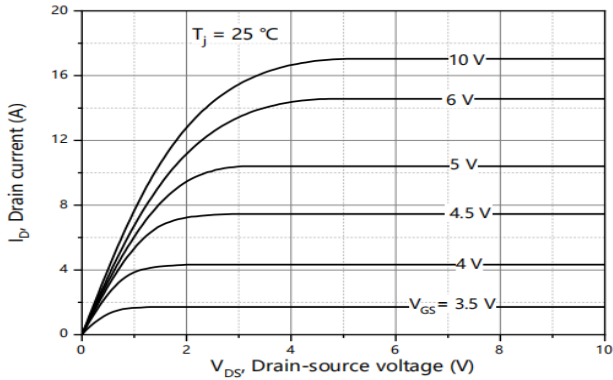


Figure1. Output Characteristics

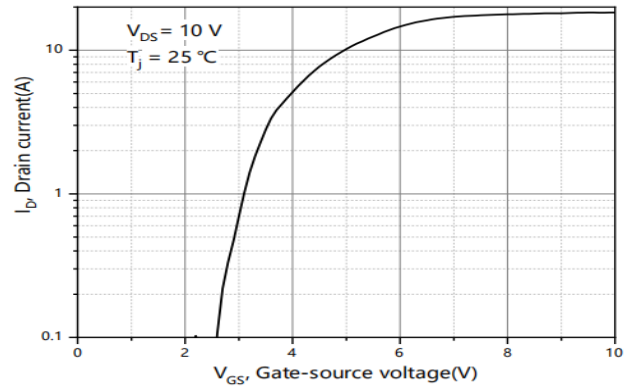


Figure2. Transfer Characteristics

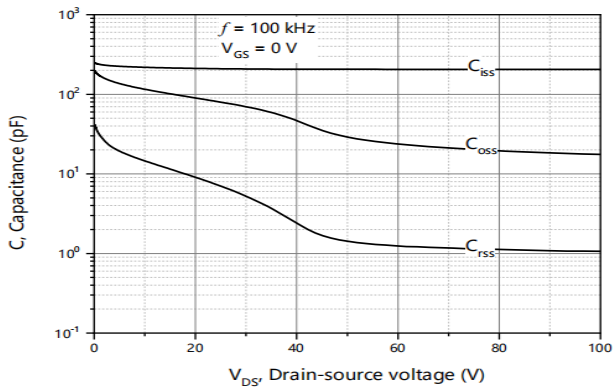


Figure3. Capacitance Characteristics

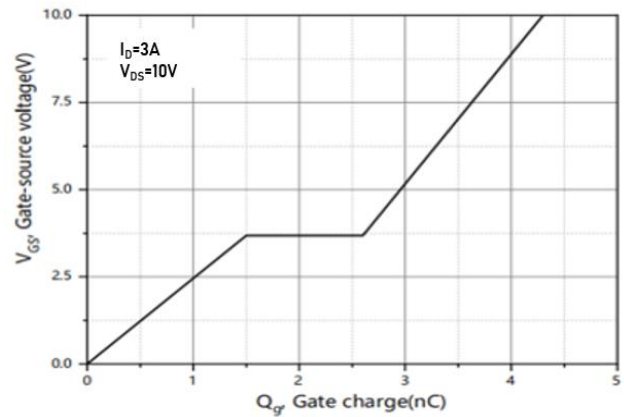


Figure4. Gate Charge

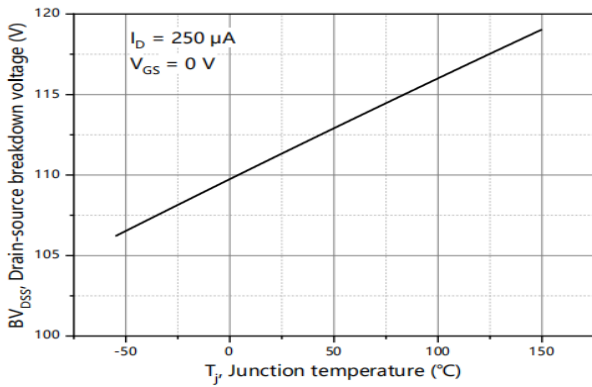


Figure5. Drain-Source breakdown voltage

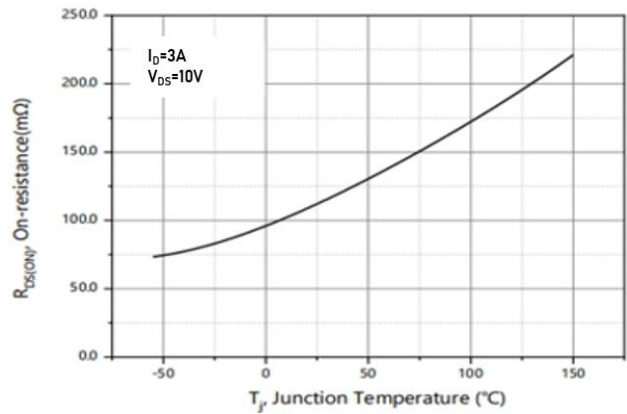


Figure6. Drain-Source on Resistance

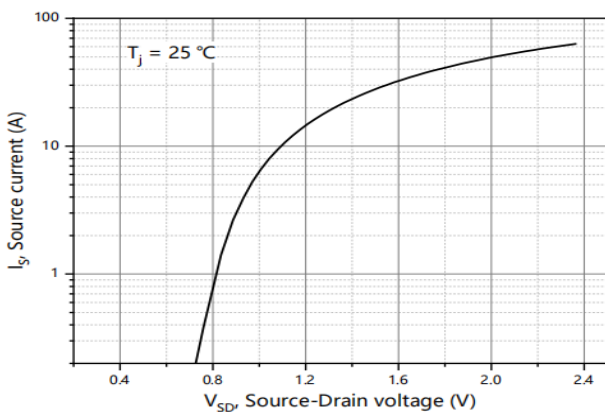


Figure7. Forward characteristic of body diode

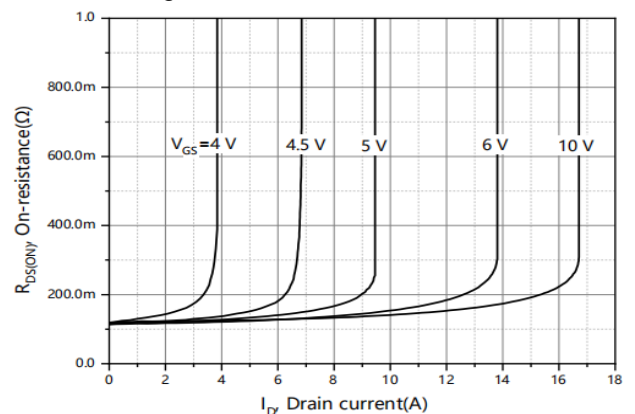


Figure8. Drain-source on-state resistance

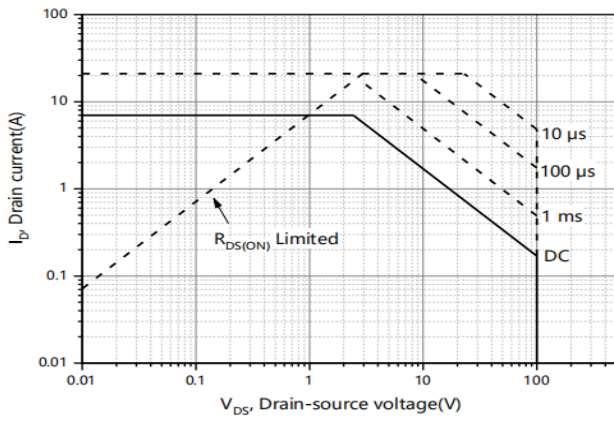


Figure9. Safe Operation Area $T_A=25^\circ C$

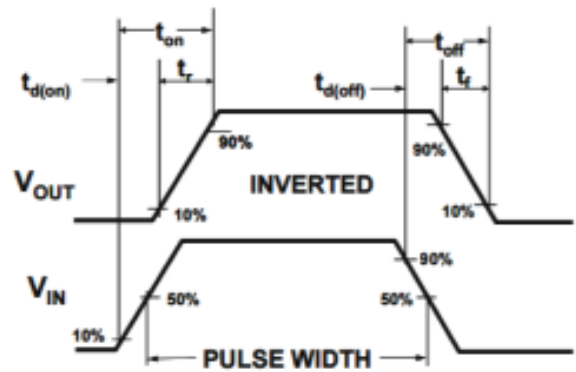
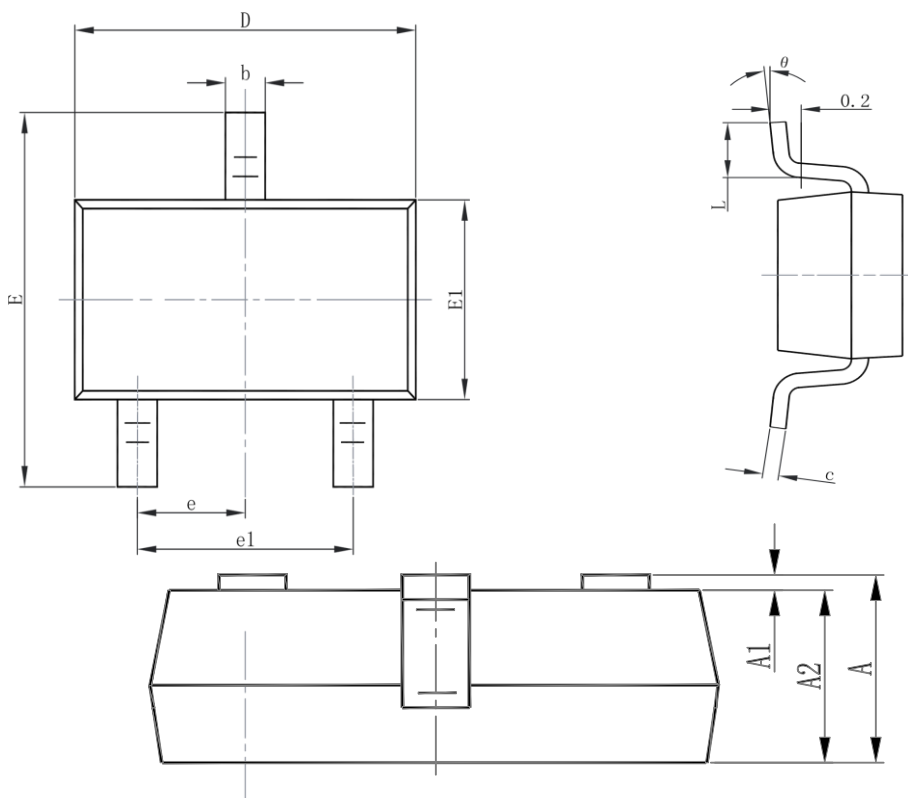


Figure10. Switching wave

Package Information:SOT-23-3L



Symbol	Dimensions In Millimeters		Dimensions In Inches	
	Min.	Max.	Min.	Max.
A	1.050	1.250	0.041	0.049
A1	0.000	0.100	0.000	0.004
A2	1.050	1.150	0.041	0.045
b	0.300	0.500	0.012	0.020
c	0.100	0.200	0.004	0.008
D	2.820	3.020	0.111	0.119
E1	1.500	1.700	0.059	0.067
E	2.650	2.950	0.104	0.116
e	0.950(BSC)		0.037(BSC)	
e1	1.800	2.000	0.071	0.079
L	0.300	0.600	0.012	0.024
θ	0°	8°	0°	8°

X-ON Electronics

Largest Supplier of Electrical and Electronic Components

Click to view similar products for [MOSFET](#) category:

Click to view products by [Tritech-MOS](#) manufacturer:

Other Similar products are found below :

[IRFD120](#) [JANTX2N5237](#) [BUK455-60A/B](#) [MIC4420CM-TR](#) [VN1206L](#) [NDP4060](#) [SI4482DY](#) [IPS70R2K0CEAKMA1](#) [SQD23N06-31L-GE3](#)
[TK16J60W,S1VQ\(O](#) [2SK2614\(TE16L1,Q\)](#) [DMN1017UCP3-7](#) [DMN1053UCP4-7](#) [SQJ469EP-T1-GE3](#) [NTE2384](#) [DMC2700UDMQ-7](#)
[DMN2080UCB4-7](#) [DMN61D9UWQ-13](#) [US6M2GTR](#) [DMN31D5UDJ-7](#) [DMP22D4UFO-7B](#) [DMN1006UCA6-7](#) [DMN16M9UCA6-7](#)
[STF5N65M6](#) [IRF40H233XTMA1](#) [STU5N65M6](#) [DMN6022SSD-13](#) [DMN13M9UCA6-7](#) [DMTH10H4M6SPS-13](#) [DMN2990UFB-7B](#)
[IPB80P04P405ATMA2](#) [2N7002W-G](#) [MCAC30N06Y-TP](#) [MCQ7328-TP](#) [BXP7N65D](#) [BXP4N65F](#) [AOL1454G](#) [WMJ80N60C4](#) [BXP2N20L](#)
[BXP2N65D](#) [BXT1150N10J](#) [BXT1700P06M](#) [TSM60NB380CP](#) [ROG](#) [RQ7L055BGTCR](#) [DMNH15H110SK3-13](#) [SLF10N65ABV2](#)
[BSO203SP](#) [BSO211P](#) [IPA60R230P6](#) [IPA60R460CE](#)