
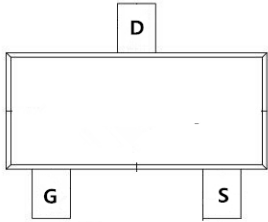


TM3407MI

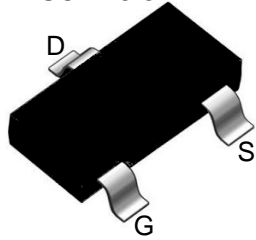
P-Channel Enhancement Mosfet

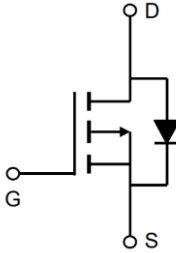
<p>General Description</p> <ul style="list-style-type: none"> • Low $R_{DS(ON)}$ • RoHS and Halogen-Free Compliant <p>Applications</p> <ul style="list-style-type: none"> • Load switch • PWM 	<p>General Features</p> <p>$V_{DS} = -30V$ $I_D = -4.8A$ $R_{DS(ON)} = 40m\Omega (Typ.) @ V_{GS}=10V$</p> <p>100% UIS Tested 100% R_g Tested</p> 
--	---



Marking: A79T OR X7

MI:SOT-23-3L





Absolute Maximum Ratings ($T_C=25^\circ C$ unless otherwise noted)

Symbol	Parameter	Rating	Units
V_{DS}	Drain-Source Voltage	-30	V
V_{GS}	Gate-Source Voltage	± 20	V
$I_D @ T_A=25^\circ C$	Continuous Drain Current	-4.5	A
$I_D @ T_A=70^\circ C$	Continuous Drain Current	-3.6	A
I_{DM}	Pulsed Drain Current ²	-16	A
$P_D @ T_A=25^\circ C$	Total Power Dissipation ³	1.5	W
$P_D @ T_A=70^\circ C$	Total Power Dissipation ³	1.0	W
T_{STG}	Storage Temperature Range	-55 to 150	$^\circ C$
T_J	Operating Junction Temperature Range	-55 to 150	$^\circ C$

Thermal Data

Symbol	Parameter	Typ.	Max.	Unit
$R_{\theta JA}$	Thermal Resistance Junction-Ambient ¹	---	105	$^\circ C/W$
$R_{\theta JA}$	Thermal Resistance Junction-Ambient ¹ ($t \leq 10s$)	---	---	$^\circ C/W$

TM3407MI

P-Channel Enhancement Mosfet

Electrical Characteristics (T_J=25°C unless otherwise noted)

Parameter	Symbol	Conditions	Min.	Typ.	Max.	Unit
Static Characteristics						
Drain-Source Breakdown Voltage	V _{(BR)DSS}	V _{GS} = 0V, I _D = -250μA	-30	-	-	V
Zero Gate Voltage Drain Current	I _{DSS}	V _{DS} = -30V, V _{GS} = 0V	-	-	-1	μA
Gate-Source Leakage	I _{GSS}	V _{DS} = 0V, V _{GS} = ±20V	-	-	±100	nA
Gate-Source Threshold voltage	V _{GS(th)}	V _{DS} = V _{GS} , I _D = -250μA	-1	-1.5	-2.5	V
Drain-Source on-State Resistance ³	R _{DS(on)}	V _{GS} = -10V, I _D = -4.1A	-	40	60	mΩ
		V _{GS} = -4.5V, I _D = -3A	-	50	85	
Dynamic Characteristics⁴						
Input Capacitance	C _{iss}	V _{GS} = 0V, V _{DS} = -15V, f = 1.0MHz	-	530	-	pF
Output Capacitance	C _{oss}		-	70	-	
Reverse Transfer Capacitance	C _{rss}		-	56	-	
Switching Characteristics⁴						
Total Gate Charge	Q _g	V _{GS} = -10V, V _{DS} = -15V, I _D = -4.1A	-	6.8	-	nC
Gate-Source Charge	Q _{gs}		-	1.0	-	
Gate-Drain Charge	Q _{gd}		-	1.4	-	
Turn-on Delay Time	t _{d(on)}	V _{GS} = -10V, V _{DS} = -15V , R _L = 15Ω, R _{GEN} = 2.5Ω	-	14	-	ns
Rise Time	t _r		-	61	-	
Turn-off Delay time	t _{d(off)}		-	19	-	
Fall Time	t _f		-	10	-	
Source-Drain Body Diode Characteristics						
Diode Forward Voltage ³	V _{SD}	I _S = -4.1A, V _{GS} = 0V	-	-	-1.2	V
Continuous Source Current	I _S		-	-	-4.8	A

Notes:

1. Repetitive rating, pulse width limited by junction temperature T_J(MAX)=150°C
2. The data tested by surface mounted on a 1 inch² FR-4 board with 2OZ copper, The value in any given application depends on the user's specific board design.
3. Pulse Test: Pulse width≤300μs, duty cycle≤2%.
4. This value is guaranteed by design hence it is not included in the production test.

Typical Characteristics

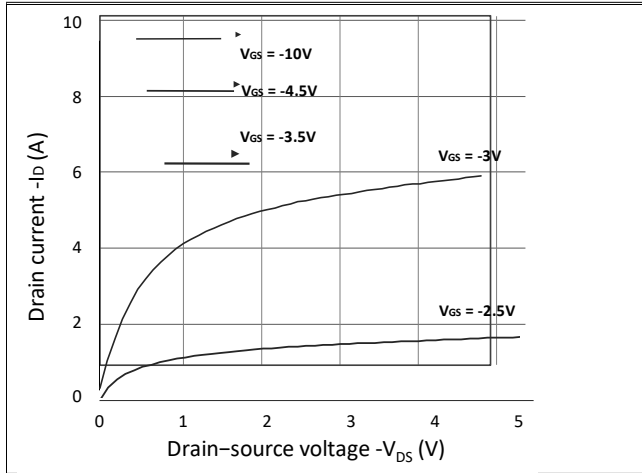


Figure 1. Output Characteristics

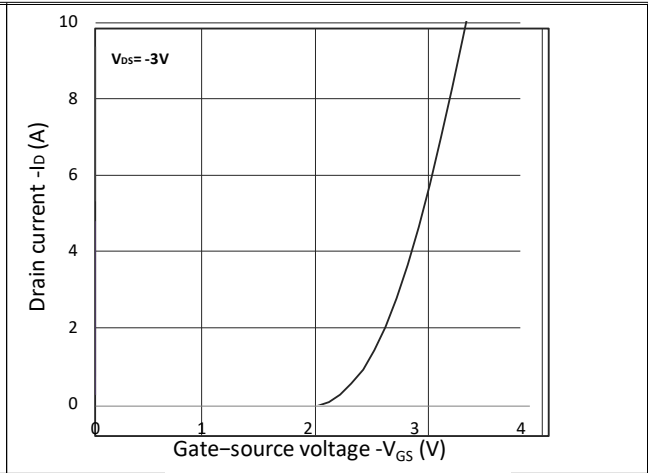


Figure 2. Transfer Characteristics

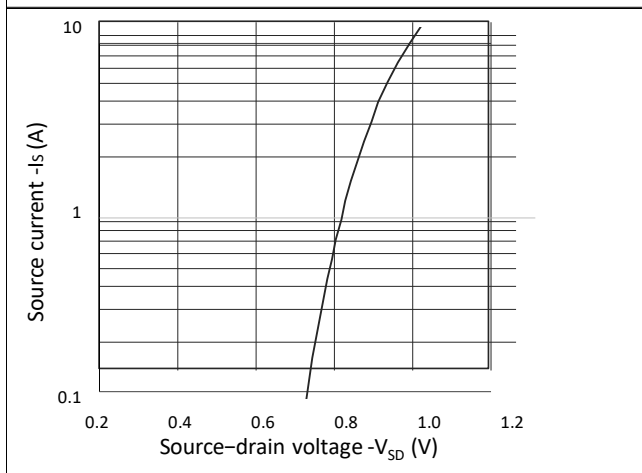


Figure 3. Forward Characteristics of Reverse

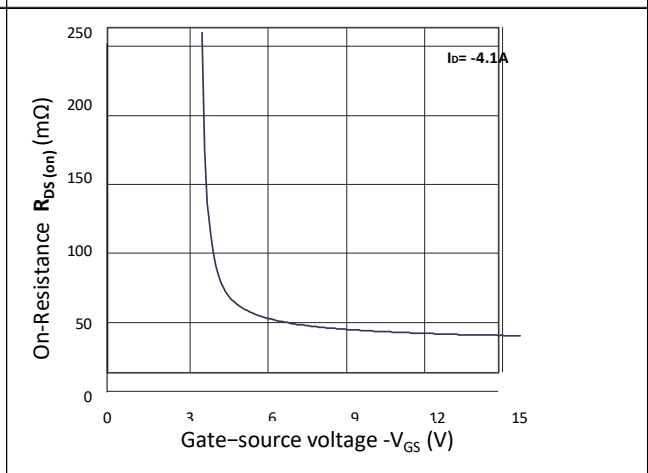


Figure 4. $R_{DS(on)}$ vs. V_{GS}

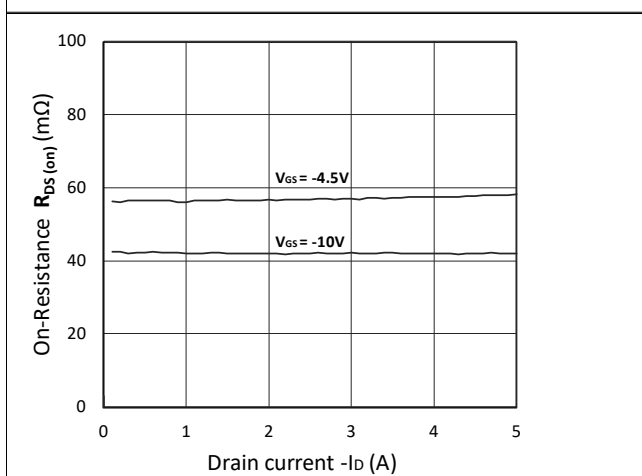


Figure 5. $R_{DS(on)}$ vs. I_D

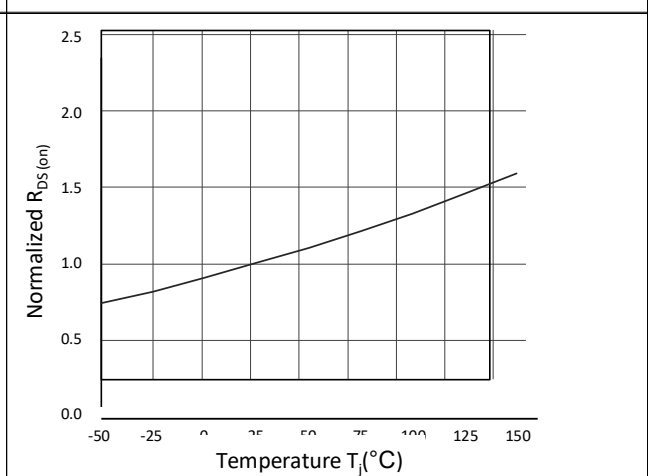


Figure 6. Normalized $R_{DS(on)}$ vs. Temperature

TM3407MI

P-Channel Enhancement Mosfet

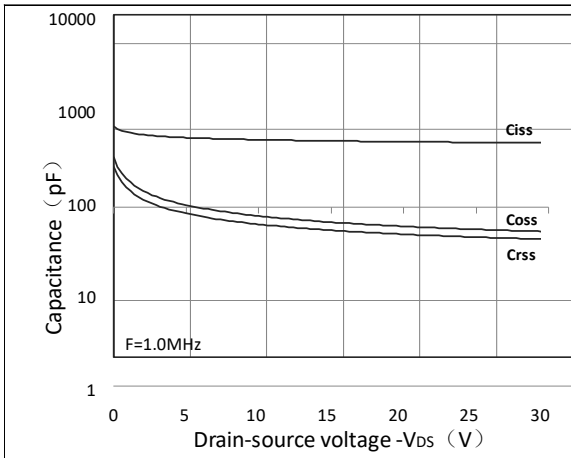


Figure 7. Capacitance Characteristics

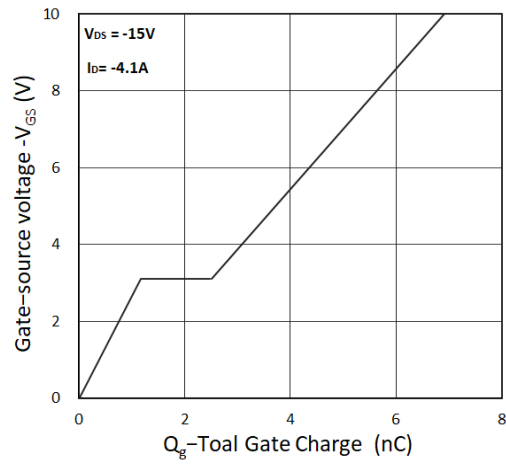
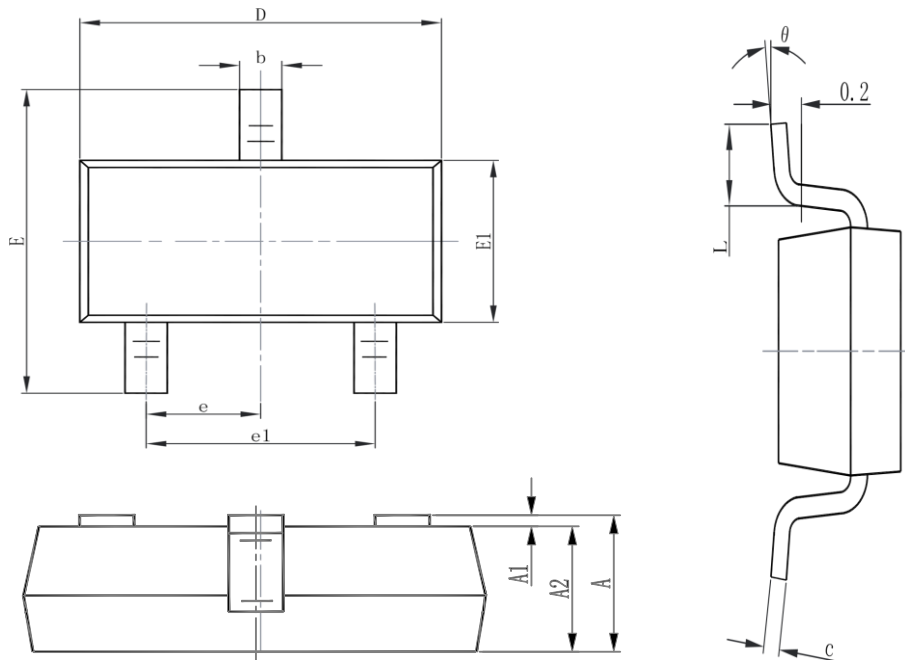


Figure 8. Gate Charge Characteristics

Package Mechanical Data:SOT-23-3L



Symbol	Dimensions In Millimeters		Dimensions In Inches	
	Min.	Max.	Min.	Max.
A	1.050	1.250	0.041	0.049
A1	0.000	0.100	0.000	0.004
A2	1.050	1.150	0.041	0.045
b	0.300	0.500	0.012	0.020
c	0.100	0.200	0.004	0.008
D	2.820	3.020	0.111	0.119
E1	1.500	1.700	0.059	0.067
E	2.650	2.950	0.104	0.116
e	0.950(BSC)		0.037(BSC)	
e1	1.800	2.000	0.071	0.079
L	0.300	0.600	0.012	0.024
θ	0°	8°	0°	8°

X-ON Electronics

Largest Supplier of Electrical and Electronic Components

Click to view similar products for [MOSFET](#) category:

Click to view products by [Tritech-MOS](#) manufacturer:

Other Similar products are found below :

[IRFD120](#) [JANTX2N5237](#) [BUK455-60A/B](#) [MIC4420CM-TR](#) [VN1206L](#) [NDP4060](#) [SI4482DY](#) [IPS70R2K0CEAKMA1](#) [SQD23N06-31L-GE3](#)
[TK16J60W,S1VQ\(O](#) [2SK2614\(TE16L1,Q\)](#) [DMN1017UCP3-7](#) [DMN1053UCP4-7](#) [SQJ469EP-T1-GE3](#) [NTE2384](#) [DMC2700UDMQ-7](#)
[DMN2080UCB4-7](#) [DMN61D9UWQ-13](#) [US6M2GTR](#) [DMN31D5UDJ-7](#) [DMP22D4UFO-7B](#) [DMN1006UCA6-7](#) [DMN16M9UCA6-7](#)
[STF5N65M6](#) [IRF40H233XTMA1](#) [STU5N65M6](#) [DMN6022SSD-13](#) [DMN13M9UCA6-7](#) [DMTH10H4M6SPS-13](#) [DMN2990UFB-7B](#)
[IPB80P04P405ATMA2](#) [2N7002W-G](#) [MCAC30N06Y-TP](#) [MCQ7328-TP](#) [NTMC083NP10M5L](#) [BXP7N65D](#) [BXP4N65F](#) [AOL1454G](#)
[WMJ80N60C4](#) [BXP2N20L](#) [BXP2N65D](#) [BXT1150N10J](#) [BXT1700P06M](#) [TSM60NB380CP](#) [ROG](#) [RQ7L055BGTGR](#) [DMNH15H110SK3-13](#)
[SLF10N65ABV2](#) [BSO203SP](#) [BSO211P](#) [IPA60R230P6](#)