

TMN10003MI

N-Channel Enhancement Mosfet

General Description

- Low $R_{DS(ON)}$
- RoHS and Halogen-Free Compliant

Applications

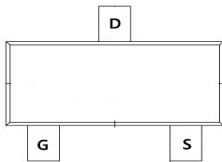
- Load switch
- PWM

General Features

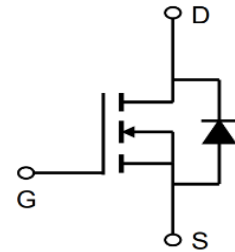
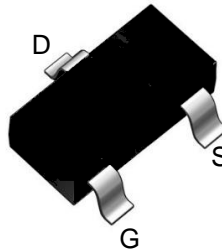
$V_{DS} = 100V$ $I_D = 3.0A$

$R_{DS(ON)} = 200m\Omega$ (typ.)@ $V_{GS}=10V$

100% UIS Tested
 100% R_g Tested



MI:SOT-23-3L



Marking: 3N10 OR 1002

Absolute Maximum Ratings (TC=25°C unless otherwise specified)

Symbol	Parameter	Rating	Units
V_{DS}	Drain-Source Voltage	100	V
V_{GS}	Gate-Source Voltage	± 20	V
$I_D @ T_A=25^\circ C$	Continuous Drain Current, $V_{GS} @ 10V^1$	3	A
$I_D @ T_A=70^\circ C$	Continuous Drain Current, $V_{GS} @ 10V^1$	1.2	A
I_{DM}	Pulsed Drain Current ²	5	A
$P_D @ T_A=25^\circ C$	Total Power Dissipation ³	1	W
T_{STG}	Storage Temperature Range	-55 to 150	°C
T_J	Operating Junction Temperature Range	-55 to 150	°C

Thermal Data

Symbol	Parameter	Typ.	Max.	Unit
$R_{\theta JA}$	Thermal Resistance Junction-ambient ¹	---	125	°C/W
$R_{\theta JC}$	Thermal Resistance Junction-Case ¹	---	80	°C/W

Electrical Characteristics (T_J=25°C unless otherwise specified)

Parameter	Symbol	Test Condition	Min.	Typ.	Max.	Unit
Static Characteristics						
Drain-Source Breakdown Voltage	V _{(BR)DSS}	V _{GS} = 0 V, I _D = 250μA	100	-	-	V
Gate Leakage Current	I _{GSS}	V _{GS} = ±20V, V _{DS} = 0V	-	-	±100	nA
Drain Cut-off Current	I _{DSS}	V _{DS} = 100V, V _{GS} = 0V	-	-	1	μA
Gate Threshold Voltage	V _{GS(th)}	V _{GS} = V _{DS} , I _D = 250μA	1.1	1.5	2.5	V
Drain-Source on-state Resistance ³	R _{DS(on)}	V _{GS} = 10V, I _D = 2A	-	200	230	mΩ
		V _{GS} = 4.5V, I _D = 1.5A	-	220	280	
Dynamic Characteristics⁴						
Input Capacitance	C _{iss}	V _{GS} = 0V, V _{DS} = 50V, f = 1MHz	-	440	-	pF
Output Capacitance	C _{oss}		-	14	-	
Reverse Transfer Capacitance	C _{rss}		-	10	-	
Switching Characteristics⁴						
Total gate charge	Q _g	V _{GS} = 10V, V _{DS} = 50V, I _D = 2A	-	5.3	-	nC
Gate-source charge	Q _{gs}		-	1.4	-	
Gate-drain charge	Q _{gd}		-	1.8	-	
Turn-on Time	t _{d(on)}	V _{GS} = 10V, V _{DD} = 50V, R _G = 1Ω, I _D = 2A	-	14	-	ns
Rise time	t _r		-	54	-	
Turn-off Time	t _{d(off)}		-	18	-	
Fall time	t _f		-	11	-	
Source-Drain Diode characteristics						
Body Diode Voltage ³	V _{SD}	I _S = 1A, V _{GS} = 0V	-	-	1.2	V
Continuous Source Current	I _S		-	-	3.0	A

Notes:

1. Repetitive rating, pulse width limited by junction temperature T_{J(MAX)}=150°C.
2. The data tested by surface mounted on a 1 inch2 FR-4 board with 2OZ copper, The value in any given application depends on the user's specific board design.
3. Pulse Test: Pulse width≤300μs, duty cycle≤2%.
4. This value is guaranteed by design hence it is not included in the production test.

TMN10003MI

N-Channel Enhancement Mosfet

Typical Characteristics

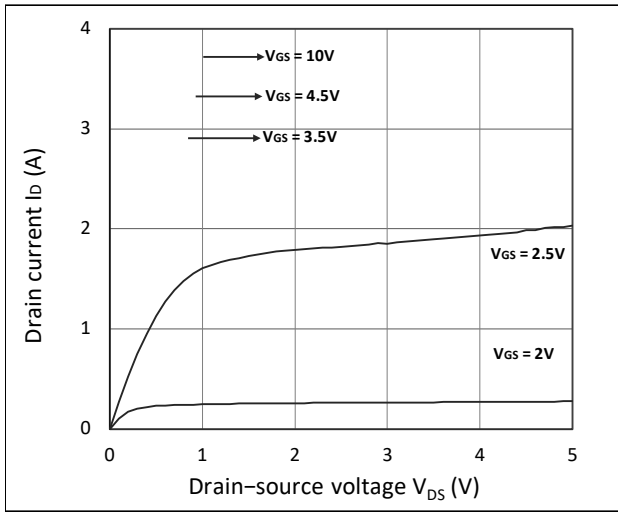


Figure 1. Output Characteristics

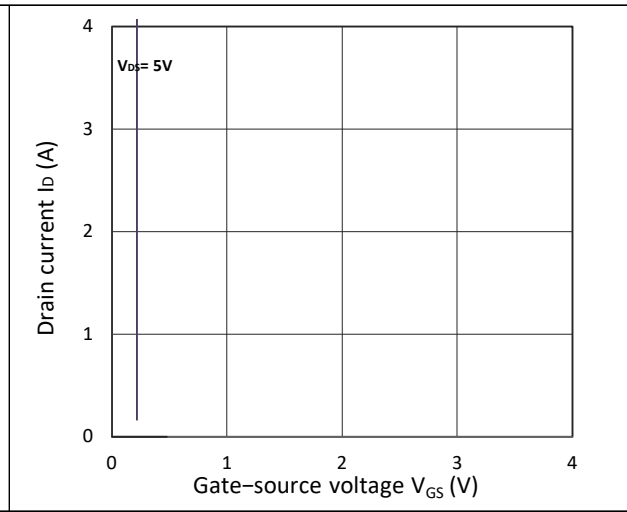


Figure 2. Transfer Characteristics

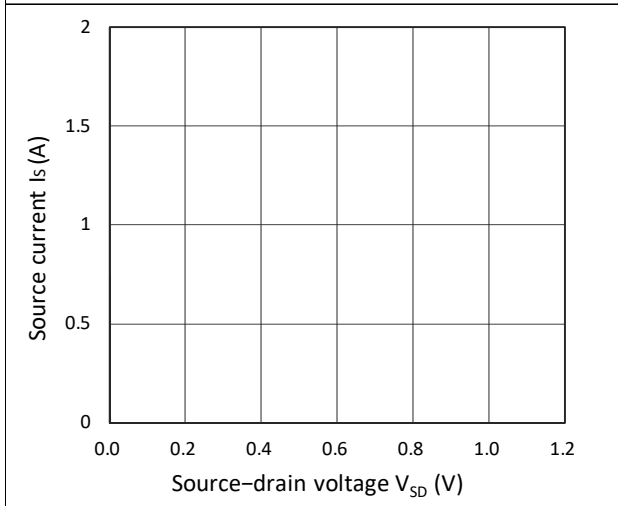


Figure 3. Forward Characteristics of Reverse

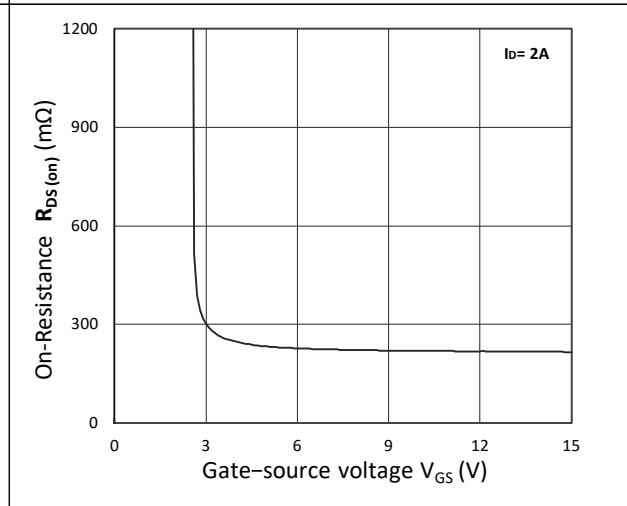


Figure 4. $R_{DS(on)}$ vs. V_{GS}

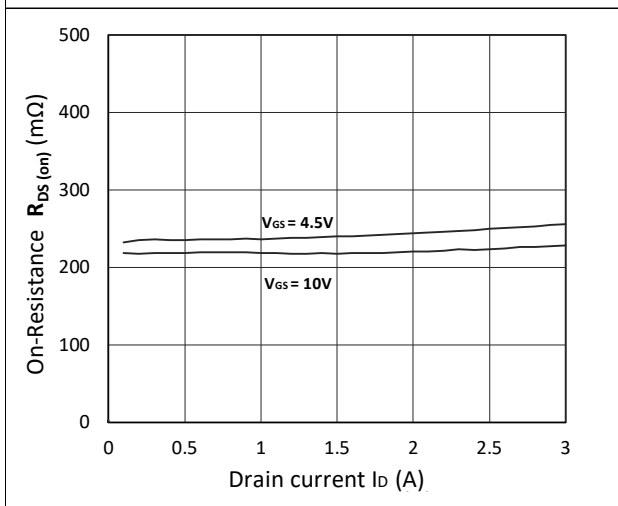


Figure 5. $R_{DS(on)}$ vs. I_D

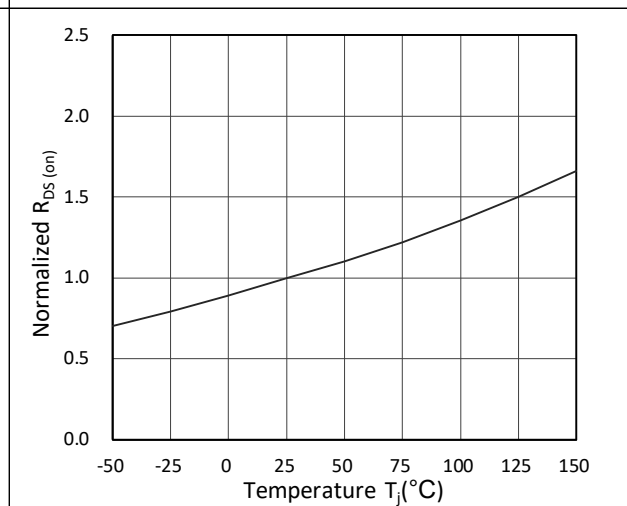


Figure 6. Normalized $R_{DS(on)}$ vs. Temperature

TMN10003MI

N-Channel Enhancement Mosfet

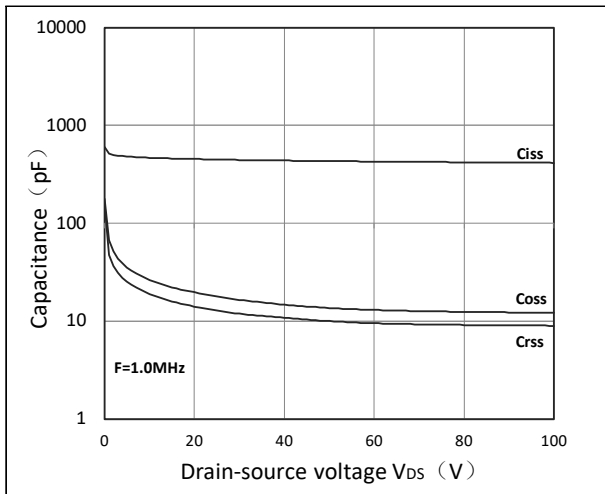


Figure 7. Capacitance Characteristics

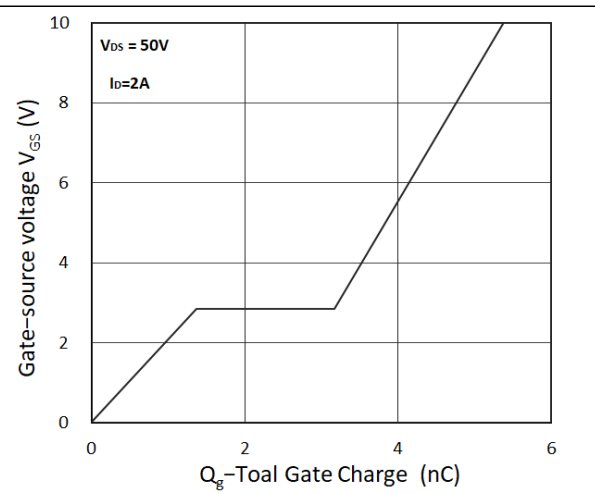
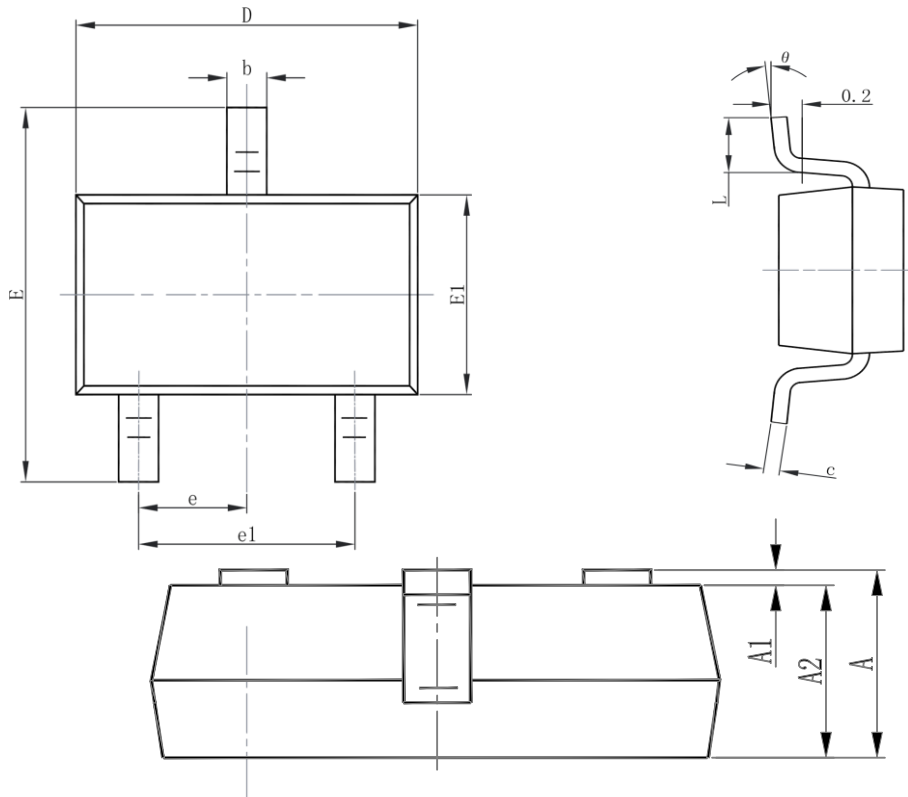


Figure 8. Gate Charge Characteristics

Package Information:SOT-23-3L



Symbol	Dimensions In Millimeters		Dimensions In Inches	
	Min.	Max.	Min.	Max.
A	1.050	1.250	0.041	0.049
A1	0.000	0.100	0.000	0.004
A2	1.050	1.150	0.041	0.045
b	0.300	0.500	0.012	0.020
c	0.100	0.200	0.004	0.008
D	2.820	3.020	0.111	0.119
E1	1.500	1.700	0.059	0.067
E	2.650	2.950	0.104	0.116
e	0.950(BSC)		0.037(BSC)	
e1	1.800	2.000	0.071	0.079
L	0.300	0.600	0.012	0.024
θ	0°	8°	0°	8°

X-ON Electronics

Largest Supplier of Electrical and Electronic Components

Click to view similar products for [MOSFET](#) category:

Click to view products by [Tritech-MOS](#) manufacturer:

Other Similar products are found below :

[IRFD120](#) [JANTX2N5237](#) [BUK455-60A/B](#) [MIC4420CM-TR](#) [VN1206L](#) [NDP4060](#) [SI4482DY](#) [IPS70R2K0CEAKMA1](#) [SQD23N06-31L-GE3](#)
[TK16J60W,S1VQ\(O](#) [2SK2614\(TE16L1,Q\)](#) [DMN1017UCP3-7](#) [DMN1053UCP4-7](#) [SQJ469EP-T1-GE3](#) [NTE2384](#) [DMC2700UDMQ-7](#)
[DMN2080UCB4-7](#) [DMN61D9UWQ-13](#) [US6M2GTR](#) [DMN31D5UDJ-7](#) [DMP22D4UFO-7B](#) [DMN1006UCA6-7](#) [DMN16M9UCA6-7](#)
[STF5N65M6](#) [IRF40H233XTMA1](#) [STU5N65M6](#) [DMN6022SSD-13](#) [DMN13M9UCA6-7](#) [DMTH10H4M6SPS-13](#) [DMN2990UFB-7B](#)
[IPB80P04P405ATMA2](#) [2N7002W-G](#) [MCAC30N06Y-TP](#) [MCQ7328-TP](#) [BXP7N65D](#) [BXP4N65F](#) [AOL1454G](#) [WMJ80N60C4](#) [BXP2N20L](#)
[BXP2N65D](#) [BXT1150N10J](#) [BXT1700P06M](#) [TSM60NB380CP](#) [ROG](#) [RQ7L055BGTCR](#) [DMNH15H110SK3-13](#) [SLF10N65ABV2](#)
[BSO203SP](#) [BSO211P](#) [IPA60R230P6](#) [IPA60R460CE](#)