

ELECTRICAL CHARACTERISTICS (T_{case} = 25°C unless otherwise stated)

Parameter	Test Conditions	Min.	Typ.	Max.	Unit
B _V DSS Drain–Source Breakdown Voltage	V _{GS} = 0 I _D = 10mA	65			V
I _D DSS Zero Gate Voltage Drain Current	V _{DS} = 28V V _{GS} = 0			2	mA
I _G SS Gate Leakage Current	V _{GS} = 20V V _{DS} = 0			1	μA
V _{GS(th)} Gate Threshold Voltage*	I _D = 10mA V _{DS} = V _{GS}	1		7	V
g _{fs} Forward Transconductance*	V _{DS} = 10V I _D = 0.4A	0.36			S
G _{PS} Common Source Power Gain	P _O = 5W	13			dB
η Drain Efficiency	V _{DS} = 28V I _{DQ} = 0.2A	40			%
VSWR Load Mismatch Tolerance	f = 1GHz	20:1			—
C _{iss} Input Capacitance	V _{DS} = 0 V _{GS} = -5V f = 1MHz			24	pF
C _{oss} Output Capacitance	V _{DS} = 28V V _{GS} = 0 f = 1MHz			12	pF
C _{rss} Reverse Transfer Capacitance	V _{DS} = 28V V _{GS} = 0 f = 1MHz			1	pF

* Pulse Test: Pulse Duration = 300 μs , Duty Cycle ≤ 2%

HAZARDOUS MATERIAL WARNING

The ceramic portion of the device between leads and metal flange is beryllium oxide. Beryllium oxide dust is highly toxic and care must be taken during handling and mounting to avoid damage to this area.

THESE DEVICES MUST NEVER BE THROWN AWAY WITH GENERAL INDUSTRIAL OR DOMESTIC WASTE.

THERMAL DATA

R _{THj-case}	Thermal Resistance Junction – Case	Max. 6.0°C / W
-----------------------	------------------------------------	----------------

Semelab Plc reserves the right to change test conditions, parameter limits and package dimensions without notice. Information furnished by Semelab is believed to be both accurate and reliable at the time of going to press. However Semelab assumes no responsibility for any errors or omissions discovered in its use. Semelab encourages customers to verify that datasheets are current before placing orders.

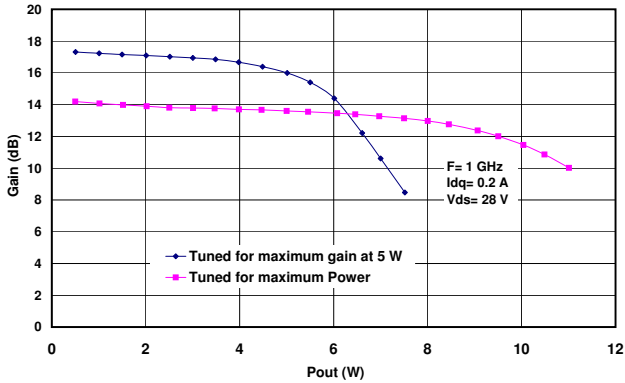


Figure 1
Gain vs. Output Power.

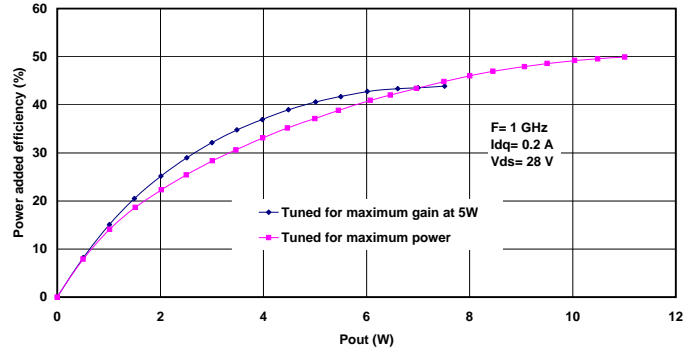


Figure 2
Power added efficiency vs. Output Power

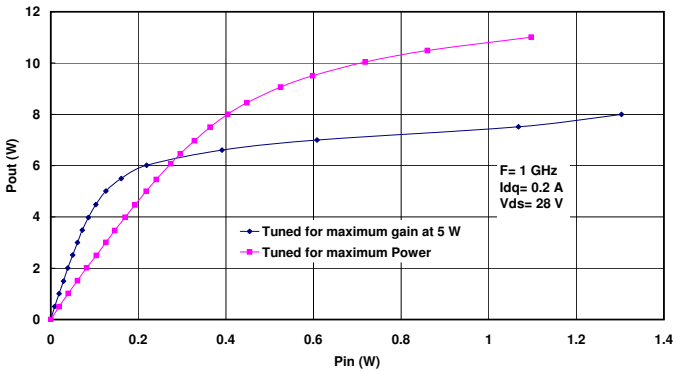


Figure 3
Output Power vs. Input Power.

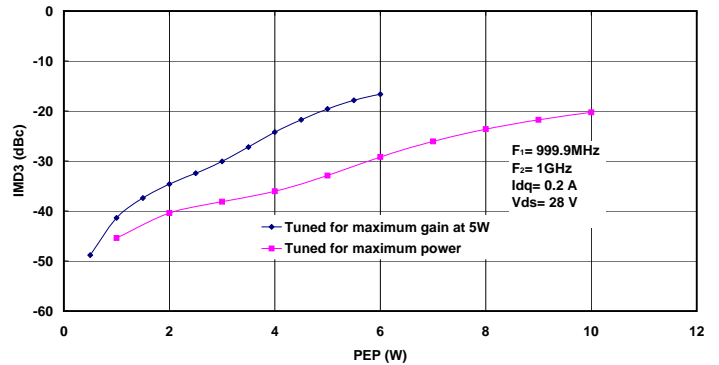


Figure 4
IMD 3 vs. PEP

Typical S Parameters

! $V_{DS} = 12.5V, I_{DQ} = 0.4A$
MHz S M A R 50

!Freq !MHz	S11 mag	ang	S21 mag	ang	S12 mag	ang	S22 mag	ang
100	0.845	-91	22.155	117	0.02225	32	0.755	-57
200	0.791	-126	12.621	89	0.02216	10	0.664	-83
300	0.798	-142	8.217	72	0.01672	4	0.684	-100
400	0.820	-151	5.795	60	0.01048	17	0.728	-112
500	0.843	-158	4.300	50	0.00919	65	0.772	-123
600	0.864	-164	3.310	42	0.01567	93	0.809	-131
700	0.880	-169	2.623	35	0.02463	99	0.840	-138
800	0.893	-173	2.128	30	0.03420	100	0.864	-144
900	0.904	-177	1.761	25	0.04399	98	0.883	-149
1000	0.912	179	1.483	21	0.05390	96	0.898	-153

Semelab Plc reserves the right to change test conditions, parameter limits and package dimensions without notice. Information furnished by Semelab is believed to be both accurate and reliable at the time of going to press. However Semelab assumes no responsibility for any errors or omissions discovered in its use. Semelab encourages customers to verify that datasheets are current before placing orders.

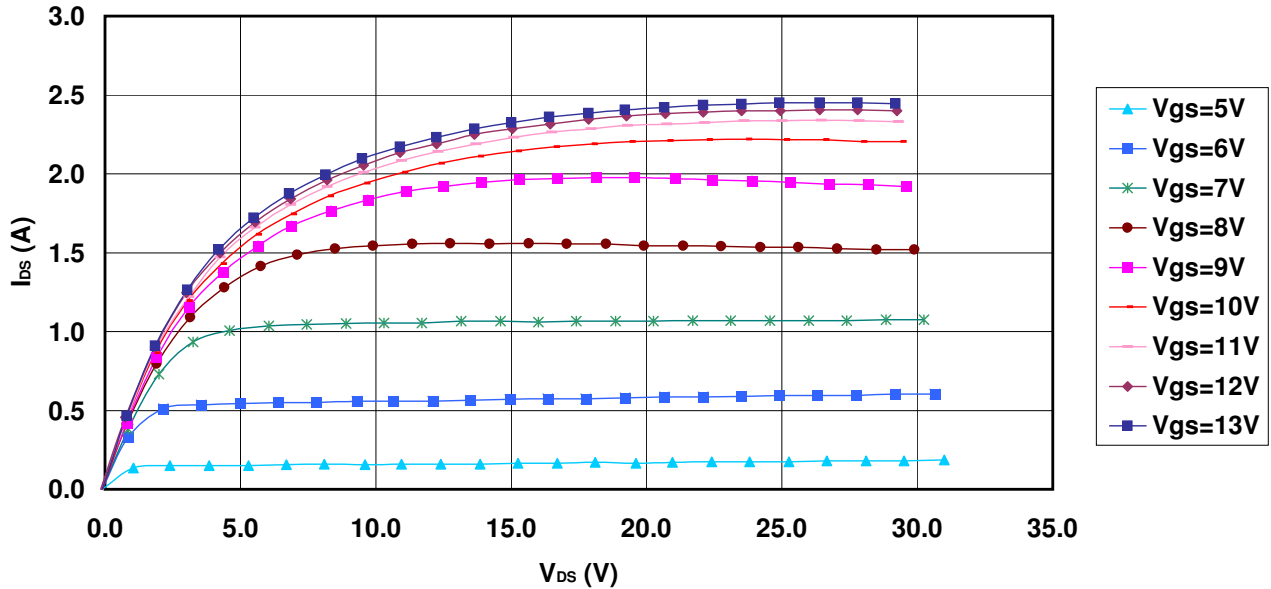


Figure 5 – Typical IV Characteristics.

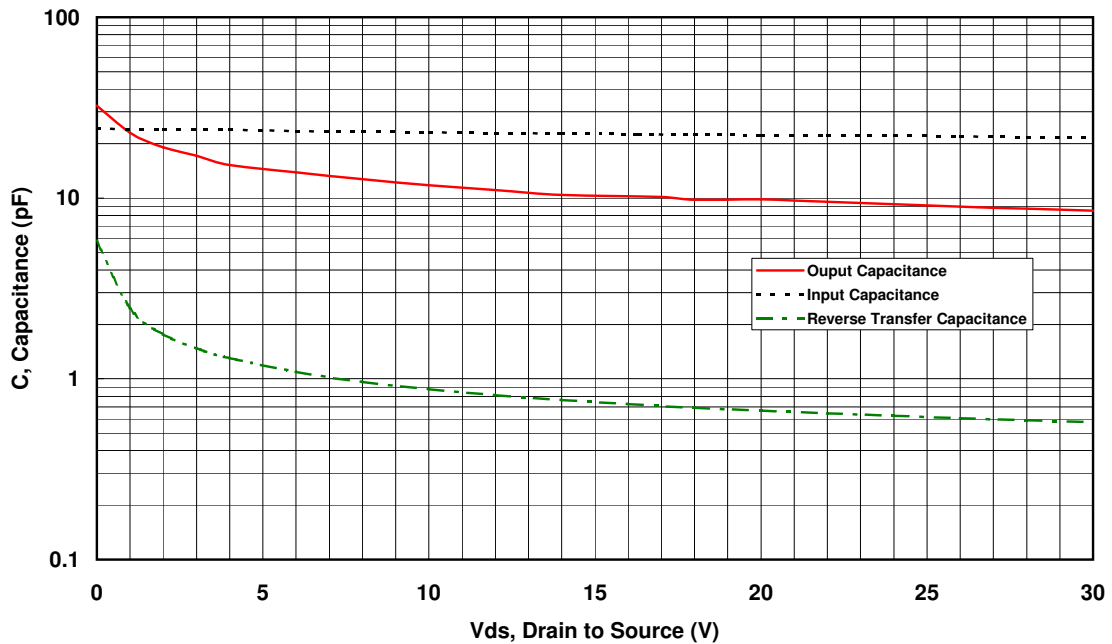
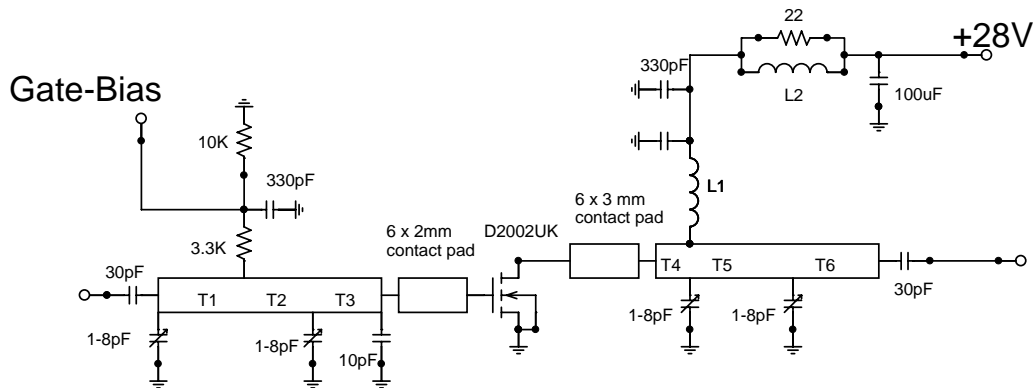


Figure 6 – Typical CV Characteristics.

Semelab Plc reserves the right to change test conditions, parameter limits and package dimensions without notice. Information furnished by Semelab is believed to be both accurate and reliable at the time of going to press. However Semelab assumes no responsibility for any errors or omissions discovered in its use. Semelab encourages customers to verify that datasheets are current before placing orders.



D2002UK 1GHz TEST FIXTURE

Substrate 0.8mm PTFE/glass, $\epsilon_r=2.5$

All microstrip lines $W=2.2\text{mm}$

T1 28mm

T2 12mm

T3 9mm

T4 5mm

T5 23 mm

T6 17mm

L1 7.5 turns 0.5mm dia enamelled copper wire, 3mm i.d.

L2 1.5 turns 0.5mm enamelled copper wire on ferrite core

X-ON Electronics

Largest Supplier of Electrical and Electronic Components

Click to view similar products for [RF MOSFET Transistors](#) category:

Click to view products by [TT Electronics](#) manufacturer:

Other Similar products are found below :

[MRF492](#) [MRFE8VP8600HR5](#) [ARF1511](#) [ARF465BG](#) [BF 2030 E6814](#) [BLF861A](#) [DU1215S](#) [DU28200M](#) [UF28100M](#) [DU2820S](#)
[MHT1008NT1](#) [MMRF1014NT1](#) [MRF426](#) [ARF468AG](#) [ARF468BG](#) [MAPHST0045](#) [MRFE6VP61K25NR6](#) [DU2860U](#) [VRF152GMP](#)
[MRFE6VP5300NR1](#) [BF2040E6814HTSA1](#) [MRFE6VP5150GNR1](#) [LET9060S](#) [MRF136Y](#) [BF999E6327HTSA1](#) [SD2931-12MR](#)
[BF998E6327HTSA1](#) [AFV10700HR5](#) [MRF141](#) [MRF171](#) [MRF172](#) [MRF174](#) [QPD1020SR](#) [BF 1005S E6327](#) [MRF134](#) [MRF136](#) [MRF137](#)
[MRF141G](#) [MRF151A](#) [MRF151G](#) [MRF157](#) [MRF158](#) [MRF160](#) [MRF171A](#) [MRF177](#) [UF2840G](#) [TGF3021-SM](#) [ARF1510](#) [ARF448BG](#)
[ARF449AG](#)