

Shielded Low Profile Surface Mount Inductors

MODEL HM73

Features

- Operating Temperature Range -40°C to +155°C
- Temperature Rise, Maximum 50°C
- Operating Frequency Up to 400kHz
(For HM73-SXXXXLF models Up to 800kHz)
- RoHS Compliant



Specifications @ 25°C

Part Number	Inductance 100 kHz 0.1V		I _{rated} ⁽¹⁾ Rated Current Amps	Heating ⁽²⁾ Current Amps	I _{sat} ⁽³⁾ Saturation Current Amps	DC Resistance		Height Inch/mm Max.	Figure
	@ 0 Adc μH ± 20%	@ I _{rated} μH Typ.				mΩ Typ.	mΩ Max.		
HM73-10R10LF	0.10	0.09	22.0	26.7	38.0	1.40	1.65	.138/3.50	2
HM73-10R10LLF	0.10	0.09	22.0	28.0	38.0	1.20	1.40	.124/3.15	1
HM73-10R20LF	0.22	0.20	17.0	23.0	23.0	1.80	2.10	.138/3.50	2
HM73-10R20LLF	0.22	0.20	17.0	23.0	23.0	1.80	2.10	.124/3.15	1
HM73-10R47LF	0.47	0.42	15.0	19.2	23.0	2.70	3.16	.158/4.00	1
HM73-10R68LF	0.68	0.64	12.0	14.9	28.0	4.50	5.20	.158/4.00	1
HM73-10I1R0LF	1.00	1.00	8.5	14.9	15.0	5.20	7.00	.158/4.00	1
HM73-10I1R0LLF	1.00	0.90	6.0	10.9	18.0	8.40	9.20	.126/3.20	1
HM73-10I1R5LF	1.50	1.30	6.5	12.7	11.0	6.20	8.30	.177/4.50	1
HM73-10I2R0LF	2.00	1.70	8.0	11.8	11.0	7.20	8.30	.177/4.50	1
HM73-10I6R0LF	6.00	5.00	4.8	6.0	4.8	26.00	30.00	.197/5.00	1
HM73-10I6R4LF	6.40	5.80	3.5	6.0	6.0	26.00	30.00	.197/5.00	1
HM73-12R68LF	0.68	0.60	16.0	20.0	30.0	2.70	3.20	.197/5.00	1
HM73-S12I1R0LF	1.00	0.80	10.0	12.0	12.0	3.50	4.00	.177/4.50	1
HM73-S12I1R8LF	1.80	1.40	6.0	8.0	7.0	7.00	7.30	.177/4.50	1
HM73-15R10LF	0.108	0.103	30.0	40.8	51.0	0.60	0.70	.185/4.70	1
HM73-15R20LF	0.20	0.17	21.0	35.3	40.0	0.80	0.90	.158/4.00	1
HM73-15R47LF	0.47	0.42	17.0	26.7	35.0	1.40	1.55	.158/4.00	1
HM73-15R70LF	0.70	0.65	16.0	27.7	30.0	1.30	1.50	.220/5.60	1
HM73-15I1R0LF	1.00	0.95	10.0	22.0	34.0	2.00	2.20	.220/5.60	1
HM73-15I1R2LF	1.20	1.07	14.0	23.0	23.0	2.00	2.30	.232/5.90	1
HM73-15I1R5LF	1.50	1.33	10.0	22.9	25.0	1.90	2.20	.216/5.50	1
HM73-S15I2R1LF	2.10	1.68	11.0	12.0	16.0	6.50	7.80	.177/4.50	1
HM73-15I2R2LF	2.20	2.10	8.0	16.1	13.0	3.85	4.60	.216/5.50	1
HM73-15I2R4LF	2.40	1.92	15.0	17.0	20.0	3.35	4.00	.224/5.70	1
HM73-15I3R3LF	3.30	3.00	10.0	16.0	18.0	4.50	5.00	.287/7.30	1
HM73-15I4R7LF	4.70	3.50	10.0	15.6	16.0	4.80	5.30	.288/7.30	1
HM73-20I1R0LF	1.00	0.91	16.0	18.8	32.0	2.80	3.30	.177/4.50	1
HM73-20I1R5LF	1.50	1.43	13.0	16.4	22.0	3.70	4.40	.177/4.50	1
HM73-30R60LF	0.60	0.54	27.0	30.1	40.0	1.10	1.40	.216/5.50	1
HM73-30I1R0LF	1.00	0.89	23.0	25.8	34.0	1.50	1.85	.216/5.50	1
HM73-30I1R5LF	1.50	1.25	18.0	16.0	30.0	1.90	2.30	.216/5.50	1
HM73-30I2R2LF	2.20	2.00	12.0	15.0	24.0	4.40	5.10	.216/5.50	1
HM73-30I3R9LF	3.90	3.60	10.0	13.7	18.0	5.70	7.20	.216/5.50	1
HM73-30I4R6LF	4.60	4.10	9.0	12.4	14.0	6.50	8.30	.216/5.50	1
HM73-31I6R4LF	6.40	5.65	6.5	7.8	16.0	16.60	25.00	.197/5.00	2
HM73-31I8R2LF	8.20	7.72	5.6	7.3	16.0	18.80	26.00	.197/5.00	2
HM73-31I100LF	10.0	8.90	6.0	6.9	10.0	20.80	26.00	.197/5.00	2
HM73-40R15LF	0.15	0.13	40.0	44.7	80.0	0.50	0.55	.256/6.50	1
HM73-40R30LF	0.30	0.27	40.0	40.8	73.0	0.60	0.75	.256/6.50	1
HM73-40R40LF	0.40	0.37	40.0	40.0	61.0	0.65	1.00	.256/6.50	1

General Note

TT Electronics reserves the right to make changes in product specification without notice or liability.
All information is subject to TT Electronics' own data and is considered accurate at time of going to print.

MODEL HM73

Specifications @ 25°C (continued)

Part Number	Inductance 100 kHz 0.1V		I _{rated} ⁽¹⁾ Rated Current Amps	Heating ⁽²⁾ Current Amps	I _{sat} ⁽³⁾ Saturation Current Amps	DC Resistance		Height C Inch/mm Max.	Figure
	@ 0 Adc μH ± 20%	@ I _{rated} μH Typ.				mΩ Typ.	mΩ Max.		
HM73-40R50LF	0.50	0.46	40.0	40.0	49.0	0.80	1.00	.256/6.50	1
HM73-40R90LF	0.90	0.80	25.0	28.8	40.0	1.20	1.40	.256/6.50	1
HM73-40R2LF	2.20	1.90	15.0	20.8	27.0	2.30	2.60	.256/6.50	1
HM73-40R3LF	3.00	2.40	17.0	19.0	23.0	3.90	4.70	.256/6.50	1
HM73-40R3LF	3.30	2.64	17.0	21.0	24.0	3.30	4.20	.276/7.00	1
HM73-50R91LF	9.10	7.40	8.0	10.5	15.0	9.10	10.80	.295/7.50	1
HM73-50R10LF	10.0	8.00	8.0	10.2	15.0	9.60	11.40	.295/7.50	1
HM73-50R12LF	12.0	10.59	7.0	8.7	13.0	13.00	15.00	.295/7.50	1
HM73-50R14LF	14.0	12.00	5.5	9.5	10.0	11.00	13.20	.335/8.50	1
HM73-50R15LF	15.5	13.00	5.0	9.9	10.0	15.00	18.20	.315/8.00	1
HM73-50R20LF	20.9	17.00	4.5	8.0	8.0	16.00	19.00	.335/8.50	1
HM73-50R26LF	26.5	22.50	4.6	7.0	8.8	21.00	25.20	.355/9.00	1
HM73-60R1LF	1.00	0.80	30.0	38.0	45.0	1.00	1.20	.287/7.30	1
HM73-60R2LF	2.02	1.62	20.0	28.0	28.0	1.85	2.22	.323/8.20	1

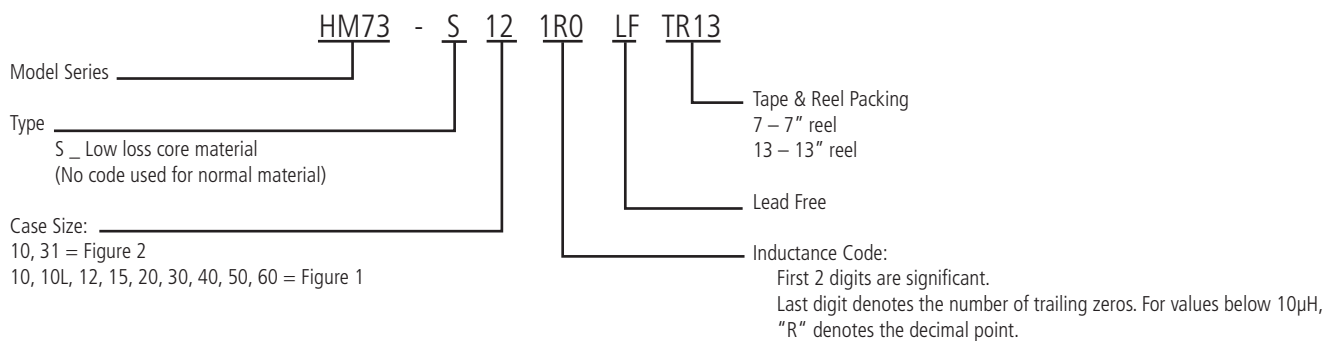
- Notes: (1) The rated current is the approximate current at which inductance will be decreased by 20% from its initial (zero DC) value.
 (2) The Heating Current is the DC current which causes the component temperature to increase by approximately 50°C. This current is determined by soldering the component on a typical application PCB, and then applying the current to the component for 30 minutes.
 (3) Isat is the saturation current at which inductance rolls off approximately 30% from its initial unbiased inductance value.
 (4) PC Board layout, proximity of other components, trace size and airflow will affect temperature rise and must be considered when selecting an inductor.

Packaging

	Embossed Tape and Reel
Standard:	(1) Case size 10, 10L & 12
	Reel: Diameter: 7" (177.8mm) 13" (330.2mm)
	Capacity: = 250 Units 1000 Units
	(2) Other case sizes
	Reel: Diameter: Case size 15, 20, 30, 31, 40, 50, 60 = 13" (330.2mm)
	Capacity: Case size 20, 30, 31, 40 * = 400 Units
	Case size 15 = 500 Units
	Case size 50, 60 = 250 Units

* Except for HM73-40R3LFTR13 which is 300 units per reel.

Ordering Information

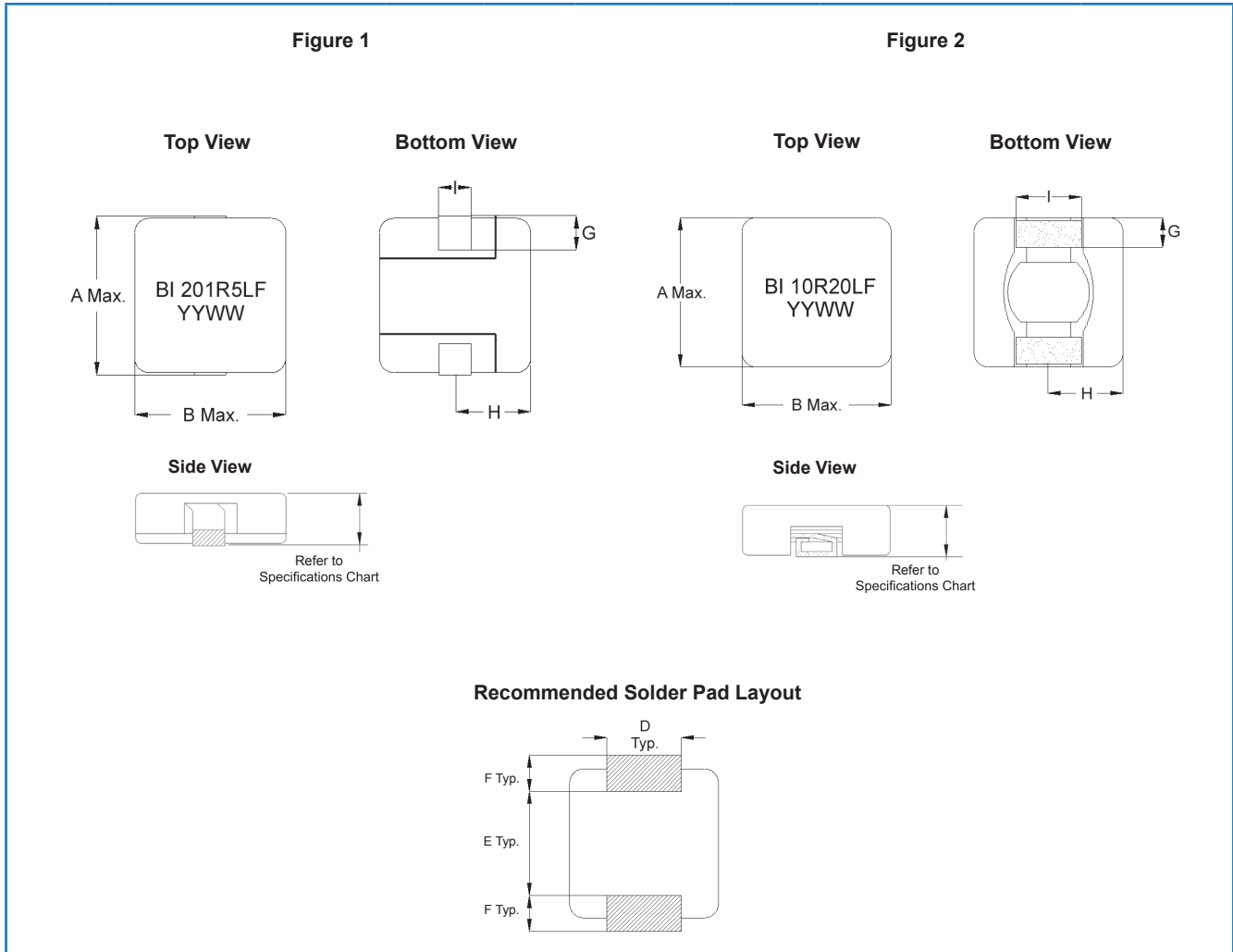


General Note

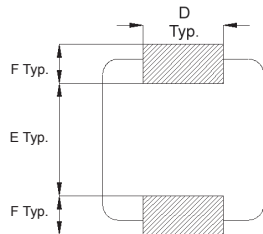
TT Electronics reserves the right to make changes in product specification without notice or liability. All information is subject to TT Electronics' own data and is considered accurate at time of going to print.

MODEL HM73

Outline Dimensions (Inch/mm)



Recommended Solder Pad Layout



Case size	Inductance Code	Fig.	A	B	D	E	F	G	H	I
10	All Models	2	.295 7.50	.271 6.90	.138 3.50	.138 3.50	.098 2.50	.079 ± .020 2.0 ± 0.5	.126 ± .020 3.2 ± 0.5	.118 ± .020 3.0 ± 0.5
10 & 10L	All Models	1	.285 7.23	.265 6.73	.086 2.20	.098 2.50	.098 2.50	.079 ± .020 2.0 ± 0.5	.126 ± .020 3.2 ± 0.5	.053 ± .020 1.35 ± 0.5
12	All Models	1	.295 7.50	.265 6.73	.086 2.20	.098 2.50	.098 2.50	.079 ± .020 2.0 ± 0.5	.126 ± .020 3.2 ± 0.5	.053 ± .020 1.35 ± 0.5
15	All Models	1	.461 11.70	.413 10.50	.098 2.50	.177 4.50	.142 3.60	.09 ± .020 2.3 ± 0.5	.197 ± .020 5.0 ± 0.5	.079 ± .020 2.0 ± 0.5
20	All Models	1	.531 13.5	.512 13.0	.158 4.00	.236 6.00	.158 4.00	.118 ± .020 3.0 ± 0.5	.240 ± .020 6.1 ± 0.5	.091 ± .020 2.3 ± 0.5
30	All Models	1	.552 14.0	.512 13.0	.158 4.00	.236 6.00	.167 4.25	.118 ± .020 3.0 ± 0.5	.240 ± .020 6.1 ± 0.5	.091 ± .020 2.3 ± 0.5
31	All Models	2	.512 13.0	.512 13.0	.295 7.50	.236 6.00	.177 4.50	.118 ± .020 3.0 ± 0.5	.240 ± .020 6.1 ± 0.5	.217 ± .020 5.5 ± 0.5
40	R15, R40 & 3R3	1	.575 14.6	.512 13.0	.158 4.00	.236 6.00	.177 4.50	.118 ± .020 3.0 ± 0.5	.240 ± .020 6.1 ± 0.5	.091 ± .020 2.3 ± 0.5
	R30, R50 R90, 2R2 & 3R0	1	.556 14.1	.512 13.0	.158 4.00	.236 6.00	.167 4.25	.118 ± .020 3.0 ± 0.5	.240 ± .020 6.1 ± 0.5	.091 ± .020 2.3 ± 0.5
50	All Models	1	.531 13.5	.512 13.0	.158 4.00	.236 6.00	.158 4.00	.118 ± .020 3.0 ± 0.5	.240 ± .020 6.1 ± 0.5	.091 ± .020 2.3 ± 0.5
60	All Models	1	.591 15.0	.512 13.0	.165 4.20	.236 6.00	.197 5.00	.118 ± .020 3.0 ± 0.5	.250 ± .020 6.35 ± 0.5	.094 ± .020 2.4 ± 0.5

General Note

TT Electronics reserves the right to make changes in product specification without notice or liability.
All information is subject to TT Electronics' own data and is considered accurate at time of going to print.

X-ON Electronics

Largest Supplier of Electrical and Electronic Components

Click to view similar products for [Fixed Inductors](#) category:

Click to view products by [TT Electronics](#) manufacturer:

Other Similar products are found below :

[CR43NP-680KC](#) [CR54NP-820KC](#) [CR54NP-8R5MC](#) [CTX32CT-100](#) [70F224AI](#) [MGDQ4-00004-P](#) [MHL1ECTTP18NJ](#) [MHL1JCTTD12NJ](#)
[PE-51506NL](#) [PE-53601NL](#) [PE-53602NL](#) [PE-53630NL](#) [PE-53824SNLT](#) [PE-62892NL](#) [PE-92100NL](#) [PG0434.801NLT](#) [PG0936.113NLT](#)
[9310-16](#) [PM06-2N7](#) [PM06-39NJ](#) [A01TK](#) [1206CS-471XJ](#) [HC2-2R2TR](#) [HC2LP-R47-R](#) [HC3-2R2-R](#) [1206CS-151XG](#) [RCH664NP-140L](#)
[RCH664NP-4R7M](#) [RCH8011NP-221L](#) [RCP1317NP-332L](#) [RCP1317NP-391L](#) [RCR1010NP-470M](#) [RCR110DNP-331L](#) [DH2280-4R7M](#)
[DS1608C-106](#) [ASPI-4020HI-R10M-T](#) [B10TJ](#) [B82477P4333M](#) [B82498B3101J000](#) [B82498B3680J000](#) [ELJ-RE27NJF2](#) [1812CS-153XJ](#)
[1812CS-183XJ](#) [1812CS-223XJ](#) [1812LS-104XJ](#) [1812LS-105XJ](#) [1812LS-124XJ](#) [1812LS-154XJ](#) [1812LS-223XJ](#) [1812LS-224XJ](#)