


Low Value Current Sense Surface Mount Chip Resistors

LRCS / LVC Series

- 0402, 0603 and 0805 sizes
(larger sizes refer to our LRF Series)
- Resistance R020 (20mΩ) to 1R0 (1000mΩ)
- Designed for current sensing in power electronic systems
- RoHS compliant



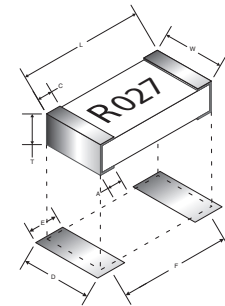
All parts are Pb-free and comply with EU Directive 2011/65/EU (RoHS2)

Electrical Data

		LRCS/LVC0402	LRCS/LVC0603	LRCS/LVC0805
Power rating @70°C	watts	0.063	0.1	0.125: R02 to <R10 0.25: R10 to 1R0
Resistance range	ohms	R05 to 1R0	R02 to 1R0	R02 to 1R0
Isolation voltage	volts	50V	100V	200V
TCR	ppm/°C	±400: R05 – R10 ±300: R101 – R50 ±200: R501 – 1R0	±600: R02 – R05 ±400: R051 – R10 ±300: R101 – R50 ±200: R501 – 1R0	±600: R02 – R05 ±400: R051 – R10 ±300: R101 – R50 ±200: R501 – 1R0
Resistance tolerance	%	1(F), 5(J)		
Standard values		E24 preferred		
Ambient temperature range	°C	-55 to +155		

Physical Data

Dimensions (mm) & weight (mg)									
	L	W	T	C	A	Weight	D	E	F
LRCS/LVC 0402	1 ±0.05	0.5 ±0.05	0.32 ±0.10	0.25 ±0.10	0.2 ±0.10	0.7	0.65	0.65	0.9
LRCS/LVC 0603	1.6 ±0.10	0.8 ±0.10	0.45 ±0.10	0.3 ±0.20	0.3 ±0.20	2.0	1	0.9	1.6
LRCS/LVC 0805	2 ±0.15	1.25 ±0.15	0.55 ±0.10	0.3 ±0.20	0.4 ±0.25	5.3	1.4	0.95	2



Construction

A resistor element is applied to an alumina substrate. The product is adjusted to value and protected. Marking is applied to 0603 and 0805 sizes. A wraparound conductor is applied to join the top and bottom sides. The terminations are electroplated with a Ni barrier layer prior to plating with a Sn finish.

Solvent Resistance

The body protection and marking are resistant to all normal industrial solvents suitable for printed circuits.

Flammability

The resistor will not burn or emit incandescent particles under any condition of applied temperature or overload.

Solderability

95% min coverage (MIL-STD 202F / 208H, 235C 2 secs)

General Note

TT Electronics reserves the right to make changes in product specification without notice or liability. All information is subject to TT Electronics' own data and is considered accurate at time of going to print.

LRCS / LVC Large Series

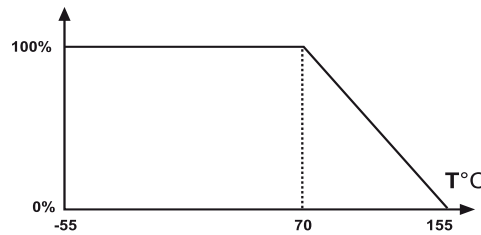
Marking

The LRCS0402 is not marked, the LRCS0603 is marked with 3 digits and LRCS0805 with 4 digits.
e.g. 100mΩ is marked as R10 (3digit) and R100 (4digit) and 35 mΩ is marked as 035 (3digit) or R035 (4digit)

Performance Data

		Maximum
Load at rated power (1000hrs cyclic load at 70°C)	ΔR%	±1% + 0.05Ω
De-rating from rated power at 70°C		See Graph
Short term overload (6.25 x rated power for 5s)	ΔR%	±0.5% + 0.05Ω ±1% + 0.05Ω(0.25W LRCS0805 rating)
Dry heat (96Hrs, no load, +155°C)	ΔR%	±0.5% + 0.05Ω
Temperature rapid change (-55 / +150°C, 100 cycles)	ΔR%	±0.5% + 0.05Ω
Damp heat steady state	ΔR%	±0.5% + 0.05Ω
Resistance to solder heat (260°C for 10s)	ΔR%	±0.5% + 0.05Ω
Low Temperature Operation	ΔR%	±0.5% + 0.05Ω
Insulation Resistance (100V, 60s)		>1000MΩ

Power de-rating graph



Packaging

The standard packing for LRCS parts is on 8mm wide paper tape wound on 178mm diameter reels.

Ordering Procedure

This product has two valid part numbers:

European (Welwyn) Part Number: LRCS0603-R027FT5 (0603, 27 milliohms ±1%, Pb-free)

L	R	C	S	0	6	0	3	-	R	0	2	7	F	T	5	
1		2		3			4		5							

1	2	3	4	5		
Type	Size	Value	Tolerance	Packing		
LRCS	0402	E24 = 3/4 characters	F = ±1%	Tape & reel		
	0603	R = ohms	J = ±5%	T10	0402	10,000/reel
	0805			T5	0603, 0805	5000/reel

USA (IRC) Part Number: LVC-LVC0603LF-R027-F (0603, 27 milliohms ±1%, Pb-free)

L	V	C	-	L	V	C	0	6	0	3	L	F	-	R	0	2	7	-	F
1		2		3			4		5			6							

1	2	3	4	5	6	Packing	
Family	Model	Size	Termination	Value	Tolerance		
LVC	LVC	0402	LF = Pb-free	E24 = 3/4 characters	F = ±1%	Tape & reel	
		0603		R = ohms	J = ±5%	0402	10,000/reel
		0805				0603, 0805	5000/reel

General Note

TT Electronics reserves the right to make changes in product specification without notice or liability.
All information is subject to TT Electronics' own data and is considered accurate at time of going to print.

X-ON Electronics

Largest Supplier of Electrical and Electronic Components

Click to view similar products for [Current Sense Resistors - SMD category:](#)

Click to view products by [TT Electronics manufacturer:](#)

Other Similar products are found below :

[CRL0603-FW-R700ELF](#) [65709-330JE](#) [PF2512FKF7W0R007L](#) [PR2512FKF7W0R003L](#) [PR2512FKF7W0R005L](#) [PF2512FKF7W0R006L](#)
[PF2512FKF7W0R033L](#) [CD2015FC-0.10-1%](#) [PR2512FKF7W0R004L](#) [RC1005F124CS](#) [RL73K3AR56JTDF](#) [RL7520WT-R001-F](#)
[RL7520WT-R009-G](#) [RL7520WT-R020-F](#) [RLP73N1ER43JTD](#) [LRC-LR2512LF-01-R820J](#) [WR06X104JGLJ](#) [TL2BR01F](#) [65709-330](#) [SP1R12J](#)
[RL7520WT-R039-G](#) [PF1206FRF7W0R02L](#) [RL7520WT-R002-F](#) [RL7520WT-R047-F](#) [KRL1632E-C-R200-F-T5](#) [KRL1632E-C-R200-F-T1](#)
[Y14880R02000B9R](#) [RLP73M1ER051FTDF](#) [RLP73M2AR051FTDF](#) [RLP73M2AR075FTDF](#) [RLP73K2A1R0FTDF](#) [RLP73M1JR051FTDF](#)
[RLP73N1JR47FTDF](#) [SR731ERTTP5R10F](#) [SR731ERTTP100J](#) [SR731ERTTP6R80F](#) [SR731ERTTP4R70F](#) [SR731ERTTP2R20F](#)
[SR731ERTTP3R90F](#) [SR731ERTTP1R00F](#) [SR731ERTTP10R0F](#) [SR731ERTTP2R00F](#) [SR731ERTTP8R20F](#) [SR731ERTTP3R9J](#)
[SR731ERTTP8R2J](#) [SR731ERTTP2R0J](#) [SR731ERTTP4R7J](#) [SR731ERTTP9R1J](#) [SR731ERTTP1R0J](#) [SR731ERTTP2R2J](#)