


Optically Coupled Isolator / High-Speed Optically Coupled Isolator

OPI150, OPI153, OPI155



Features:

- 50 kV electrical isolation
- Choice of phototransistor or photodarlington output
- High speed >5 MBd (OPI155)
- Hermetically sealed LED and photosensor
- Base contact lead for conventional transistor biasing
- TX and TXV process available (see Hi-Rel section)



Description:

Each **OPI150** and **OPI153** is an optically coupled isolator that contains an infrared emitting diode and a NPN silicon phototransistor (OPI150) or photodarlington (OPI153), each sealed in an individual hermetically sealed package. The diode and phototransistor or diode and photodarlington are then optically coupled by means of a light pipe and mounted in a high dielectric plastic housing. These devices are designed for applications that require very high isolation between input and output.

The **OPI155** is a high-speed optical coupled isolator that contains a high speed monolithic photo-IC comprised of a photodiode and a DC amplifier that drives an open collector output Schottky transistor. It is optically coupled by means of an internal light pipe. The LED and sensor are both in separate hermetically sealed packages that are then mounted in a high dielectric plastic housing. This device is designed for applications that require high speed and high voltage isolation between the input and output.

TX and TXV devices are available. Please contact your local representative or OPTEK for more information.

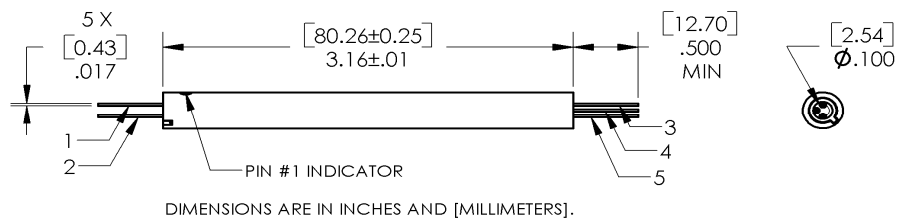
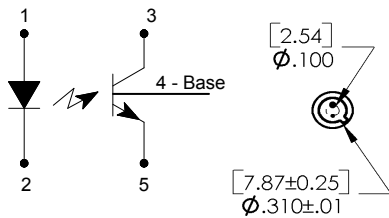
Applications:

- Requiring high voltage isolation between input and output
- Electrical isolation in dirty environments
- Industrial equipment
- Medical equipment
- Office equipment

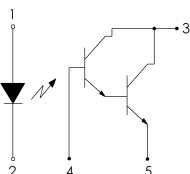
Ordering Information

Part Number	LED Peak Wavelength	Sensor	Isolation Voltage (,000)	CTR Min / Max	I _F (mA) Typ / Max	V _{CE} (Volts) Max	Lead Length / Spacing
OPI150	890 nm	Transistor	50	10 / NA	16 / 50	30	0.40" / 3.16"
OPI153	890 nm or 935 nm	Darlington		25 / NA	30 / 50	15	
OPI155	890 nm	TIA -OC		80 / NA	10 / 50	18	

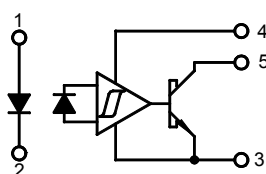
OPI150



OPI153



OPI155



DIMENSIONS ARE IN: [MILLIMETERS]
INCHES

Pin #	LED	Pin #	OPI150 & OPI153	Pin #	OPI155
1	Anode	3	Collector	3	Ground
2	Cathode	4	Base	4	V _{cc}
		5	Emitter	5	Output



RoHS

OPTEK reserves the right to make changes at any time in order to improve design and to supply the best product possible.

**Optically Coupled Isolator /
High-Speed Optically Coupled Isolator**
OPI150, OPI153, OPI155



Absolute Maximum Ratings ($T_A = 25^\circ\text{C}$ unless otherwise noted)

Operating Temperature Range	-40° C to +85° C
Storage Temperature Range	-40° C to +85° C
Input-to-Output Isolation Voltage ⁽¹⁾⁽²⁾	±50 kVDC
Lead Soldering Temperature [1/16 inch (1.6 mm) from the case for 5 seconds with soldering iron] ⁽³⁾	260° C

Input Diode

Continuous Forward Current	50 mA
Reverse Voltage	3 V
Power Dissipation ⁽⁴⁾	200 mW

Output Phototransistor or Photodarlington (OPI150, OPI153)

Collector-Base Voltage OPI150 OPI153	30 V 20 V
Collector-Emitter Voltage OPI150 OPI153	30 V 15 V
Emitter-Collector Voltage	5.0 V
Power Dissipation ⁽⁵⁾	250 mW

Output Photosensor (OPI155)

Supply Voltage	-0.5 to 7 V
Output Voltage	-0.5 to 18 V
Output Current	25 mA
Open-Collector Power Dissipation	40 mW
Power Dissipation ⁽⁵⁾	250 mW

Notes:

- (1) For OPI150 and OPI153, measured with input leads and output leads shorted.
- (2) For OPI155, measured with input and output leads shorted and relative humidity of less than 50%.
- (3) RMA flux is recommended. Duration can be extended to 10 seconds maximum when flow soldering.
- (4) Derate linearly 3.33 mW/° C above 25° C.
- (5) Derate linearly 4.17 mW/° C above 25° C.

Electrical Characteristics ($T_A = 25^\circ\text{C}$ unless otherwise noted)

SYMBOL	PARAMETER	MIN	TYP	MAX	UNITS	TEST CONDITIONS
--------	-----------	-----	-----	-----	-------	-----------------

Input Diode (For OPI150 & OPI153, see OP236 for additional information - for reference only. For OPI155, see OP235W for additional information - for reference only.)

V_F	Forward Voltage OPI150, OPI153 OPI155	- -	1.3 1.2	1.6 1.6	V	$I_F = 50\text{ mA}$ $I_F = 10\text{ mA}$
I_R	Reverse Current	-	0.1	100	μA	$V_R = 3\text{ V}$

OPTEK reserves the right to make changes at any time in order to improve design and to supply the best product possible.

Optically Coupled Isolator / High-Speed Optically Coupled Isolator

OPI150, OPI153, OPI155



Electrical Characteristics (T_A = 25° C unless otherwise noted)

SYMBOL	PARAMETER	MIN	TYP	MAX	UNITS	TEST CONDITIONS
--------	-----------	-----	-----	-----	-------	-----------------

Output Phototransistor or Photodarlington (For OPI150, see OP805SL for additional information, for OPI153, see OP830SL for additional information- for reference only.)

V _{(BR)CEO}	Collector-Emitter Breakdown Voltage OPI150 OPI153	30 15	- -	- -	V	I _C = 1 mA
V _{(BR)ECO}	Emitter-Collector Breakdown Voltage OPI150, OPI153	5	-	-	V	I _F = 100 μA
V _{(BR)CBO}	Collector-Base Breakdown Voltage OPI150 OPI153	30 20	- -	- -	V	I _C = 100 μA
I _{CEO}	Collector-Emitter Dark Current OPI150 OPI153	- -	- -	100 500	nA	V _{CE} = 10 V
I _{CBO}	Collector-Base Dark Current OPI150	-	-	-	nA	V _{CB} = 10 V

Coupled (OPI150, OPI153)

I _C /I _F	DC Current Transfer Ratio OPI150 OPI153	10 25	- -	- -	%	I _F = 10 mA, V _{CE} = 5 V I _F = 20 mA, V _{CE} = 5 V
I _{CB(ON)}	I _{b0} State Photodiode Current OPI150	10	-	-	μA	I _F = 20 mA, V _{CB} = 5 V
V _{CE(SAT)}	Saturation Voltage OPI150 OPI153	- -	- -	0.5 1.2	V	I _F = 16 mA, I _C = 1 mA I _F = 30 mA, I _C = 2 mA

Output Photosensor (OPI155)

I _{OH}	High Level Output Current OPI155	-	-	250	μA	V _O = 18 V, I _F = 0, V _{CC} = Open
I _{CCH}	High Level Supply Current OPI155	-	-	6.5	mA	V _{CC} = 5.25 V, I _F = 0, V _O = Open
I _{CCL}	Low Level Supply Current OPI155	-	-	10	mA	V _{CC} = 5.25 V, I _F = 10 mA, V _O = 0
V _{OL}	Low Level Output Voltage OPI155	-	-	0.5	V	V _{CC} = 5.25 V, I _F = 10 mA, I _O = 8 mA

Switching Characteristics (OPI155)

T _{PHL}	Propagation Delay, High to Low	-	120	150	ns	V _{CC} = 5 V, I _F = 10 mA, R _L = 360 Ω
T _{PLH}	Propagation Delay, Low to High	-	70	100		

OPTEK reserves the right to make changes at any time in order to improve design and to supply the best product possible.

X-ON Electronics

Largest Supplier of Electrical and Electronic Components

Click to view similar products for [High Speed Optocouplers](#) category:

Click to view products by [TT Electronics](#) manufacturer:

Other Similar products are found below :

[HCPL-2201-300](#) [TLP558\(F\)](#) [JAN4N24](#) [610737H](#) [HCPL2630M](#) [HCPL2731SM](#) [HCPL2630SM](#) [PS9817A-1-F3-AX](#) [EL816S2\(C\)\(TU\)-F](#)
[TLP290\(V4GBTP,SE\(T](#) [PS9121-F3-AX](#) [PS9123-F3-AX](#) [HCPL2531S](#) [HCPL2631SD](#) [HCPL-4661-500E](#) [TLP118\(TPL,E\)](#) [TLP621-2XGB](#)
[4N46-300E](#) [JANTXV4N24U](#) [SFH6318T](#) [6N135-300E](#) [TIL198](#) [TLP2309\(TPL,E\)](#) [TLP2355\(TPL,E](#) [TLP521-4GR](#) [TLP521-4XGB](#) [TLP621-](#)
[4X](#) [TLP621XSM](#) [IS281-4GB](#) [IS181GR](#) [ICPL2631](#) [ICPL2630](#) [ICPL2531](#) [ICPL2601](#) [TLP2301\(E\(T](#) [TLP714\(F\)](#) [TLP754\(F\)](#) [FOD260LSDV](#)
[ACPL-M21L-500E](#) [ACPL-064L-500E](#) [PS2501-1XSM](#) [PS2505-1](#) [PS2561L2-1-F3-A](#) [PS2913-1-F3-AX](#) [PS9821-2-F3-AX](#) [FOD0721R2](#)
[FODM8061R2V](#) [6N135SDM](#) [6N137SDM](#) [6N138-000E](#)