

# Vertical Cavity Surface Emitting Laser in T-1 Package



## OPV330

### Features:

- 850 nm VCSEL technology
- High thermal stability
- Low drive current
- High output power
- Narrow beam angle



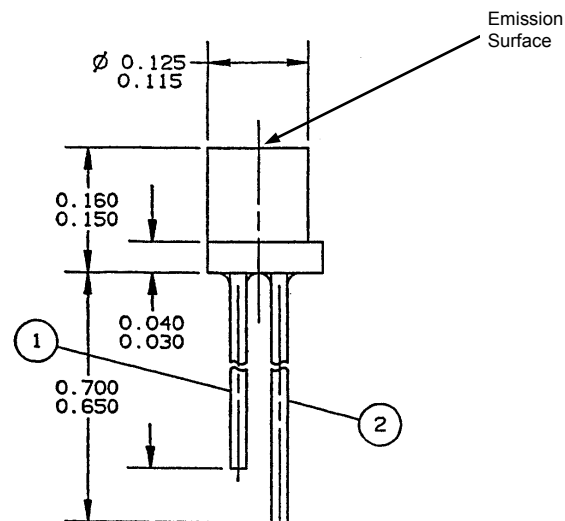
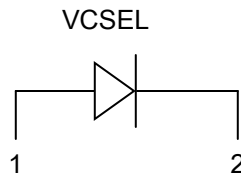
### Description:

The OPV330 is a Vertical Cavity Surface Emitting Laser (VCSEL) packaged in a flat lens lateral package. VCSELs offer many advantages in sensing applications when compared to infrared LEDs. These devices require substantially lower drive currents to obtain the same amount of output power as LEDs. This feature allows VCSELs to be used in low power consumption applications such as battery operated equipment.

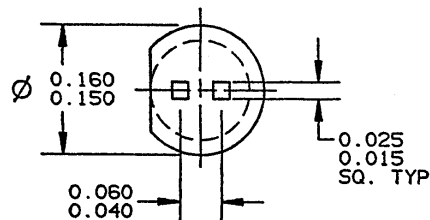
The flat lens packaging allows the device to be used with secondary optics to create custom beam profiles. The OPV330 is optically and spectrally compatible with Optek's standard detector products such as the OP550 series phototransistors, OP530 series photodarlington and the OP900 series photodiodes.

### Applications:

- Non-contact position sensing
- Photoelectric sensors
- Optical encoders
- Light curtains



The VCSEL is a class 3b laser and is to be treated as a potential eye hazard. Due to the size of the component, the applicable warning logotype, aperture label, and certification/identification label can not be placed on the component itself.



RoHS

### General Note

TT Electronics reserves the right to make changes in product specification without notice or liability. All information is subject to TT Electronics' own data and is considered accurate at time of going to print.

TT Electronics | Optek Technology, Inc.  
1645 Wallace Drive, Ste. 130, Carrollton, TX USA 75006 | Ph: +1 972 323 2200  
www.ttelectronics.com | sensors@ttelectronics.com

# Vertical Cavity Surface Emitting Laser in T-1 Package



OPV330

## Electrical Specifications

Absolute Maximum Ratings ( $T_A = 25^\circ\text{C}$ unless otherwise noted)	
Storage Temperature Range	-40° to +100° C
Operating Temperature Range	0° to +85° C
Lead Soldering Temperature [1/16 inch (1.6mm) from case for 5 sec with soldering iron]	260° C <sup>(1)</sup>
Maximum Forward Peak Current, Continuous	12 mA
Maximum Reverse Voltage	5 V
Maximum Forward Current, pulsed (1 $\mu$ s, P.W., 10% D.C.)	48 mA

Electrical Characteristics ( $T_A = 25^\circ\text{C}$ unless otherwise noted)						
SYMBOL	PARAMETER	MIN	TYP	MAX	UNITS	TEST CONDITIONS
$P_{OT}$	Total Power Out	1.5			mW	$I_F = 7\text{ mA}$
$I_{TH}$	Threshold Current			3.0	mA	Note 2
$V_F$	Forward Voltage			2.2	V	$I_F = 7\text{ mA}$
$I_R$	Reverse Current			100	nA	$V_R = 5\text{ V}$
$R_S$	Series Resistance	20		55	ohms	Note 3
$\eta$	Slope Efficiency	0.28			mW/mA	Note 4
$\lambda$	Wavelength	840		860	nm	
$\Delta\lambda$	Optical Bandwidth			0.85	nm	
$\theta$	Beam Divergence		20		Degrees	FWHM
$\Delta\eta/\Delta T$	Temp Coefficient of Slope Efficiency		-0.50		%/°C	(0° - 70°C), Note 4
$\Delta\lambda/\Delta T$	Temp Coefficient of Wavelength		0.06		nm/°C	(0° - 70°C)
$\Delta I_{TH}$	Temp Variance of Threshold Current		$\pm 1.0$		mA	(0° - 70°C), Note 2
$\Delta V_F/\Delta T$	Temp Coefficient for Forward Voltage		-2.5		mV/°C	(0° - 70°C)

**NOTES:**

- (1) RMA flux is recommended. Solder dwell time can be increased to 10 seconds when flow soldering.
- (2) Threshold Current is based on the two line intersection method specified in Telcordia GR-468-Core. Line 1 from 4 mA to 6 mA. Line 2 from 0 mA to 0.5 mA.
- (3) Series Resistance is the slope of the Voltage-Current line from 5 to 8 mA.
- (4) Slope efficiency, is the slope of the best fit LI line from 5 mA to 8 mA with 0.25mA test intervals.

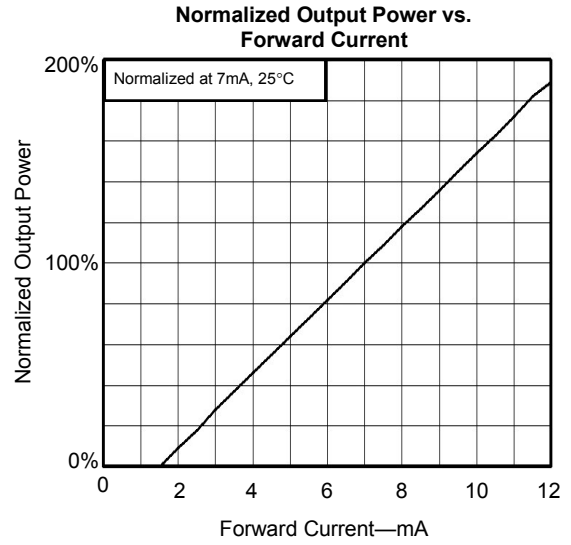
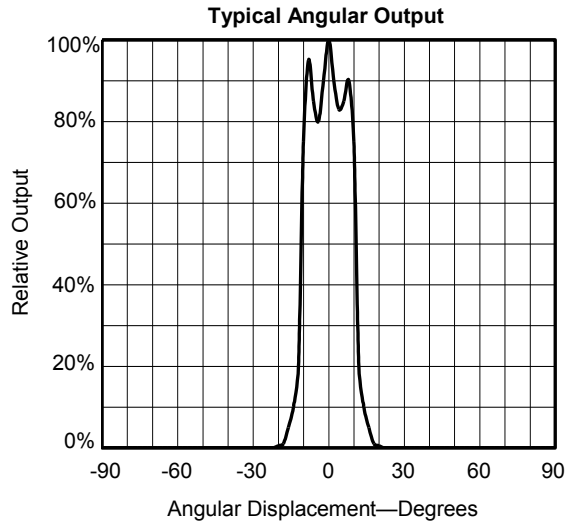
**General Note**

TT Electronics reserves the right to make changes in product specification without notice or liability. All information is subject to TT Electronics' own data and is considered accurate at time of going to print.

TT Electronics | Optek Technology, Inc.  
 1645 Wallace Drive, Ste. 130, Carrollton, TX USA 75006 | Ph: +1 972 323 2200  
[www.ttelectronics.com](http://www.ttelectronics.com) | [sensors@ttelectronics.com](mailto:sensors@ttelectronics.com)

# Vertical Cavity Surface Emitting Laser in T-1 Package

OPV330



## NOTICE

This component is sensitive to electrostatic discharge (ESD). To prevent ESD-induced damage and/or degradation to equipment, take normal ESD precautions when handling this product.

## **X-ON Electronics**

Largest Supplier of Electrical and Electronic Components

*Click to view similar products for [VCSEL Lasers](#) category:*

*Click to view products by [TT Electronics](#) manufacturer:*

Other Similar products are found below :

[OPV380](#) [ATBX-00-MQ](#) [ASBX-00-MQ](#) [ASCX-00-MQ](#) [ASDX-00-MQ](#) [ATDX-00-MQ](#) [ATCX-00-MQ](#) [OPV300](#) [OPV302](#) [OPV310Y](#)  
[OPV314AT](#) [OPV314YBT](#) [OPV315AT](#) [OPV330](#) [OPV332](#) [159353940B1300](#) [159353940A6300](#) [V102C121A-850](#) [OPV310](#) [OPV314](#)  
[OPV314Y](#) [OPV322](#) [OPV382](#)