

MODEL SMHP

SMHP Series

- 20W High Power Resistors
- TO-263 Surface Mount
- RoHS Compliant.



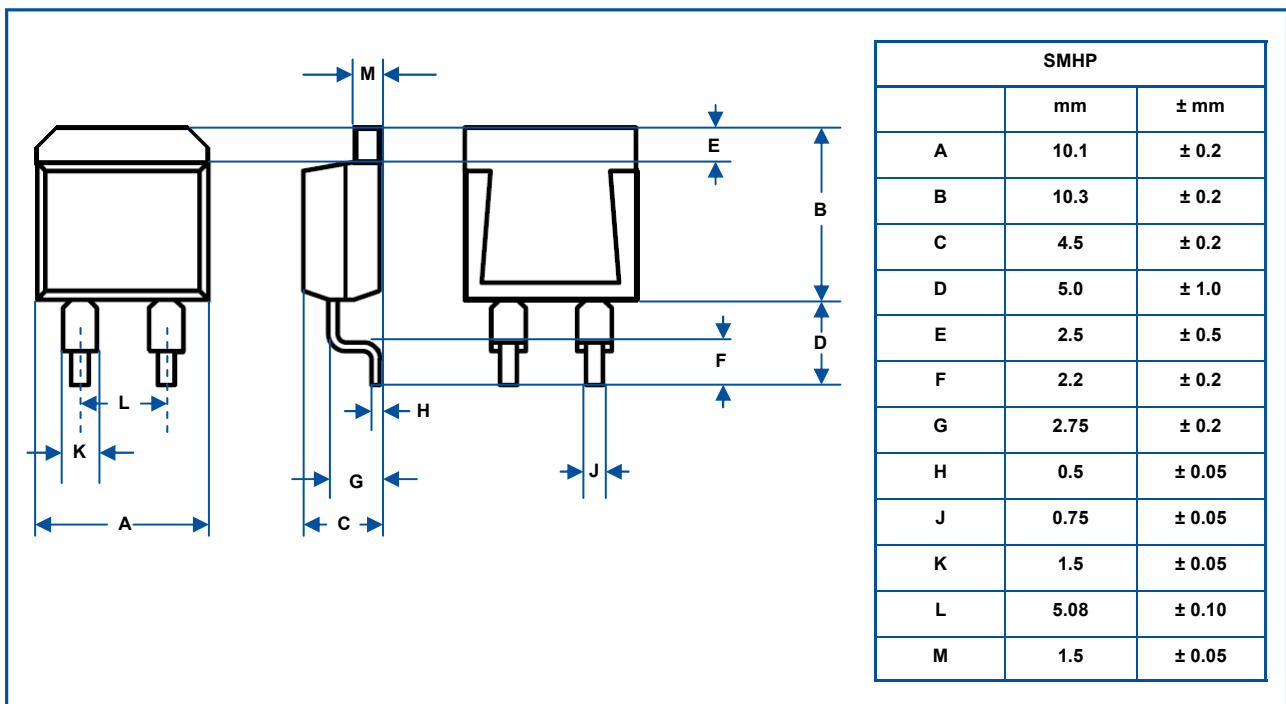
FEATURES

- Non-Inductive, Small, 20 Watt high power resistor.
- TO-263 surface mount package offering a very low thermal resistance.
- Small thin package for high density PCB installation.
- Suitable for board mounting with either solder or clip.

APPLICATIONS

- High frequency emitter resistors in switching power supplies.
- High precision CRT colour video amplifiers.
- High frequency snubber and pulse handling circuits.
- Pulse generator load resistors.
- In-rush current protection.
- Bleeder Resistors.

DIMENSIONS (mm)



General Note

BI Technologies reserves the right to make changes in product specification without notice or liability

© BI Technologies Limited • Glenrothes, Fife KY7 4NX, UK

Telephone: +44 (0) 1592 662200 • Facsimile: +44 (0) 1592 662299 • Website: www.bitechnologies.com • Email: sales@bitechnologies.co.uk

MODEL SMHP

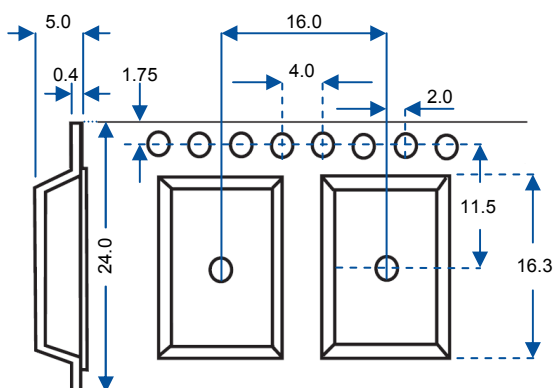
ELECTRICAL

ITEMS	SPECIFICATION			TEST CONDITIONS
Power Rating	20 Watt			-55°C to +25°C Flange Temperature
	2.25 Watt			Without Heatsink
Thermal Resistance	3.3°C/W			Resistor Hotspot to Flange
Resistance Range	0.01 - 0.09Ω	0.1 - 9.1Ω	10 - 220Ω	Up to 51KΩ also available
Nominal Resistance Series	E6	E12	E24	Including 2.5Ω and 5.0Ω
TCR (ppm/°C)	250	100	50	For -55°C to +155°C
Tolerance	±5%	±1% & ±5%	±1%	
Operation Temperature Range	-55°C to +155°C			
Maximum Operating Voltage	500V or \sqrt{PR}			
Dielectric Withstanding Voltage	2000 Vdc			60 Seconds
Load Life	$\Delta R = \pm 1\% + 0.5\Omega$			25°C, 90 min ON, 30 min OFF, 1000 Hours
Humidity	$\Delta R = \pm 1\% + 0.5\Omega$			40°C, 90 - 95%RH, DC 0.1W, 1000 Hours
Temperature Cycle	$\Delta R = \pm 1\% + 0.5\Omega$			-55°C, 30 min, +155°C, 30 min, 5 cycles
Soldering Heat (Max.)	$\Delta R = \pm 1\% + 0.5\Omega$			250 ± 5°C, 3 seconds
Solderability	Minimum 90% Coverage			230 ± 5°C, 3 seconds
Insulation Resistance	Over 1,000 MegΩ			Between Terminals and Tab
Vibration	$\Delta R = \pm 0.25\% + 0.5\Omega$			

Notes:

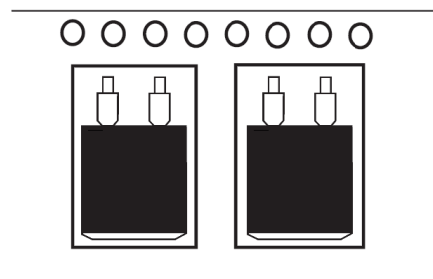
1. Electrically isolated metal tab.
2. Contact Factory for custom products, non-standard values and tolerances
3. Current Rating: 25A Maximum.

TAPE DIMENSIONS & ORIENTATION



Reel Dimension:

Outer Diameter: 300mm
 Inner Diameter: 100mm
 Width: 23.9mm Min. - 27.4mm Max.
 Quantity: 500 pcs/Reel



Reel Orientation:

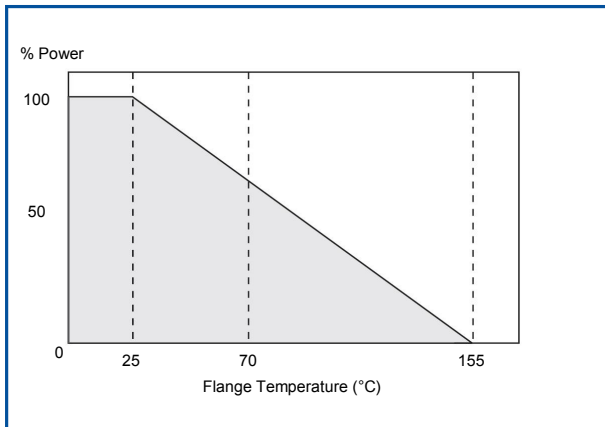
Units to be orientated with Pins facing Sprocket Holes.

General Note

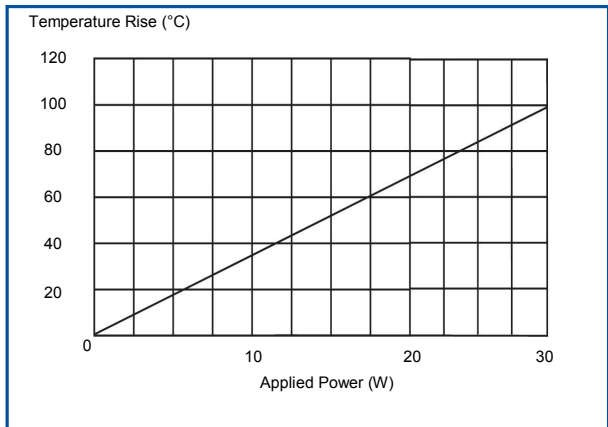
BI Technologies reserves the right to make changes in product specification without notice or liability

MODEL SMHP

DERATING CURVE

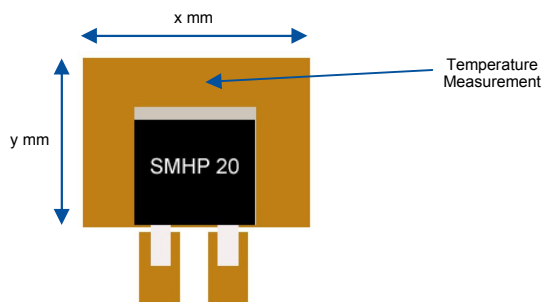


TEMPERATURE RISE



FR4 THERMAL PSB CHARACTERISATION

Pad Dimensions (x,y mm)	P _{90°C, 35µm} (W)
50,40	4.5
45,35	4
40,30	3.5
35,25	3
20,10	2



Notes:

Characterisation carried out using 35µm PCB Copper pad weights, with the temperature of 90°C used as a maximum reference on the PCB.

P_{90°C, 35µm} (W) is power when the measurement point reaches 90°C.

ORDERING INFORMATION

	SMHP 20	500	F	T13	
Model					
Resistance Code:					
	0.1Ω : 0R100				
	50Ω : 500				
	First two digits significant, last digit denotes number of trailing zeros				
				Tape & Reel:	
				13" Reel (500 pcs per reel)	
				(No code used for Magazines)	
				Tolerance:	
				J = 5% Tolerance	
				F = 1% Tolerance	

General Note

BI Technologies reserves the right to make changes in product specification without notice or liability

X-ON Electronics

Largest Supplier of Electrical and Electronic Components

Click to view similar products for [Wirewound Resistors - Through Hole category](#):

Click to view products by [TT Electronics manufacturer](#):

Other Similar products are found below :

[75822-2K4](#) [90J56R](#) [AC03000001208JAC00](#) [EP3WS47RJ](#) [C1010KJL](#) [C1015RJL](#) [C3A10KJT](#) [27J1K0](#) [ES3W47RJ](#) [AC04000001500JAC00](#)
[AC10000002208JAB00](#) [AC10000004708JAB00](#) [SQMW5R39J](#) [SQPW5R22J](#) [SQPW5R33J](#) [1879927-3](#) [FCB2100RJ](#) [T505](#) [FSQ5WR47J](#)
[FW10A33R0JA](#) [C1010RJL](#) [C10220RJL](#) [C10R47JL](#) [C141K0JL](#) [C144R7JL](#) [ES05W100RJ](#) [SQMW1047RJ](#) [SQMW210RJ](#) [ULW5-39R0JT075](#)
[W31-R47JA1](#) [ULW5-68RJT075](#) [SQBW401K0JFASTON](#) [SPH1001JLF](#) [65888-3R3](#) [SQP500JB-400R](#) [SQBW403R3JFASTON](#) [280-PRM7-](#)
[4.7-RC](#) [CW02B9R100JE73](#) [FW70A1000JA](#) [AC05000005608JAC00](#) [SQPW547RJ](#) [SQMW10R68J](#) [C102K2JL](#) [SQPW510RJ](#) [PW103001KLF](#)
[SQPW522RJ](#) [SQPW568RJ](#) [FCB4560RJ](#) [FCB2R47J](#) [SQPW2R047J](#)