

SOT23 Surface Mount Voltage Divider

DIV23 Series

- Replaces legacy SOT23 Series for new designs
- Precision ratio tolerances to $\pm 0.05\%$
- Superior alternative to matched sets
- Ultra-stable TaNSil[®] resistors on silicon substrate
- RoHS Compliant and Sn/Pb terminations available



 All Pb-free parts comply with EU Directive 2011/65/EU amended by (EU) 2015/863 (RoHS3)

Electrical Data

Element Resistance Range	10 to 200K Ω
Total Resistance Range	20 to 400K Ω
Absolute Tolerance	To $\pm 0.1\%$
Ratio Tolerance to R1	To $\pm 0.05\%$
Absolute TCR	To $\pm 25\text{ppm}/^\circ\text{C}$
Tracking TCR	To $\pm 2\text{ppm}/^\circ\text{C}$
Element Power Rating @ 70 $^\circ\text{C}$	125mW
Package Power Rating @ 70 $^\circ\text{C}$	250mW
Rated Operating Voltage (not to exceed $\sqrt{P \times R}$)	100 Volts
Operating Temperature	-55 $^\circ\text{C}$ to +125 $^\circ\text{C}$
Noise	<-30dB

Environmental Data

Test Per MIL-PRF-83401	Typical Delta R	Max Delta R
Thermal Shock	$\pm 0.02\%$	$\pm 0.1\%$
Power Conditioning	$\pm 0.03\%$	$\pm 0.1\%$
High Temperature Exposure	$\pm 0.03\%$	$\pm 0.05\%$
Short-time Overload	$\pm 0.02\%$	$\pm 0.05\%$
Low Temperature Storage	$\pm 0.03\%$	$\pm 0.05\%$
Life	$\pm 0.05\%$	$\pm 0.1\%$

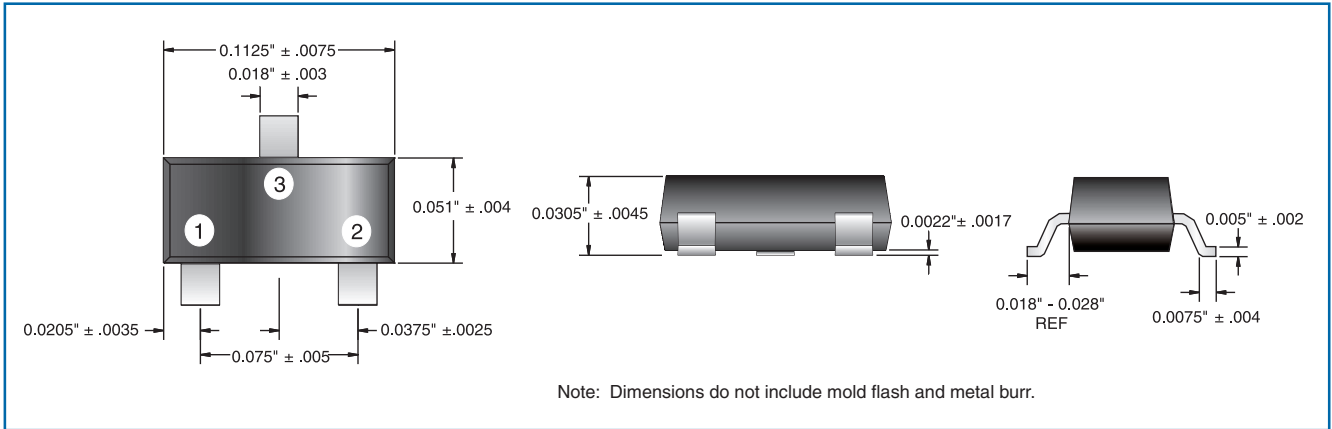
Manufacturing Capability

Element Resistance	Available Absolute Tolerances	Available Ratio Tolerances	Best Absolute TCR	Tracking TCR
10 Ω - 25 Ω	F G J K	D F G	$\pm 100\text{ppm}/^\circ\text{C}$	$\pm 25\text{ppm}/^\circ\text{C}$
25.1 Ω - 50 Ω	D F G J K	C D F G	$\pm 50\text{ppm}/^\circ\text{C}$	$\pm 10\text{ppm}/^\circ\text{C}$
51 Ω - 500 Ω	C D F G J K	B C D F G	$\pm 25\text{ppm}/^\circ\text{C}$	$\pm 2\text{ppm}/^\circ\text{C}$
501 Ω - 100K Ω	B C D F G J K	A B C D F G	$\pm 25\text{ppm}/^\circ\text{C}$	$\pm 2\text{ppm}/^\circ\text{C}$
101K Ω - 200K Ω	B C D F G J K	B C D F G	$\pm 25\text{ppm}/^\circ\text{C}$	$\pm 2\text{ppm}/^\circ\text{C}$

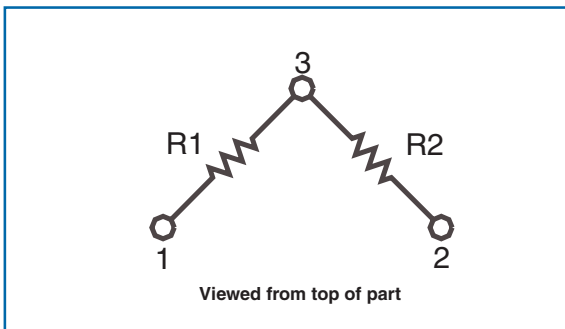
General Note

TT Electronics reserves the right to make changes in product specification without notice or liability. All information is subject to TT Electronics' own data and is considered accurate at time of going to print.

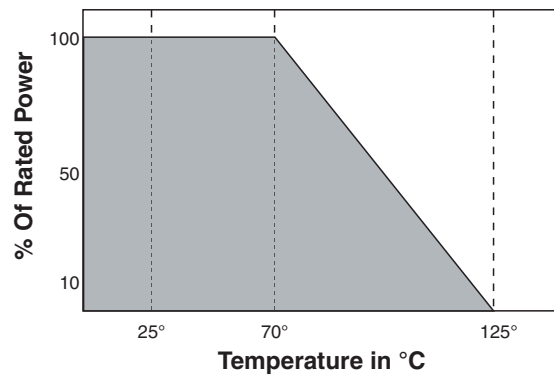
Physical Data



Schematic Data



Power Derating Data



General Note

TT Electronics reserves the right to make changes in product specification without notice or liability. All information is subject to TT Electronics' own data and is considered accurate at time of going to print.

Ordering Procedure

This product has two valid part numbers:

European (Welwyn) Part Number: D23-1K0-3K3FB (25ppm/°C, R1=1 kilohm, R2=3.3 kilohms, absolute tolerance ±1%, ratio tolerance ±0.1%, Pb-free)

D	2	3	-	1	K	0	-	3	K	3	F	B
1	2	3	4	5	6	7						

1 Type	2 Absolute TCR	3 Value R1	4 Value R2	5 Absolute Tolerance	6 Ratio Tolerance	7 Termination & Packing
D23 = DIV23	Omit for ±25ppm/°C	E24 = 3/4 characters E96 = 3/4 characters R = ohms K = kilohms		B = ±0.1%	A = ±0.05%	Omit for Pb-free, Standard pack PB = SnPb finish, Standard pack 1000/reel
	02 = ±50ppm/°C			C = ±0.25%	B = ±0.1%	
	01 = ±100ppm/°C			D = ±0.5%	C = ±0.25%	
	00 = ±250ppm/°C			F = ±1%	D = ±0.5%	
				G = ±2%	F = ±1%	
			J = ±5%	G = ±2%		
			K = ±10%			

Note that this is equivalent to the legacy part number **SOT23-3K3-1K0FB** in which positions of R1 and R2 were transposed.

USA (IRC) Part Number: SOT-DIV23LF-03-1001-3301-FB (25ppm/°C, R1=1 kilohm, R2=3.3 kilohms, absolute tolerance ±1%, ratio tolerance ±0.1%, Pb-free)

S	O	T	-	D	I	V	2	3	L	F	-	0	3	-	1	0	0	1	-	3	3	0	1	-	F	B
1	2	3	4	5	6	7	8																			

1 Family	2 Model	3 Termination	4 Absolute TCR	5 Value R1	6 Value R2	7 Absolute Tolerance	8 Ratio Tolerance	Packing
SOT	DIV23	Omit for SnPb (60/40)	03 = ±25ppm/°C	3 digits + multiplier R = ohms for values <100 ohms		B = ±0.1%	A = ±0.05%	1000/reel
			02 = ±50ppm/°C			C = ±0.25%	B = ±0.1%	
		LF = Pb-free (100%Sn)	01 = ±100ppm/°C			D = ±0.5%	C = ±0.25%	
			00 = ±250ppm/°C			F = ±1%	D = ±0.5%	
						G = ±2%	F = ±1%	
	J = ±5%	G = ±2%						
			K = ±10%					

Note that this is equivalent to the legacy part number **SOT-SOT23LF-03-3301-1001-FB** in which positions of R1 and R2 were transposed.

General Note

TT Electronics reserves the right to make changes in product specification without notice or liability.
All information is subject to TT Electronics' own data and is considered accurate at time of going to print.

X-ON Electronics

Largest Supplier of Electrical and Electronic Components

Click to view similar products for [Resistor Networks & Arrays](#) category:

Click to view products by [TT Electronics](#) manufacturer:

Other Similar products are found below :

[M8340105K1002FGD03](#) [M8340105K3301JCD03](#) [M8340106M2002GCD03](#) [M8340107K1471FGD03](#) [M8340107K2002GCD03](#)
[M8340107K2261FGD03](#) [M8340107M1501GGD03](#) [M8340108K1001FCD03](#) [M8340108K3240FGD03](#) [M8340108K4991FGD03](#)
[M8340108K6192FGD03](#) [M8340109K2872FCD03](#) [M8340109MA010GHD03](#) [EXB-24N121JX](#) [EXB-24N330JX](#) [EXB-24N470JX](#)
[744C083101JTR](#) [EXB-U14360JX](#) [EXB-U18390JX](#) [744C083270JTR](#) [745C102472JP](#) [767161104G](#) [770101223](#) [ACAS06S0830339P100](#)
[ACAS06S0830343P100](#) [ACAS06S0830344P100](#) [RM2012A-102/104-PBVW10](#) [RM2012A-102503-PBVW10](#) [8B472TR4](#) [268-15K](#)
[ACAS06S0830341P100](#) [ACAS06S0830342P100](#) [ACAS06S0830345P100](#) [EXB-U14470JX](#) [EXB-U18330JX](#) [266-10K](#)
[M8340102K1051FBD04](#) [M8340105M1001JCD03](#) [M8340106K4701GGD03](#) [M8340107K1004GGD03](#) [M8340108K1000GGD03](#)
[M8340108K1202GGD03](#) [M8340108K3901GGD03](#) [M8340108K4992FGD03](#) [M8340108K5111FGD03](#) [M8340109K2202GCD03](#)
[RKC8BD104J](#) [DFNA100-1TS](#) [745X101473JP](#) [RMKD408-10KBW](#)