



5
kWh/1000h

A+
energy class

76
lumens/watt




GU10 Start

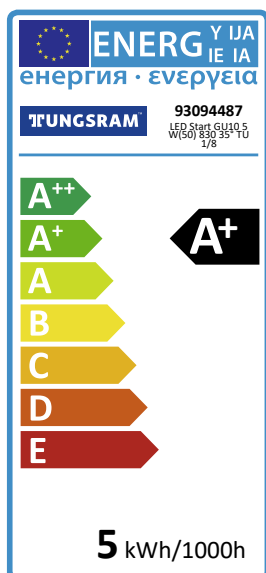
LED Start GU10 5W(50) 830 35° TU 1/8
93094487

Product information

This new entry level range of highly competitive LED GU10 and R50 products consume only 3.5W and 5W respectively and offer a fantastic energy saving alternative to 50W and 35W Halogen GU10 lamps.

Application areas

-  Retail
-  Office
-  Hospitality
-  Home



Product data

Product Code	93094487
Bulb Shape	PAR
Bulb Finish	White
Bulb maximum overall diameter [mm]	50
Nominal Length [mm]	53
Net weight per piece [g]	29
RoHS compliant	Yes
Brand	Tungsräm
Cap/Base	GU10

Performance data

Nominal/ Rated Beam Angle [°]	35
Nominal center beam candlepower (CBCP) [cd]	700
Rated Lumens [lm]	360
Weighted energy consumption [kWh/1000h]	5.0
Useful lumens (at 90° cone) [lm]	360
Rated efficacy [lm/W]	72
Energy efficiency class (EEC)	A+
Rated life L70/B50 [h]	15 000
Nominal correlated colour temperature (CCT) [K]	3000
Nominal lumens [lm]	380
Colour Rendering Index (CRI) [Ra]	80

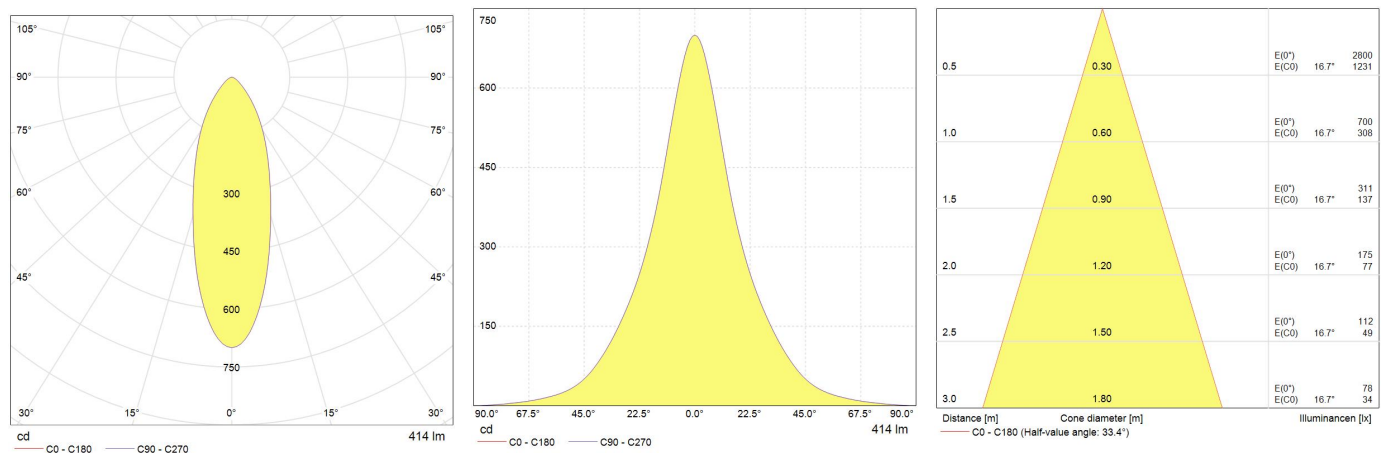
Electrical data

Nominal lamp power factor...	0.5
Rated power [W]	5.0
Number of switching cycles	50 000
Dimming Capability	No
Nominal lamp voltage range [V]	220-240
Nominal power [W]	5.0

Logistic data

DUN Code	20064894509593
EAN Code	0064894509599
Pack Quantity	8
Inner pack type	Box
Product status	Available

Photometric Data



Downloads & Links

[Go to the catalog site \(HTTP\)](#)

[Photometry \(IES\)](#)

[Product datasheet \(PDF\)](#)

[Lighting design tools & calculators \(HTTP\)](#)

[Images \(HTTP\)](#)

[Doc documents \(PDF\)](#)

[Certificate for the Quality Management System of GE Lighting EMEA \(PDF\)](#)

[Certificate for the Environmental Management System of GE Lighting EMEA \(PDF\)](#)



X-ON Electronics

Largest Supplier of Electrical and Electronic Components

Click to view similar products for [LED Backlighting category](#):

Click to view products by [TUNGSRAM manufacturer](#):

Other Similar products are found below :

[HBL0218](#) [SSB-COB7540GW](#) [SSB-DL6528SRW](#) [3G3DV130B4294](#) [SSB-CEL8040UWW](#) [49131](#) [0025 INT CLASSIC GLACIER WHITE](#)
[0025 INT NATURAL BLUE](#) [0100 INT CLASSIC GLACIER WHITE](#) [0100 INT EXTREME ORANGE](#) [0100 INT NATURAL BLUE](#) [0200](#)
[INT EXTREME BLUE GREEN](#) [30531](#) [30586](#) [30588](#) [30589](#) [30590](#) [30637](#) [4052899149281](#) [4052899326453](#) [44892WFL](#) [JDR20W38 E14](#)
[JDR50W38 GU10](#) [KB-2600ID](#) [KB-2855SGW](#) [4052899913615](#) [L-875/4IDT](#) [L-875/4SRDT](#) [44860WFL](#) [44870WFL](#) [MR16 60ST 20W](#)
[MR16 60ST 50W](#) [64465](#) [64695 ECO](#) [64698 ECO](#) [64701 ECO](#) [64702 ECO](#) [64760](#) [30597](#) [SL2CD](#) [SKU 165](#) [SKU 167](#) [SKU 193](#) [SKU 194](#)
[SKU 203](#) [4052899973428](#) [8718696537015](#) [8718696728352](#) [8718696598375](#) [8718291787051](#)