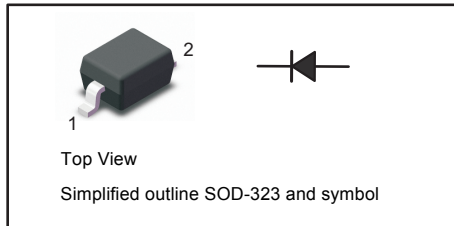


PINNING

PIN	DESCRIPTION
1	Cathode
2	Anode


Features

- ◆ Low forward voltage
- ◆ Guard ring protected
- ◆ Small plastic SMD SOD-323 package

Applications

- ◆ Ultra high-speed switching
- ◆ Voltage clamping
- ◆ Protection circuits

Absolute Maximum Ratings ($T_a = 25\text{ °C}$)

Parameter	Symbol	Value	Unit
Reverse Voltage	V_R	30	V
Forward Current	I_F	200	mA
Repetitive Peak Forward Current	I_{FRM}	300	mA
Peak Forward Surge Current ($t_p = 10\text{ ms}$)	I_{FSM}	600	mA
Power Dissipation	P_D	230	mW
Thermal Resistance from Junction Ambient	R_{thJA}	500	K/W
Junction Temperature	T_J	125	°C
Storage Temperature Range	T_{stg}	- 65 to + 150	°C

Characteristics at $T_a = 25\text{ °C}$

Parameter	Symbol	Max.	Unit
Forward Voltage at $I_F = 0.1\text{ mA}$ at $I_F = 1\text{ mA}$ at $I_F = 10\text{ mA}$ at $I_F = 30\text{ mA}$ at $I_F = 100\text{ mA}$	V_F	240 320 400 500 800	mV
Reverse Current at $V_R = 25\text{ V}$	I_R	2	μA
Total Capacitance at $V_R = 1\text{ V}$, $f = 1\text{ MHz}$	C_T	10	pF
Reverse Recovery Time at $I_F = 10\text{ mA}$, $V_R = 6\text{ V}$, $I_R = 10\text{ mA}$, $R_L = 100\ \Omega$	t_{rr}	6	ns

Typical Characteristics

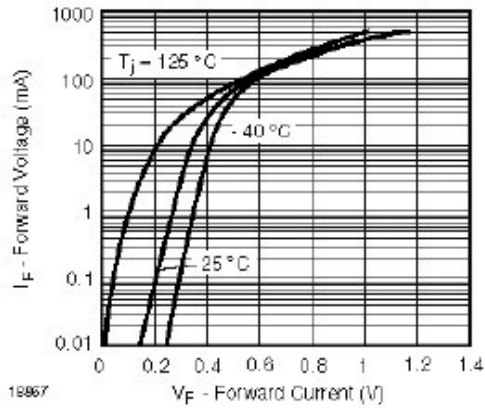


Figure 1. Typical Forward Voltage Forward Current at Various Temperatures

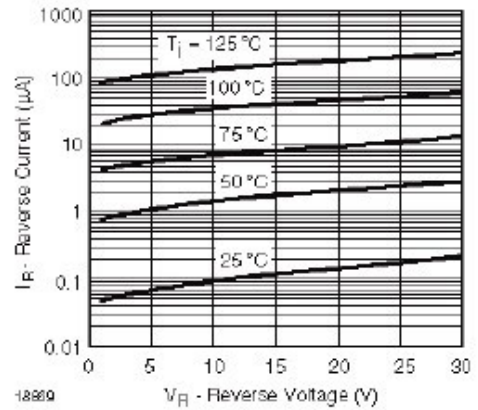


Figure 3. Typical Variation of Reverse Current at Various Temperatures

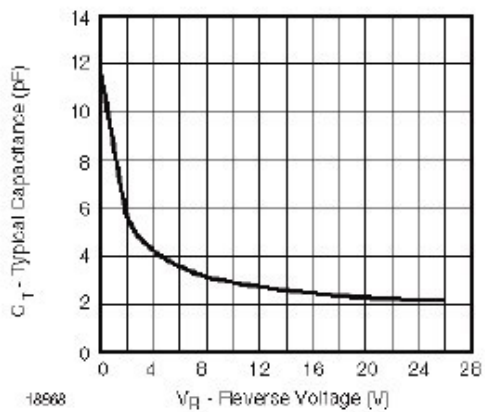
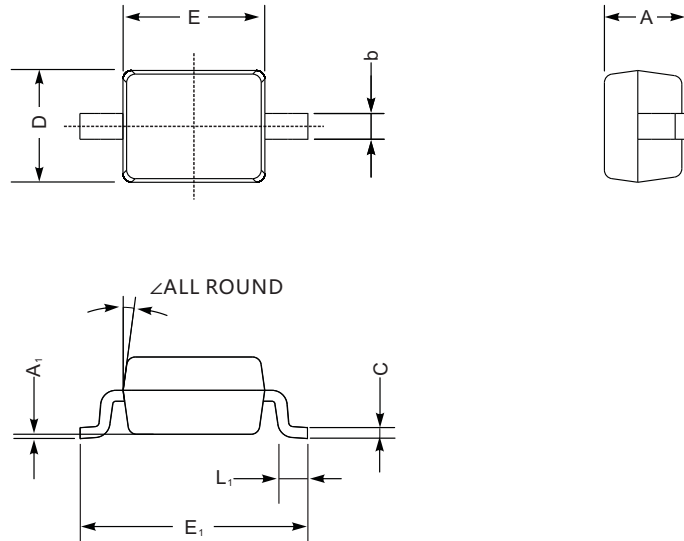


Figure 2. Typical Capacitance °C vs. Reverse Applied Voltage V_R

PACKAGE OUTLINE

Plastic surface mounted package; 2 leads

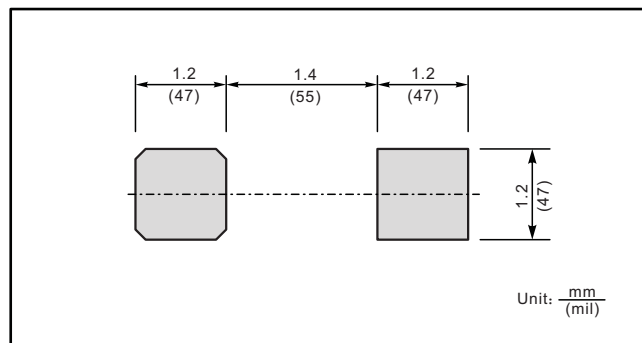
SOD-323



SOD-323 mechanical data

UNIT		A	C	D	E	E ₁	b	L ₁	A ₁	∠
mm	max	1.1	0.15	1.4	1.8	2.75	0.4	0.45	0.2	9°
	min	0.8	0.08	1.2	1.4	2.55	0.25	0.2	—	
mil	max	43	5.9	55	70	108	16	16	8	
	min	32	3.1	47	63	100	9.8	7.9	—	

The recommended mounting pad size



X-ON Electronics

Largest Supplier of Electrical and Electronic Components

Click to view similar products for [Schottky Diodes & Rectifiers](#) category:

Click to view products by [TWGMC](#) manufacturer:

Other Similar products are found below :

[MA4E2039](#) [MA4E2508M-1112](#) [MBR0530L-TP](#) [MBR10100CT-BP](#) [MBR1545CT](#) [MMBD301M3T5G](#) [RB160M-50TR](#)
[BAS16E6433HTMA1](#) [BAS 3010S-02LRH E6327](#) [BAT 54-02LRH E6327](#) [IDL02G65C5XUMA1](#) [NSR05F40QNXT5G](#) [NSVR05F40NXT5G](#)
[NTE555](#) [JANS1N6640](#) [SB07-03C-TB-H](#) [SK310-T](#) [SK33A-TP](#) [SK34B-TP](#) [SS3003CH-TL-E](#) [PDS3100Q-7](#) [GA01SHT18](#)
[CRS10I30A\(TE85L,QM](#) [MA4E2501L-1290](#) [MBRB30H30CT-1G](#) [JANTX1N5712-1](#) [SB007-03C-TB-E](#) [SK33B-TP](#) [SK35A-TP](#) [SK38B-LTP](#)
[NTE505](#) [NTSB30U100CT-1G](#) [VS-6CWQ10FNHM3](#) [CRG04\(T5L,TEMQ\)](#) [ACDBA1100LR-HF](#) [ACDBA1200-HF](#) [ACDBA240-HF](#)
[ACDBA3100-HF](#) [CDBQC0530L-HF](#) [ACDBA260LR-HF](#) [ACDBA1100-HF](#) [MA4E2502L-1246](#) [10BQ015-M3/5BT](#) [10BQ060-M3/5BT](#)
[NRVB130LSFT1G](#) [CRS08TE85LQM](#) [PMAD1108-LF](#) [B120Q-13-F](#) [1N5819T-G](#) [B0530WSQ-7-F](#)