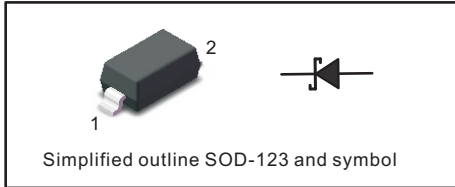


PINNING

PIN	DESCRIPTION
1	Cathode
2	Anode



Surface Mount Zener Diodes

FEATURES

- ◆ Total power dissipation: Max. 500mW.
- ◆ Wide zener reverse voltage range 2.0 V to 39V.
- ◆ Small plastic package suitable for surface mounted design.

MECHANICAL DATA

- ◆ Case: SOD-123
- ◆ Terminals: Solderable per MIL-STD-750, Method 2026
- ◆ Approx. Weight: 16mg 0.00056oz

Absolute Maximum Ratings And Characteristics (Ta = 25 °C)

Parameter	Symbol	Value	Unit
Power Dissipation	P_D	500	mW
Forward Voltage at $I_F = 10$ mA	V_F	0.9	V
Typical thermal resistance junction to ambient ⁽¹⁾	$R_{\theta JA}$	305	°C/W
Operating and Storage Temperature Range	T_j, T_{stg}	-55 ~ +150	°C

(1) Thermal resistance from junction to ambient at P.C.B. mounted with 7.6mm X 9.4mm X 0.87mm copper areas pads.

Fig.1 Maximum Continuous Power Derating

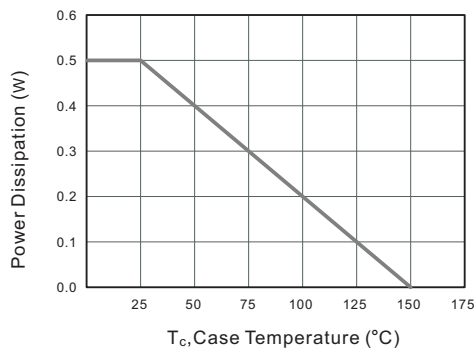
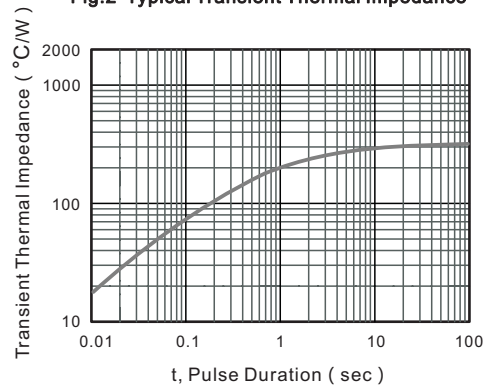


Fig.2 Typical Transient Thermal Impedance



Characteristics at Ta = 25°C

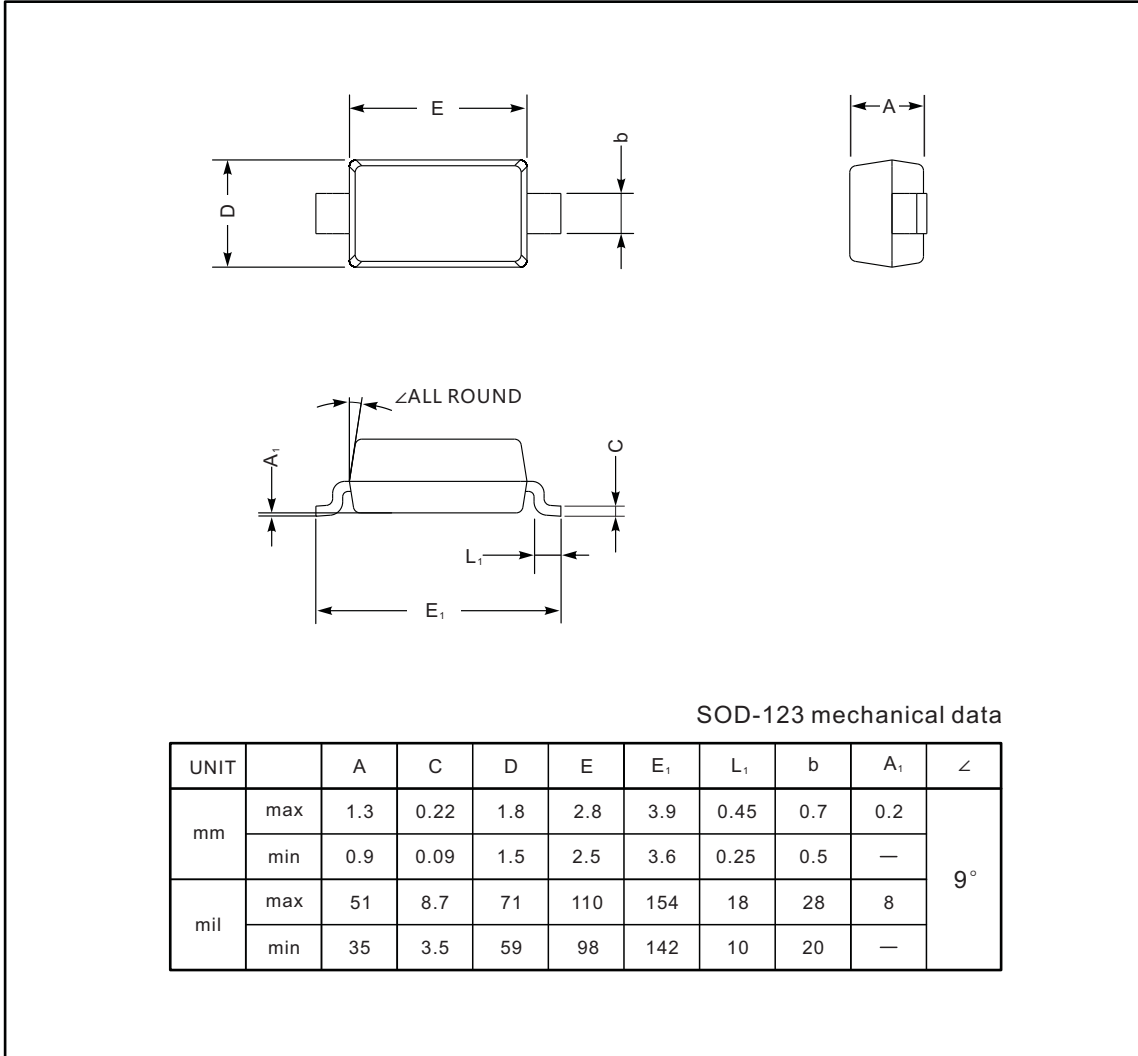
Type	Marking	Zener Voltage Range ⁽²⁾				Maximum Zener ⁽³⁾ Impedance			Reverse Current ⁽²⁾		Typical temperature coefficient @I _{ZTC} mV/°C		Test current I _{ZTC} mA
		V _{ZT} (at I _{ZT})			I _{ZT}	Z _{ZT} @I _{ZT}	Z _{ZK} @I _{ZK}	I _{ZK}	I _R	@V _R	MIN	MAX	
		Min (V)	Nom (V)	Max (V)	(mA)	(Ω)	(mA)	μA	V				
BZT52C2V0	WY	1.91	2.0	2.09	5	100	600	1	150	1.0	-3.5	0	5
BZT52C2V4	WX	2.2	2.4	2.6	5	100	600	1	50	1.0	-3.5	0	5
BZT52C2V7	W1	2.5	2.7	2.9	5	100	600	1	20	1.0	-3.5	0	5
BZT52C3V0	W2	2.8	3.0	3.2	5	95	600	1	10	1.0	-3.5	0	5
BZT52C3V3	W3	3.1	3.3	3.5	5	95	600	1	5.0	1.0	-3.5	0	5
BZT52C3V6	W4	3.4	3.6	3.8	5	90	600	1	5.0	1.0	-3.5	0	5
BZT52C3V9	W5	3.7	3.9	4.1	5	90	600	1	3.0	1.0	-3.5	0	5
BZT52C4V3	W6	4.0	4.3	4.6	5	90	600	1	3.0	1.0	-3.5	0	5
BZT52C4V7	W7	4.4	4.7	5.0	5	80	500	1	3.0	2.0	-3.5	0.2	5
BZT52C5V1	W8	4.8	5.1	5.4	5	60	480	1	2.0	2.0	-2.7	1.2	5
BZT52C5V6	W9	5.2	5.6	6.0	5	40	400	1	1.0	2.0	-2	2.5	5
BZT52C6V2	WA	5.8	6.2	6.6	5	10	150	1	3.0	4.0	0.4	3.7	5
BZT52C6V8	WB	6.4	6.8	7.2	5	15	80	1	2.0	4.0	1.2	4.5	5
BZT52C7V5	WC	7.0	7.5	7.9	5	15	80	1	1.0	5.0	2.5	5.3	5
BZT52C8V2	WD	7.7	8.2	8.7	5	15	80	1	0.7	5.0	3.2	6.2	5
BZT52C9V1	WE	8.5	9.1	9.6	5	15	100	1	0.5	6.0	3.8	7.0	5
BZT52C10	WF	9.4	10	10.6	5	20	150	1	0.2	7.0	4.5	8.0	5
BZT52C11	WG	10.4	11	11.6	5	20	150	1	0.1	8.0	5.4	9.0	5
BZT52C12	WH	11.4	12	12.7	5	25	150	1	0.1	8.0	6.0	10.0	5
BZT52C13	WI	12.4	13	14.1	5	30	170	1	0.1	8.0	7.0	11.0	5
BZT52C15	WJ	13.8	15	15.6	5	30	200	1	0.1	10.5	9.2	13.0	5
BZT52C16	WK	15.3	16	17.1	5	40	200	1	0.1	11.2	10.4	14.0	5
BZT52C18	WL	16.8	18	19.1	5	45	225	1	0.1	12.6	12.4	16.0	5
BZT52C20	WM	18.8	20	21.2	5	55	225	11	0.1	14.0	14.4	18.0	5
BZT52C22	WN	20.8	22	23.3	5	55	250	1	0.1	15.4	16.4	20.0	5
BZT52C24	WO	22.8	24	25.6	5	70	250	1	0.1	16.8	18.4	22.0	5
BZT52C27	WP	25.1	27	28.9	2	80	300	0.5	0.1	18.9	21.4	25.3	2
BZT52C30	WQ	28.0	30	32.0	2	80	300	0.5	0.1	21.0	24.4	29.4	2
BZT52C33	WR	31.0	33	35.0	2	80	325	0.5	0.1	23.1	27.4	33.4	2
BZT52C36	WS	34.0	36	38.0	2	90	350	0.5	0.1	25.2	30.4	37.4	2
BZT52C39	WT	37.0	39	41.0	2	130	350	0.5	0.1	27.3	33.4	41.2	2

NOTES: (1) f=1KHz

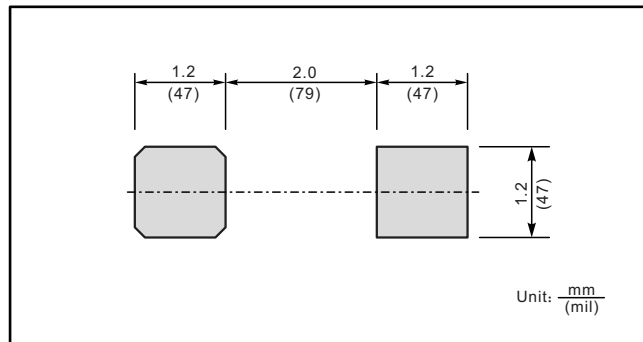
(2) Short duration test pulse used to minimize self-heating effect.

PACKAGE OUTLINE

Plastic surface mounted package; 2 leads



The recommended mounting pad size



X-ON Electronics

Largest Supplier of Electrical and Electronic Components

Click to view similar products for [Zener Diodes](#) category:

Click to view products by [TWGMC](#) manufacturer:

Other Similar products are found below :

[RKZ13B2KG#P1](#) [DL5234B](#) [EDZTE6113B](#) [1N4682](#) [1N4691](#) [1N4693](#) [1N4732A](#) [1N4736A](#) [1N4750A](#) [1N4759ARL](#) [1N5241B](#) [1N5365B](#)
[1N5369B](#) [1N747A](#) [1N959B](#) [1N964B](#) [1N966B](#) [1N968B](#) [1N972B](#) [NTE5121A](#) [NTE5147A](#) [NTE5152A](#) [NTE5155A](#) [NTE5164A](#)
[JANS1N4974US](#) [1N4692](#) [1N4700](#) [1N4702](#) [1N4704](#) [1N4711](#) [1N4714](#) [1N4737A](#) [1N4745ARL](#) [1N4752A](#) [1N4752ARL](#) [1N4760ARL](#)
[1N5221B](#) [1N5236B](#) [1N5241BTR](#) [1N5242BTR](#) [1N5350B](#) [1N5352B](#) [1N961BRR1](#) [1N964BRL](#) [RKZ5.1BKU#P6](#) [3SMAJ5946B-TP](#)
[3SMAJ5950B-TP](#) [3SMBJ5925B-TP](#) [441774C](#) [BZX84C3V9](#)