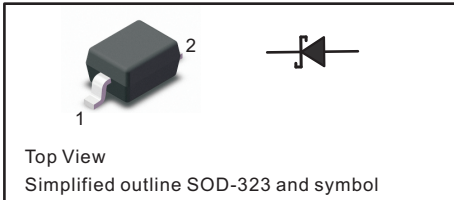


PINNING

PIN	DESCRIPTION
1	Cathode
2	Anode



Silicon Planar Zener Diodes

FEATURES

- ◆ Total power dissipation: Max. 200mW.
- ◆ Wide zener reverse voltage range 2.4V to 43V.
- ◆ Ideally suited for automated assembly processes

MECHANICAL DATA

- ◆ Case: SOD-323
- ◆ Terminals: Solderable per MIL-STD-750, Method 2026
- ◆ Approx. Weight: 5.48mg / 0.00019oz

Absolute Maximum Ratings And Characteristics (Ta = 25 °C)

Parameter	Symbol	Value	Unit
Power Dissipation (NOTE 1)	P_D	200	mW
Forward Voltage at $I_F = 10$ mA(NOTE 2)	V_F	0.9	V
Typical thermal resistance juncting to ambient	$R_{\theta JA}$	625	°C/W
Operating and Storage Temperature Range	T_j, T_{stg}	-55 ~ +150	°C

Fig.1 Power Derating Curve

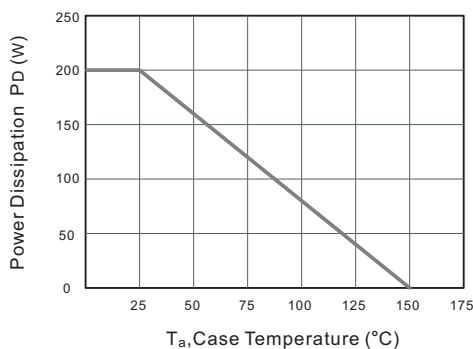
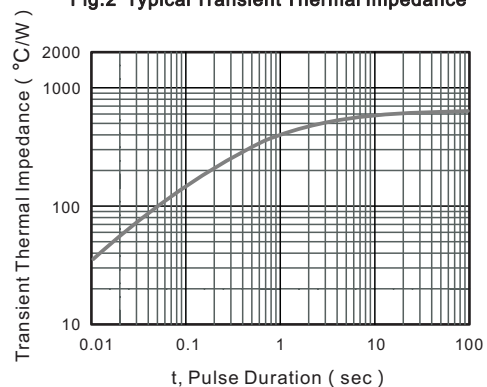


Fig.2 Typical Transient Thermal Impedance



Characteristics at Ta = 25°C

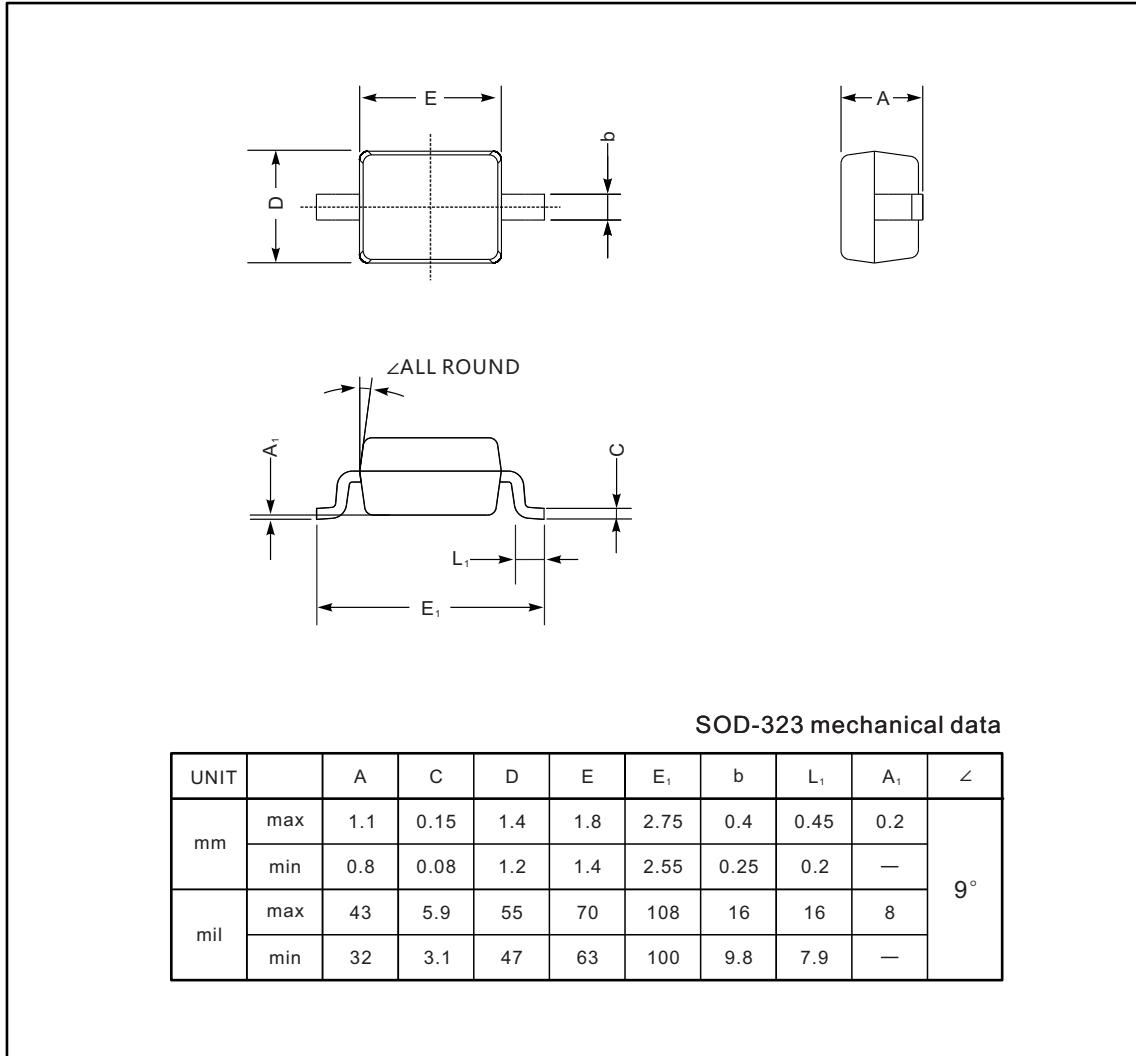
Type	Marking	Zener Voltage Range (NOTE 2)				Maximum Zener Impedance (NOTE 3)			Maximum Reverse Current (NOTE 2)		Typical Temperature Coefficient @I _{ZTC} mV/°C		Test Current I _{ZTC} mA
		V _{ZT} (@ I _{ZT})			I _{ZT}	Z _{ZT} (@ I _{ZT})	Z _{ZK} (@ I _{ZK})	I _{ZK}	I _R	V _R	MIN	MAX	
		Min (V)	Nom (V)	Max (V)	(mA)	(Ω)		mA	μA	V			
BZT52C2V4S	WX	2.2	2.4	2.6	5	100	600	1	50	1	-3.5	0	5
BZT52C2V7S	W1	2.5	2.7	2.9	5	100	600	1	20	1	-3.5	0	5
BZT52C3V0S	W2	2.8	3	3.2	5	95	600	1	10	1	-3.5	0	5
BZT52C3V3S	W3	3.1	3.3	3.5	5	95	600	1	5	1	-3.5	0	5
BZT52C3V6S	W4	3.4	3.6	3.8	5	90	600	1	5	1	-3.5	0	5
BZT52C3V9S	W5	3.7	3.9	4.1	5	90	600	1	3	1	-3.5	0	5
BZT52C4V3S	W6	4	4.3	4.6	5	90	600	1	3	1	-3.5	0	5
BZT52C4V7S	W7	4.4	4.7	5	5	80	500	1	3	2	-3.5	0.2	5
BZT52C5V1S	W8	4.8	5.1	5.4	5	60	480	1	2	2	-2.7	1.2	5
BZT52C5V6S	W9	5.2	5.6	6	5	40	400	1	1	2	-2	2.5	5
BZT52C6V2S	WA	5.8	6.2	6.6	5	10	150	1	3	4	0.4	3.7	5
BZT52C6V8S	WB	6.4	6.8	7.2	5	15	80	1	2	4	1.2	4.5	5
BZT52C7V5S	WC	7	7.5	7.9	5	15	80	1	1	5	2.5	5.3	5
BZT52C8V2S	WD	7.7	8.2	8.7	5	15	80	1	0.7	5	3.2	6.2	5
BZT52C9V1S	WE	8.5	9.1	9.6	5	15	100	1	0.5	6	3.8	7	5
BZT52C10S	WF	9.4	10	10.6	5	20	150	1	0.2	7	4.5	8	5
BZT52C11S	WG	10.4	11	11.6	5	20	150	1	0.1	8	5.4	9	5
BZT52C12S	WH	11.4	12	12.7	5	25	150	1	0.1	8	6	10	5
BZT52C13S	WI	12.4	13	14.1	5	30	170	1	0.1	8	7	11	5
BZT52C15S	WJ	13.8	15	15.6	5	30	200	1	0.1	10.5	9.2	13	5
BZT52C16S	WK	15.3	16	17.1	5	40	200	1	0.1	11.2	10.4	14	5
BZT52C18S	WL	16.8	18	19.1	5	45	225	1	0.1	12.6	12.4	16	5
BZT52C20S	WM	18.8	20	21.2	5	55	225	1	0.1	14	14.4	18	5
BZT52C22S	WN	20.8	22	23.3	5	55	250	1	0.1	15.4	16.4	20	5
BZT52C24S	WO	22.8	24	25.6	5	70	250	1	0.1	16.8	18.4	22	5
BZT52C27S	WP	25.1	27	28.9	2	80	300	0.5	0.1	18.9	21.4	25.3	2
BZT52C30S	WQ	28	30	32	2	80	300	0.5	0.1	21	24.4	29.4	2
BZT52C33S	WR	31	33	35	2	80	325	0.5	0.1	23.1	27.4	33.4	2
BZT52C36S	WS	34	36	38	2	90	350	0.5	0.1	25.2	30.4	37.4	2
BZT52C39S	WT	37	39	41	2	130	350	0.5	0.1	27.3	33.4	41.2	2
BZT52C43S	WU	40	43	46	2	100	700	1	0.1	32	10	12	5

NOTE: 1. Device mounted on ceramic PCB: 7.6mm x 9.4mm x 0.87mm with pad areas 25mm².
 2. Short duration test pulse used to minimize self-heating effect.
 3. f = 1kHz.

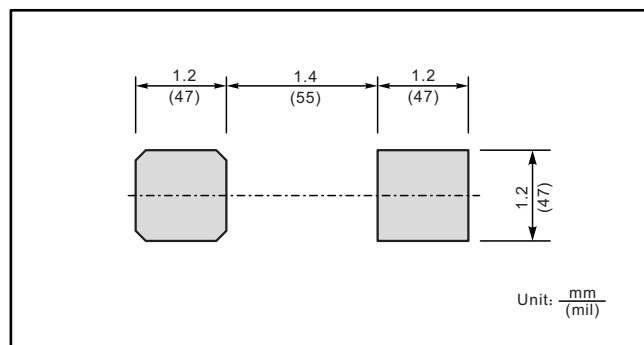
PACKAGE OUTLINE

Plastic surface mounted package; 2 leads

SOD-323



The recommended mounting pad size



X-ON Electronics

Largest Supplier of Electrical and Electronic Components

Click to view similar products for [Zener Diodes](#) category:

Click to view products by [TWGMC](#) manufacturer:

Other Similar products are found below :

[MMSZ5245BS-7-F](#) [RKZ13B2KG#P1](#) [RKZ5.6B2KJ#R1](#) [EDZTE6113B](#) [EDZTE6116B](#) [EDZTE616.8B](#) [1N747A](#) [1N966B](#) [NTE5116A](#)
[NTE5121A](#) [NTE5139A](#) [NTE5147A](#) [NTE5152A](#) [NTE5155A](#) [NTE5156A](#) [NTE5164A](#) [JANS1N4974US](#) [SMAJ4764A-TP](#) [RKZ5.1BKU#P6](#)
[3SMAJ5946B-TP](#) [3SMAJ5950B-TP](#) [3SMBJ5920B-TP](#) [3SMBJ5925B-TP](#) [TDZTR24](#) [441774C](#) [MMSZ4678-TP](#) [MMSZ5232BQ-13-F](#)
[BZG04-36](#) [BZG05C9V1-HE3-TR](#) [HZM30NBTR-E](#) [UDZTE-175.1B](#) [3SMAJ5945B-TP](#) [3SMAJ5947B-TP](#) [3SMBJ5941B-TP](#) [DL4746A-TP](#)
[RKZ18B2KK#R1](#) [RKZ10B2KL#R1](#) [RKZ6.8B2KL#R1](#) [RKZ8.2B2KL#R1](#) [DZ2S240M0L](#) [SMAZ27-TP](#) [SMBZ5920B-E3/52](#) [ZMM3.0](#)
[RD16UM-T1-A](#) [RD39S-T1-A](#) [RD9.1S-T1-A](#) [RD10S-T1-A](#) [RD20S-T1-A](#) [RD2.2S-T1-A](#) [RD2.7UM-T1-A](#)