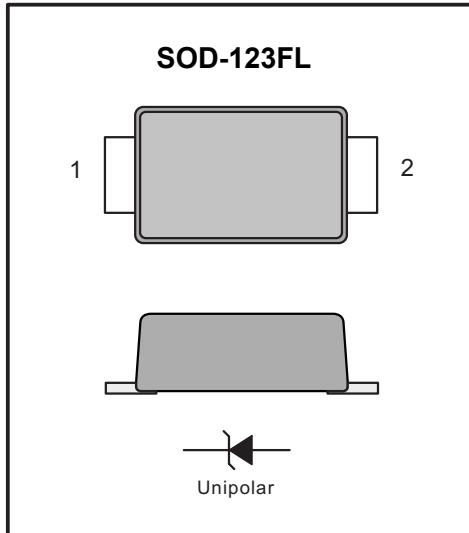


SURFACE MOUNT SCHOTTKY BARRIER RECTIFIER

PINNING

| PIN | DESCRIPTION |
|-----|-------------|
| 1 | Cathode |
| 2 | Anode |



Features

- ◆ The plastic package carries Underwriters Laboratory Flammability Classification 94V-0
- ◆ For surface mounted applications
- ◆ Metal silicon junction, majority carrier conduction
- ◆ Low power loss, high efficiency
- ◆ Built-in strain relief, ideal for automated placement
- ◆ High forward surge current capability
- ◆ High temperature soldering guaranteed: 250 °C/10 seconds at terminals

Mechanical Data

- ◆ Case: JEDEC SOD-123FL molded plastic body
- ◆ Terminals: Solderable per MIL-STD-750, Method 2026
- ◆ Polarity: Color band denotes cathode end Mounting
- ◆ Position: Any
- ◆ Weight : 0.0007 ounce, 0.02 grams

Maximum Ratings And Electrical Characteristics

Ratings at 25° C ambient temperature unless otherwise specified.

Single phase half-wave 60Hz, resistive or inductive load, for capacitive load current derate by 20%.

| Parameter | SYMBOLS | DSK22 | DSK24 | DSK25 | DSK26 | DSK28 | DSK210 | DSK215 | DSK220 | UNITS | |
|--|-----------------|-------------|-------|-------|-------|-------|--------|--------|--------|--------------|----|
| | | K22 | K24 | K25 | K26 | K28 | K210 | K215 | K220 | | |
| Maximum repetitive peak reverse voltage | V_{RRM} | 20 | 40 | 50 | 60 | 80 | 100 | 150 | 200 | V | |
| Maximum RMS voltage | V_{RMS} | 14 | 28 | 35 | 42 | 56 | 70 | 105 | 140 | V | |
| Maximum DC blocking voltage | V_{DC} | 20 | 40 | 50 | 60 | 80 | 100 | 150 | 200 | V | |
| Maximum average forward rectified current at TL (see fig.1) | $I_{(AV)}$ | 2.0 | | | | | | | | A | |
| Peak forward surge current 8.3ms single half sine-wave superimposed on rated load (JEDEC Method) | I_{FSM} | 40 | | | | | | | | A | |
| Maximum instantaneous forward voltage at 2.0A | V_F | 0.55 | | | 0.70 | | 0.85 | | | V | |
| Maximum DC reverse current at rated DC blocking voltage $T_A=25^\circ C$ $T_A=125^\circ C$ | I_R | 10.0 | | | | | 5.0 | | | | mA |
| Typical junction capacitance (NOTE 1) | C_J | 220 | | | 80 | | | | | | pF |
| Typical thermal resistance (NOTE 2) | $R_{\theta JA}$ | 85.0 | | | | | | | | $^\circ C/W$ | |
| Operating junction temperature range | T_J | -55 to +125 | | | | | | | | $^\circ C$ | |
| Storage temperature range | T_{STG} | -55 to +150 | | | | | | | | $^\circ C$ | |

Note: 1. Measured at 1MHz and applied reverse voltage of 4.0V D.C.

Typical Characteristics

Fig.1 Forward Current Derating Curve

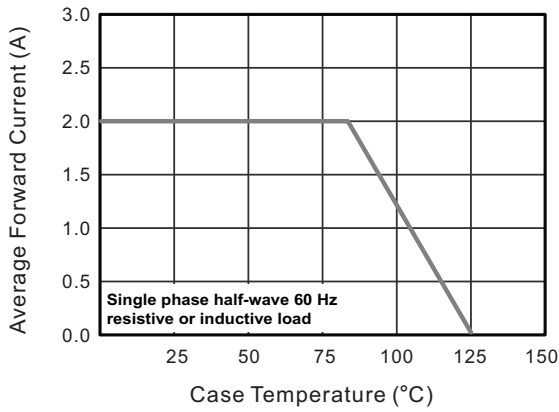


Fig.2 Typical Reverse Characteristics

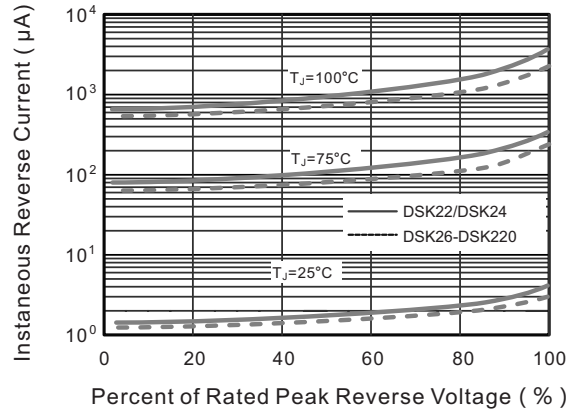


Fig.3 Typical Forward Characteristic

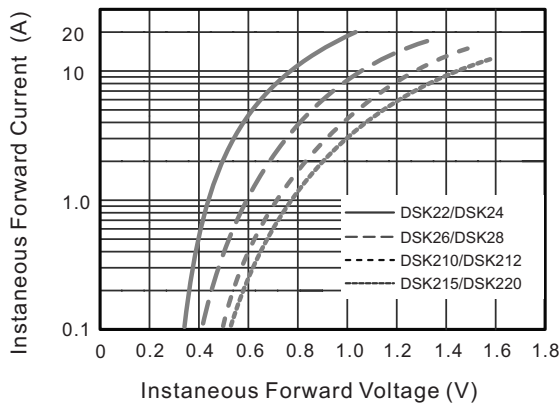


Fig.4 Typical Junction Capacitance

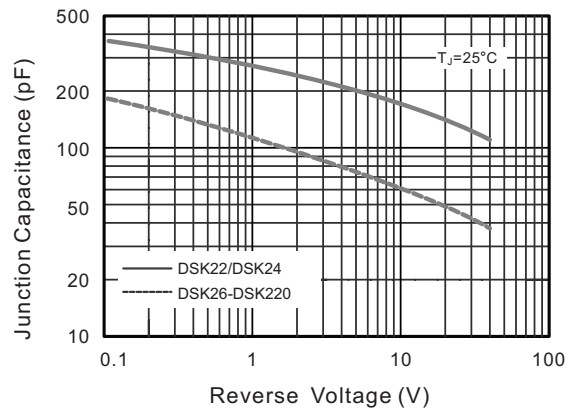


Fig.5 Maximum Non-Repetitive Peak Forward Surge Current

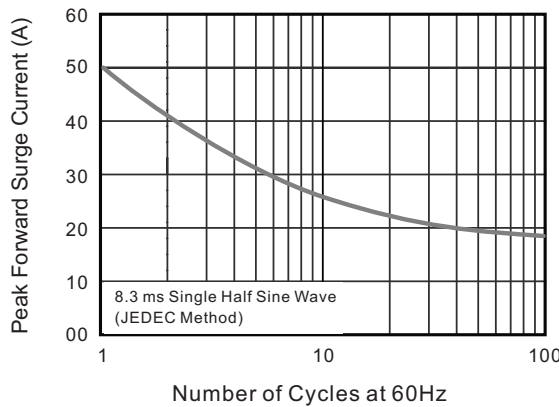
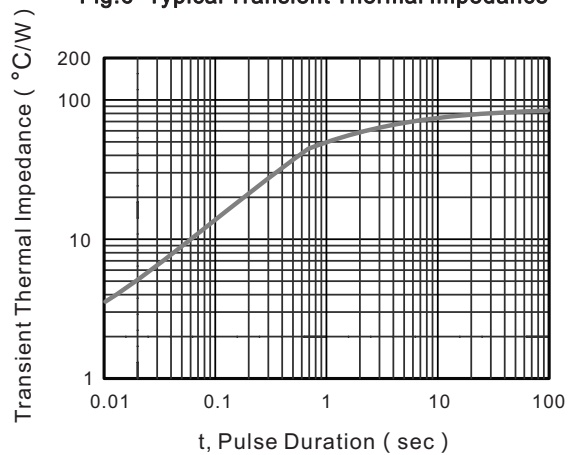


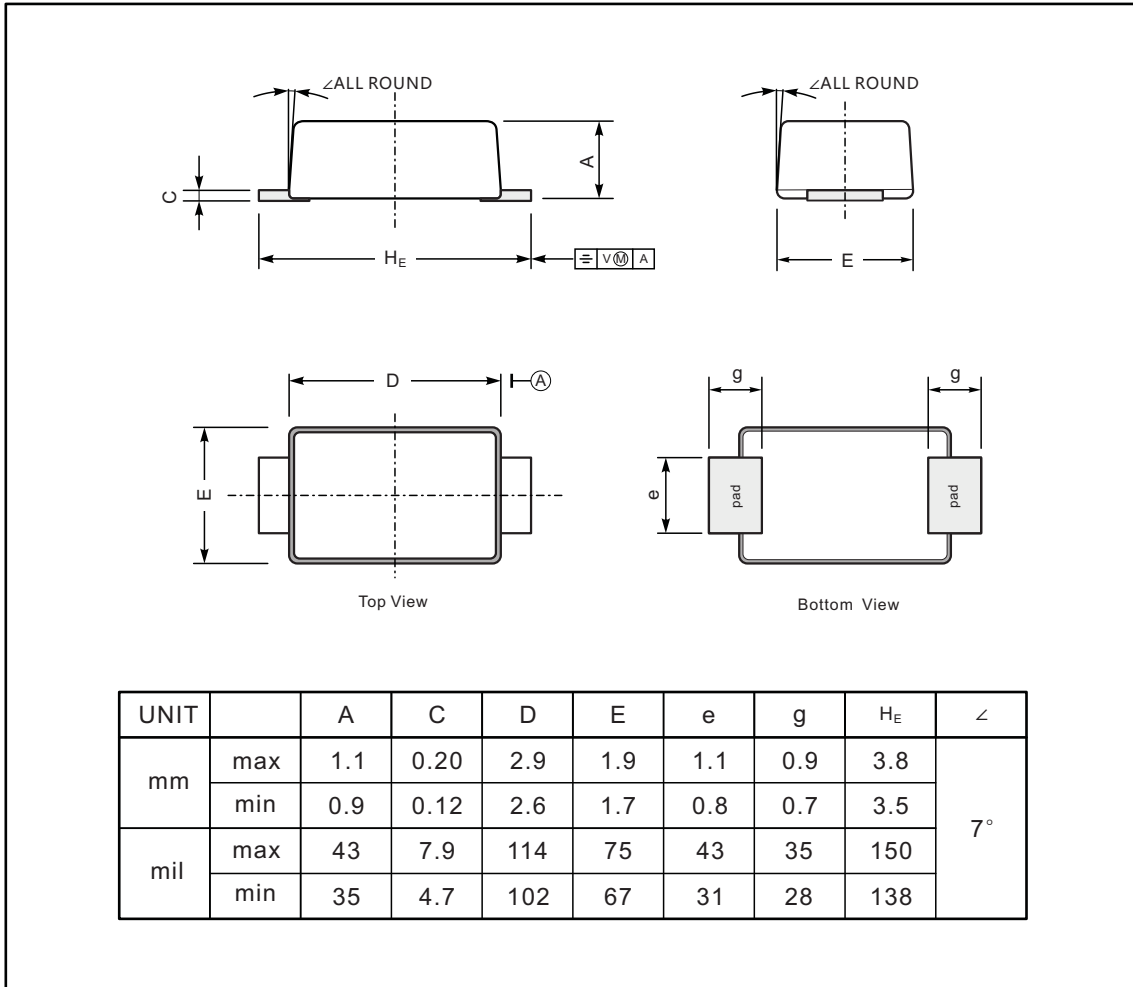
Fig.6- Typical Transient Thermal Impedance



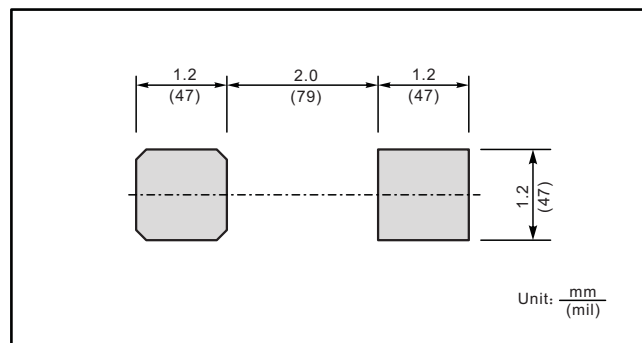
PACKAGE OUTLINE

Plastic surface mounted package; 2 leads

SOD-123FL



The recommended mounting pad size



X-ON Electronics

Largest Supplier of Electrical and Electronic Components

Click to view similar products for [Schottky Diodes & Rectifiers](#) category:

Click to view products by [TWGMC](#) manufacturer:

Other Similar products are found below :

[CUS06\(TE85L,Q,M\)](#) [MA4E2039](#) [D1FH3-5063](#) [MBR0530L-TP](#) [MBR10100CT-BP](#) [MBR30H100MFST1G](#) [MMBD301M3T5G](#) [PMAD1103-LF](#) [PMAD1108-LF](#) [RB160M-50TR](#) [RB520S-30](#) [RB551V-30](#) [DD350N18K](#) [DZ435N40K](#) [DZ600N16K](#) [BAS16E6433HTMA1](#) [BAS 3010S-02LRH E6327](#) [BAT 54-02LRH E6327](#) [IDL02G65C5XUMA1](#) [NSR05F40QNXT5G](#) [NSVR05F40NXT5G](#) [JANS1N6640](#) [SB07-03C-TB-H](#) [SB1003M3-TL-W](#) [SBAT54CWT1G](#) [SBM30-03-TR-E](#) [SBS818-TL-E](#) [SK32A-LTP](#) [SK33A-TP](#) [SK34A-TP](#) [SK34B-TP](#) [SMD1200PL-TP](#) [ACDBN160-HF](#) [SS3003CH-TL-E](#) [STPS30S45CW](#) [PDS3100Q-7](#) [GA01SHT18](#) [CRS10I30A\(TE85L,QM\)](#) [MBR1240MFST1G](#) [MBRB30H30CT-1G](#) [BAS28E6433HTMA1](#) [BAS 70-02L E6327](#) [HSB123JTR-E](#) [JANTX1N5712-1](#) [VS-STPS40L45CW-N3](#) [DD350N12K](#) [SB007-03C-TB-E](#) [SB10015M-TL-E](#) [SB1003M3-TL-E](#) [SK110-LTP](#)