


SMD TCXO

2.5 x 2.0 x 0.8 mm

7L Series

Think of Frequency Think of **TXC**
come visit our site <http://www.txccorp.com>



Features

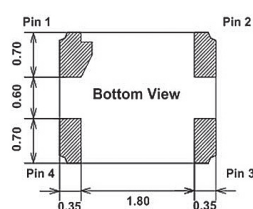

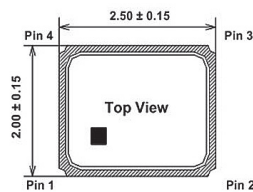
- Temperature Stability: ± 0.5 ppm ~ ± 2.0 ppm.
- Operating Temperature Range: -30 °C ~ 85 °C.
- Supply Voltage: 1.8 V ~ 3.3 V.
- Voltage Control Function Available.
- Frequencies: 16.367667 MHz, 16.368 MHz, 16.369 MHz, 19.2 MHz, 26 MHz, 33.6 MHz, 38.4 MHz, 40 MHz, 52 MHz.
- Applications: GPS, WiMAX, Cellular and Wireless Communications.
- RoHS Compliant / Pb Free.

Electrical Specifications

Item / Type		7L
Output Type		Clipped Sinewave
Output Load		10K Ω // 10 pF
Oscillation Mode		Fundamental
Supply Voltage		1.8 ~ 3.3 V
Frequency Range		13 ~ 52 MHz
Clipped Sinewave Output Voltage		0.8 Vp-p Min.
Frequency Stability	Vs. Temperature (-30 ~ $+85$ °C)	$\pm 0.5 / \pm 2.0$ ppm
	Vs. Load (Load varies ± 10 %)	± 0.2 ppm Max.
	Vs. Supply Voltage (V_{cc} = Typical ± 0.1 V)	± 0.2 ppm Max.
Frequency Tolerance	at 25 °C after 2 Reflows with Typical Applied to Auto Frequency Control Pin	± 2.5 ppm Max.
Slope of Frequency Drift		± 0.1 ppm / °C Typical ; ± 0.5 ppm / °C Max.
Storage Temperature Range		-40 ~ $+85$ °C
Auto Frequency Control (AFC) Range *		± 7 ~ ± 16 ppm (1.4V \pm 1V)
Supply Current		2.0 mA Max.
Start-up Time		5 ms Max.
Harmonics		-5 dBc Max.
Phase Noise at 1 kHz offset		-130 dBc / Hz
Aging (at 25 °C)		± 1 ppm / year Max.

* AFC Range is selective and disable is acceptable.

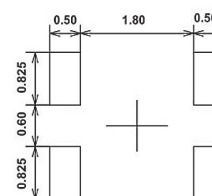
Dimensions



Pin Connection

Name	Connection
Pin 1	AFC or GND
Pin 2	GND
Pin 3	OUTPUT
Pin 4	VCC

Recommended Land Pattern



Units: mm

X-ON Electronics

Largest Supplier of Electrical and Electronic Components

Click to view similar products for [Standard Clock Oscillators](#) category:

Click to view products by [TXC Corporation](#) manufacturer:

Other Similar products are found below :

[601252](#) [F335-25](#) [F535L-33.333](#) [F535L-50](#) [ASV-20.000MHZ-LR-T](#) [ECS-2018-160-BN-TR](#) [MXO45HS-2C-66.6666MHZ](#) [SiT1602BI-22-33E-50.000000E](#) [SiT8209AI-32-33E-125.000000](#) [SIT8918AA-11-33S-50.000000G](#) [SM4420TEV-40.0M-T1K](#) [SMA4306-TL-H](#) [F335-24](#) [F335-40](#) [F535L-10](#) [F535L-12](#) [F535L-16](#) [F535L-24](#) [F535L-27](#) [F535L-48](#) [PE7744DW-100.0M](#) [ASF1-3.686MHZ-N-K-S](#) [ASV-4.000MHZ-LCS-T](#) [XLH735025.000JU4I8](#) [XLP725125.000JU6I8](#) [XO57CTECNA3M6864](#) [ECS-2100A-147.4](#) [601251](#) [EP16E7E2H26.000MTR](#) [SiT8503AI-18-33E-0.200000X](#) [SIT8918AA-11-33S-16.000000G](#) [SIT9122AI2C233E300.000000X](#) [XO37CTECNA20M](#) [XO3003](#) [9120AC-2D2-33E212.500000](#) [9102AI-243N25E100.00000](#) [8208AC-82-18E-25.00000](#) [ASDK2-32.768KHZ-LR-T3](#) [8008AI-72-XXE-24.545454E](#) [8004AC-13-33E-133.33000X](#) [AS-4.9152-16-SMD-TR](#) [ASFL1-48.000MHZ-LC-T](#) [632L3I004M00000](#) [SIT8920AM-31-33E-25.0000](#) [DSC1028DI2-019.2000](#) [9121AC-2C3-25E100.00000](#) [9102AI-233N33E100.00000X](#) [9102AI-233N25E200.00000](#) [9102AI-232H25S125.00000](#) [9102AI-133N25E200.00000](#)