

SPECIFICATION FOR APPROVAL

CUSTOMER : _____

PRODUCT TYPE : HC-49/S

NOMINAL FREQ. : 12.000000MHz

TXC P/N : 9B12070003

REVISION : S1

CUSTOMER P/N : _____

PM / SALES : _____

DATE : _____

CUSTOMER CONFIRMATION : _____
(Singnature)

(Date)

RoHS Compliant

SPECIFICATION FOR APPROVAL

PRODUCT TYPE : HC-49/S
NOMINAL FREQ. : 12.000000MHz
TXC P/N : 9B12070003
REVISION : S1

PE/RD	QA	MFG
<i>Simon Wang</i> Simon Wang	<i>Randy Chiang</i> Randy Chiang	<i>Shu-Chen ko</i> Shu-Chen Ko
2017/2/17	2017/2/17	2017/2/17

RoHS Compliant

<u>Rev</u>	<u>Revise page</u>	<u>Revise contents</u>	<u>Date</u>	<u>Ref.No.</u>	<u>Reviser</u>
S1	N/A	Initial Release	2017/2/17	N/A	Shu-Chen Ko

Spec Sheet Contents

No.	Content	Page
1	ELECTRICAL SPECIFICATIONS	P.3
2	DIMENSIONS MARKING SUGGESTED REFLOW PROFILE& MANUAL SOLDER CONDITION	P.4
3	STRUCTURE ILLUSTRATION	P.5
4	PACKING	P.6
5	RELIABILITY SPECIFICATIONS	P.7 P.8
6	NOTE	P.8

ELECTRICAL SPECIFICATIONS

Standard atmospheric conditions

Unless otherwise specified, the standard range of atmospheric conditions for making measurement and tests are as follow:

- Ambient temperature : 25+/-5°C
- Relative humidity : 40%~70%

If there is any doubt about the results, measurement shall be made within the following limits:

- Ambient temperature : 25+/-1°C
- Relative humidity : 40%~70%

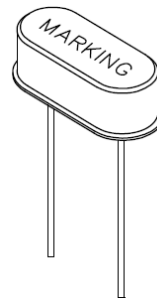
Measure equipment

SAUNDERS 250B CRYSTAL IMPEDANCE METER.

Crystal cutting type

The crystal is using AT CUT (thickness shear mode).

Unit Weight : 0.54 g +/- 0.05g



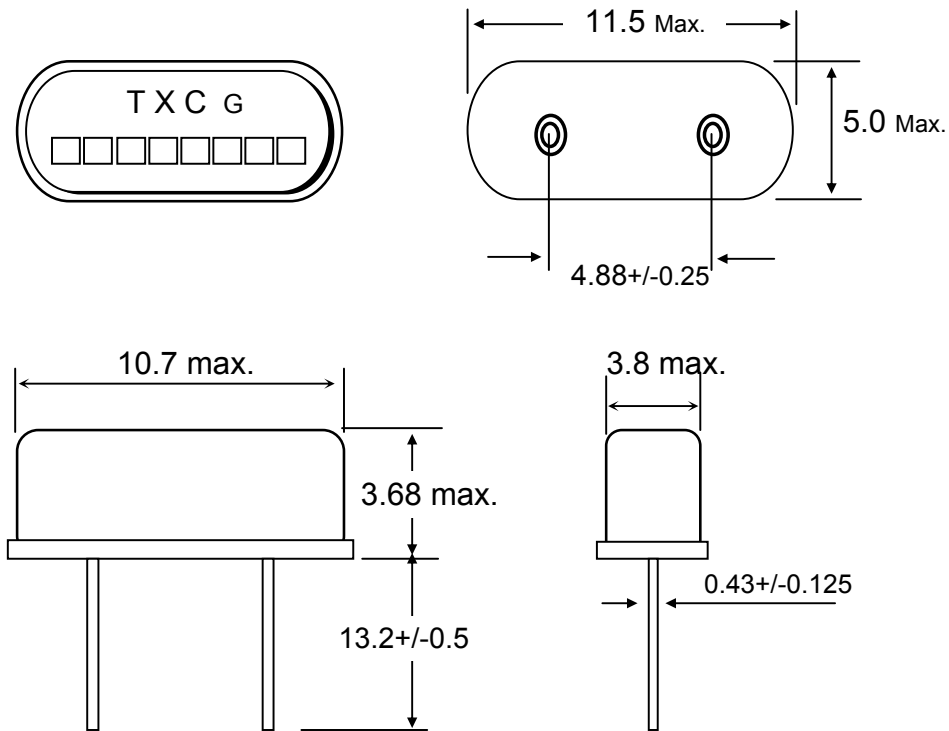
please refer to marking code page

	Parameters	SYM.	Electrical Spec.				Notes
			MIN.	TYP.	MAX.	UNITS	
1	Nominal Frequency	FL	12.000000			MHz	-
2	Oscillation Mode	-	Fundamental			-	-
3	Load Capacitance	CL	18			pF	-
4	Frequency Tolerance	FT	-10		+10	ppm	at 25 °C +/- 3 °C
5	Frequency Stability	ST	-10		+10	ppm	Over Operating Temp. Range (Reference 25°C)
6	Operating Temperature	OT	-20	~	+70	°C	-
7	Aging	-	-5		+5	ppm	1st Year
8	Drive level	DL	-	100	500	uW	-
9	Effective Resistance	Rr	-	-	60	Ω	-
10	Shunt Capacitance	C0	-	-	7	pF	-
11	Insulation Resistance	-	500	-	-	MΩ	at DC 100V
12	Storage Temperature Range	-	-40	~	+85	°C	-
13	SPDB(+/-5000ppm)	SPDB		~	-3	dB	-

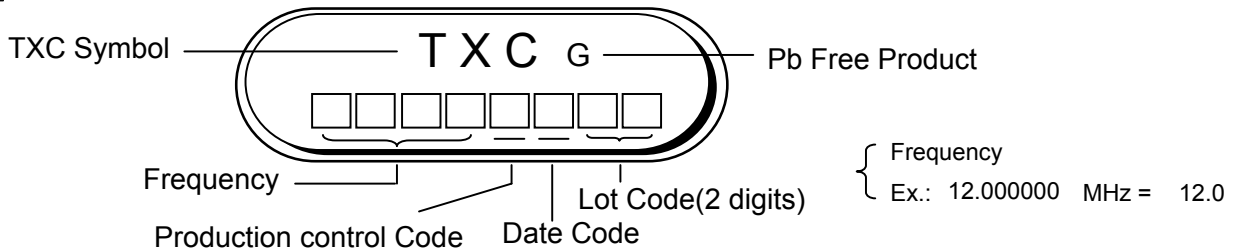
FACTORY LOCATION : CHINA

■ DIMENSIONS

(Unit:mm)



■ MARKING



Date Code:

YEAR					MONTH											
					JAN	FEB	MAR	APR	MAY	JUN	JUL	AUG	SEP	OCT	NOV	DEC
2013	2017	2021	2025	2029	A	B	C	D	E	F	G	H	J	K	L	M
2014	2018	2022	2026	2030	N	P	Q	R	S	T	U	V	W	X	Y	Z
2015	2019	2023	2027	2031	a	b	c	d	e	f	g	h	j	k	l	m
2016	2020	2024	2028	2032	n	p	q	r	s	t	u	v	w	x	y	z

*This date code will be cycled every four years.

■ SUGGESTED REFLOW PROFILE

Solder melting point :220+/-10 °C, 60 sec. Min.

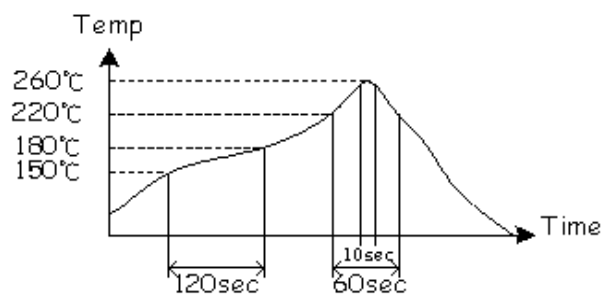
Peak Temperature: 260 +/- 5 °C, 10 sec. Max.

■ SUGGESTED MANUAL SOLDER CONDITION

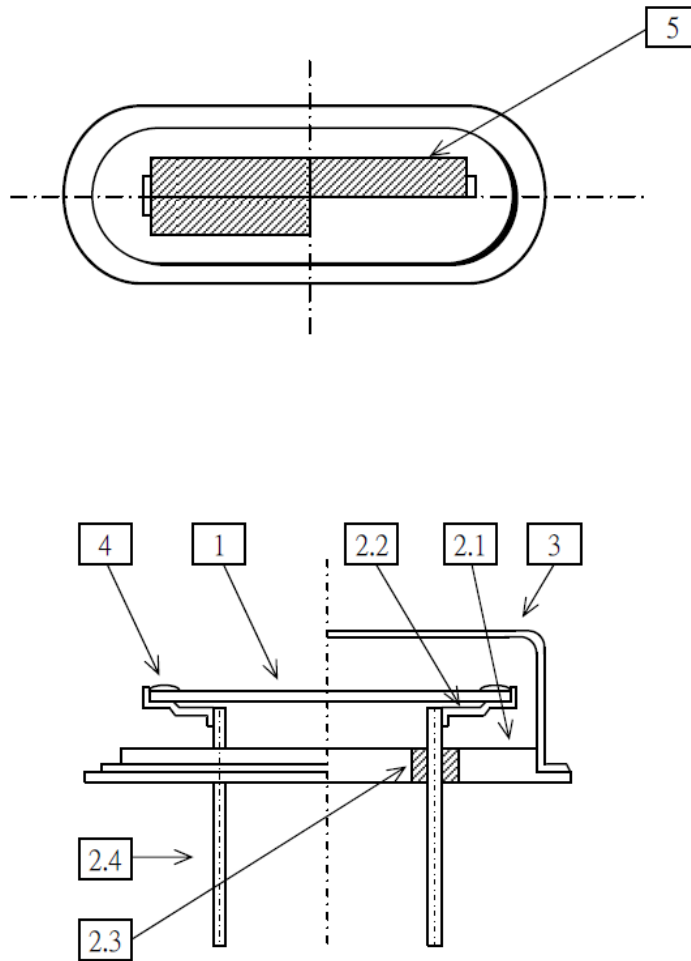
Temperature: 350 +/- 10 °C

Time: 3 sec.

Re-solder times: twice



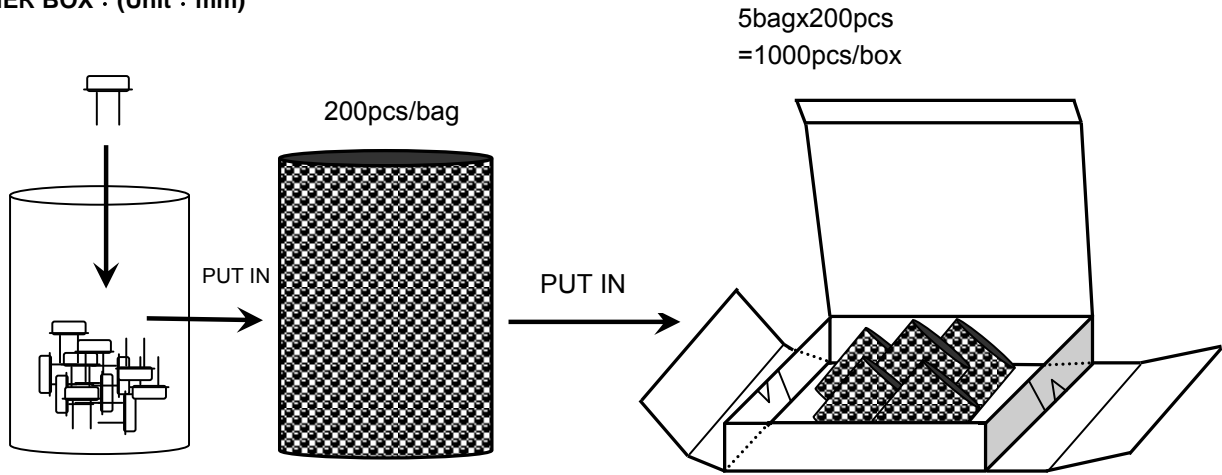
■ **STRUCTURE ILLUSTRATION**



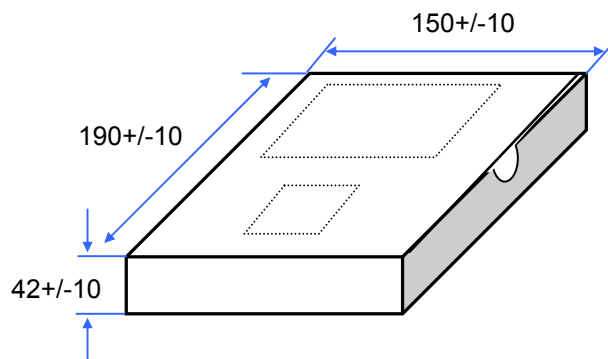
NO	COMPONENTS		MATERIALS	FINISH/SPECIFICATIONS
1	CRYSTAL BLANK		QUARTZ (SiO ₂)	/
2	2.1	HOLDER	SPCC	Ni PLATED
	2.2	SUPPORTER	NICKEL SILVER	/
	2.3	GLASS	GLASS	/
	2.4	LEAD	KOVAR	/
3	COVER	NICKEL SILVER	/	
4	CONDUCTIVE ADHESIVE	Ag + RESIN	/	
5	ELECTRODE	Noble Metal	/	

Packing For Pb Free Parts :

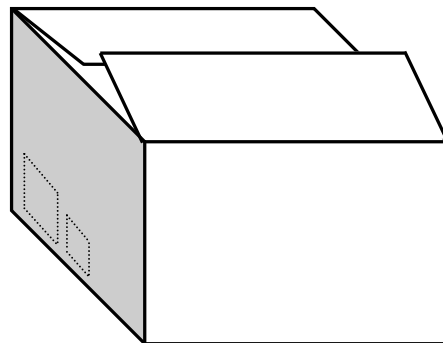
1. INNER BOX : (Unit : mm)



2. LOGO STICKER(CARTON and INNER BOX) : (Unit : mm)



↓
PUT IN



(1) Put in stuff between space.

[STORAGE]

1. Don't be caught in the rain.
2. The storage environment shall be 5°C ~40°C temperature and 30% ~ 75%RH humidity and free from the sun shine.
3. If customers have special requirements, we can paste labels according to it.

RELIABILITY SPECIFICATIONS

1. Mechanical Endurance

No.	Test Item	Test Methods	Test Criteria
1.1	Drop test	50 cm Height, Fall freely onto firm wood for 3 times.	B C
1.2	Mechanical Shock	1000 G , 0.5 m Sec. , 3 times for all 3 directions.	B C
1.3	Vibration	Frequency range 10 ~ 2000 Hz Acceleration 5G Sweep time 20 minute Pencil axes each test time 4 hours (Total test time 12 hours)	B C
1.4	Terminal Strength	17.7N force for 60sec +/-1sec.	F
1.5	Solderability	Pb free :Temperature 235+/-5°C,Immersion time:5+/-1sec Pb :Temperature 215+/-5°C,Immersion time:5+/-1sec	E

2. Environmental Endurance

No.	Test Item	Test Methods	SPEC
2.1	Resistance To Soldering Heat	Test temperature 260 +/- 5 °C Test time 10 +/- 1 sec. Emersion Rate 25 +/- 6 mm/s Immersed of specimen 1.5mm	ACD
2.2	High Temp. Storage	+ 85°C +/- 3 °C for 500 +/- 12 Hrs	ACD
2.3	Low Temp. Storage	- 40 °C +/- 3 °C for 500 +/-12 Hrs	ACD
2.4	Temperature cycle	-40°C~85°C,for 300 cycles. 	ACD
2.5	High Temp & Humidity	85°C +/- 3°C , RH 85% , 500 Hrs	ACD

HANDLING CAUTIONS

Prohibit the use of ultrasonic welding in Assembling

■ RELIABILITY SPECIFICATIONS

Specifications	
A	Frequency change: Within +/-20ppm or in customer's specification.
B	Frequency change: Within +/-10ppm or in customer's specification.
C	Equivalent series resistance(E.S.R) change: Within +/-15% or 10Ω(larger value).
D	After conditioning , quartz crystal units shall be subjected to standard atmospheric conditions for 24 hour, and measured.
E	Minimum 95% of immersed terminal shall be covered with new uniform solder.
F	No damage on specimen

Measurement condition

Electrical characteristics measured by S&A250B or equivalent.

NOTE:

1. TXC requires one copy returned with signature and title of authorized individual that signifies acceptance of the attached specifications.
2. Orders received and accepted by TXC after return of signed copy of specification will be produced per these specifications.
3. Any changes to these specifications must be agreed upon by both parties and new revision of the "Product Specification Sheet" will be issued.
4. Any issuance of purchase order prior to consigning back the approval page of "Specification Sheets" from customers will be regarded as the agreement on the contents of these specifications.
5. The green product standard set by TXC is based upon the international standards.Related information is publicly described on the TXC's website, and updated regularly. The document is compliant with the latest green product quality system directives at the time.
6. Revision "Sx" is for engineering samples only. PE/RD's approval required.
7. Revision "Ax" is production ready. PE, QA and MFG's approval required.
8. Inform TXC in advance if you use ultrasonic welding in assembling process .

X-ON Electronics

Largest Supplier of Electrical and Electronic Components

Click to view similar products for [Crystals](#) category:

Click to view products by [TXC Corporation](#) manufacturer:

Other Similar products are found below :

[CX3225GB25000M0PPSZ1](#) [718-13.2-1](#) [MC405 32.0000K-R3:PURE SN](#) [7A-40.000MAAE-T](#) [FL2000085](#) [99-BU](#) [9B-15.360MBBK-B](#) [9C-7.680MBBK-T](#) [H10S-12.000-18-EXT-TR](#) [ABC2-6.000MHZ-D4Z-T](#) [ABLS-20.000MHZ-D2-T](#) [ABS071-32.768KHZ-6-T](#) [R38-32.768-12.5-5PPM-NPB](#) [BTD1062E05A-513](#) [21U15A-21.4MHZ](#) [RTX-781DF1-S-20.950](#) [LFXTAL066198Cutt](#) [9C-14.31818MBBK-T](#) [A-11.000MHZ-27](#) [ABL-27.000MHZ-B4Y-T](#) [ABM11-132-24.000MHZ-T3](#) [ABM3B1-25.000MHZ-D2Y-T](#) [SPT2A-.032768B](#) [SPT2A.032768G](#) [SSPT7F-9PF20-R](#) [FX325BS-38.88EEM1201](#) [LFXTAL065253Cutt](#) [LFXTAL066431Cutt](#) [XT9S20ANA14M7456](#) [XT9SNLANA16M](#) [646G-24-2](#) [7A-24.576MBBK-T](#) [7B-30.000MBBK-T](#) [7A-14.31818MBBK-T](#) [6504-202-1501](#) [6526-202-1501](#) [ABLS-12.000MHZ-B2Y-T](#) [ABLS-10.000MHZ-D3W-T](#) [7A-10.000MBBK-T](#) [SG636PCE-20.000MC](#) [3404](#) [E1SAA18-25.000M TR](#) [CM315D32768EZFT](#) [C1E-24.000-7-2020-R](#) [C1E-19.200-12-1530-X-R](#) [C1E-16.000-12-1530-X-R](#) [FL5000014](#) [EUCA18-3.1872M](#) [FX0800015](#) [425F35E027M0000](#)