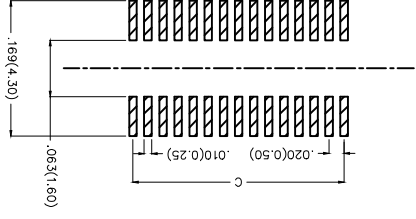
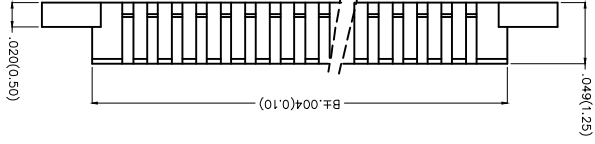
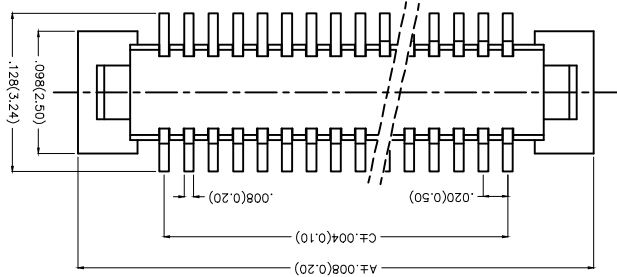
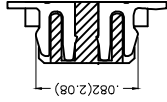
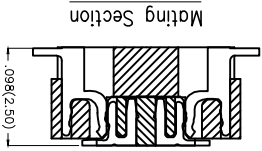


REV	LOCATIONS	DESCRIPTION	DATE	REVISER	APPD


Electrical
 Current Rating: 0.5A AC(rms)/DC
 Voltage Rating: 50V AC(rms)/DC
 Contact Resistance: 40 mΩ Max
 Insulation Resistance: 500 MΩ MIN
 Withstanding Voltage: 250V AC r.m.s
 Temperature Range—Operating: -25°C~+85°C
 Material and Plating
 Housing: LCP (UL 94V-0)
 Contact Pin: Phosphor Bronze
 Plating: Gold Plated



Ordering Information

FBB 050 01 — M XX S 1 XX 3 W5 M
 1 2 3 4 5 6 7 8 9 10 11

1	Category	FBB—Board To Board
2	Series Number	050—Pitch:0.50mm
3	Distinction No.	01
4	Type	M—Male
5	Circuits	XX
6	Entry Angle	S—180° Vertical
7	Plating	1—Gold Plated
8	Thickness of Plating	00—Gold Flash 01—1μ
9	Material—Resin	3—LCP
10	Plastic Color	W5—White
11	Packaging	M—Reel



GENERAL TOLERANCES (UNLESS SPECIFIED)
 APPROVE BY FRANK DATE 26/SEPT/13
 CHECKED BY CHERRY DATE 26/SEPT/13
 DRAWN BY JACOB DATE 26/SEPT/13

DESIGN UNITS: Inch (metric)
 SCALE: 5:1
 SIZE: A4

PART NO. FBB05001-M
 TITLE: Board to Board Pitch 0.5mm 180° Vertical (SMT)
 REV 0 SHEET NO. 1/2
 DATE 26/SEPT/13
 THIS DRAWING CONTAINS INFORMATION THAT IS PROPRIETARY TO TXGA INDUSTRIAL ELECTRONICS(Z)CO.,LTD AND SHOULD NOT BE USED WITHOUT WRITTEN PERMISSION



APPD	REVISER	DATE	DESCRIPTION	LOCATIONS	REV

Circuits (n)	Part No.	Dimensions(in/mm)		
		A	B	C
10	FBB05001-M10S1XX3W5M	.220(5.60)	.138(3.50)	.079(2.00)
12	FBB05001-M12S1XX3W5M	.240(6.10)	.157(4.00)	.098(2.50)
14	FBB05001-M14S1XX3W5M	.260(6.60)	.177(4.50)	.118(3.00)
16	FBB05001-M16S1XX3W5M	.280(7.10)	.197(5.00)	.138(3.50)
20	FBB05001-M20S1XX3W5M	.319(8.10)	.236(6.00)	.177(4.50)
22	FBB05001-M22S1XX3W5M	.339(8.60)	.256(6.50)	.197(5.00)
24	FBB05001-M24S1XX3W5M	.358(9.10)	.276(7.00)	.217(5.50)
30	FBB05001-M30S1XX3W5M	.417(10.60)	.335(8.50)	.276(7.00)
34	FBB05001-M34S1XX3W5M	.457(11.60)	.374(9.50)	.315(8.00)
40	FBB05001-M40S1XX3W5M	.516(13.10)	.433(11.00)	.374(9.50)
50	FBB05001-M50S1XX3W5M	.614(15.60)	.531(13.50)	.472(12.00)



THIRD ANGLE PROJECTION

DESIGN UNITS Inch (metric)

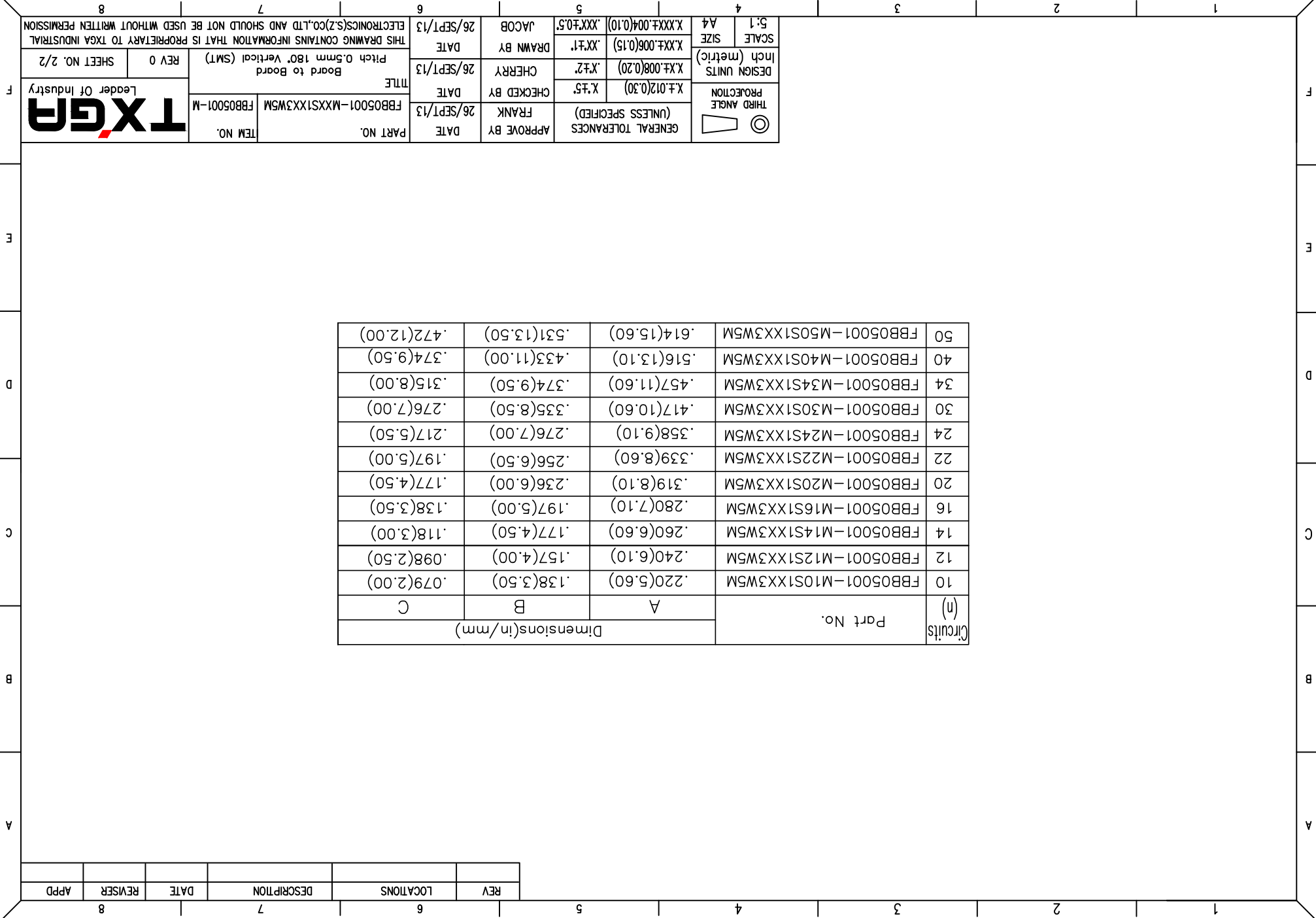
SCALE 5:1 A4

GENERAL TOLERANCES (UNLESS SPECIFIED)
 APPROVE BY FRANK DATE 26/SEPT/13
 CHECKED BY CHERRY DATE 26/SEPT/13
 DRAWN BY JACOB DATE 26/SEPT/13

X.±.012(0.30) X.±.7 X.±.008(0.20) X.±.7 X.±.006(0.15) X.±.1 X.±.004(0.10) X.±.05

PART NO. FBB05001-M
 TITLE Board to Board Pitch 0.5mm 180° Vertical (SMT)
 REV 0 SHEET NO. 2/2

THIS DRAWING CONTAINS INFORMATION THAT IS PROPRIETARY TO TXGA INDUSTRIAL ELECTRONICS(SZ)CO.,LTD AND SHOULD NOT BE USED WITHOUT WRITTEN PERMISSION



X-ON Electronics

Largest Supplier of Electrical and Electronic Components

Click to view similar products for [Board to Board & Mezzanine Connectors](#) category:

Click to view products by [TXGA](#) manufacturer:

Other Similar products are found below :

[10135583-642402LF](#) [89885-310LF](#) [589158040000018](#) [6-1393048-0](#) [68683-613](#) [MDF7-12DP-2.54DSA](#) [MDF7-18P-2.54DSA\(01\)](#) [MDF7-20DP-2.54DSA](#) [MDF7-26D-2.54DSA\(55\)](#) [MDF7-3P-2.54DSA\(01\)](#) [MDF7B-20P-2.54DSA\(01\)](#) [MDF7B-3P-2.54DSA\(55\)](#) [MDF7C-11P-2.54DSA\(55\)](#) [MDF7C-18P-2.54DSA\(55\)](#) [MDF7C-5P-2.54DSA\(01\)](#) [MDF7P-5P-2.54DSA\(55\)](#) [75234-0516](#) [FCN-230C068-11](#) [FCN-268F012-G/BD](#) [FCN-268F036-G/BD](#) [FCN-268M012-G/0D](#) [FCN-268M024-G/1D](#) [FCN-360C008-C](#) [FCN-360C040-C](#) [FCN-723J004/1](#) [MIS-048-01-F-D-DP-K](#) [832-10-034-10-001000](#) [93696-325LF](#) [11828-1FA](#) [AXK630345P](#) [18097-0013](#) [ICA-328STT](#) [2007042-2](#) [304400-2](#) [FCN-214Q030-G/0](#) [FCN-215Q040-G/0](#) [FCN-230C068-ESA](#) [FCN-234P048-G/0](#) [FCN-235D050-G/C](#) [FCN-360A3](#) [FCN-360C040-B](#) [210-93-314-41-105000](#) [2-22603-0](#) [379-064-521-202](#) [MDF7-12P-2.54DSA\(01\)](#) [MDF7-16P-2.54DS\(56\)](#) [MDF7-40DP-2.54DSA\(55\)](#) [MDF7-8P-2.54DSA\(55\)](#) [MDF7B-16P-2.54DSA\(55\)](#) [AXG720047](#)