

REV	LOCATIONS	DESCRIPTION	DATE	REVISER	APPD
1		Part No. Change:FR-050MSS-DXX-HXX To FBB05002-MXXS1XX3XXM-HXX	29/OCT/13	JACOB	CHERRY
2		Structure Change	26/DEC/18	CHERRY	KATE
3		Add packaging specification	05/DEC/19	KATE	CHERRY

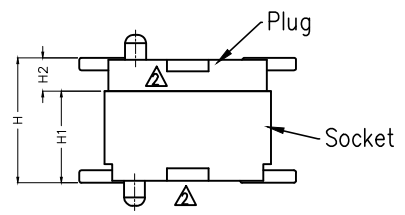
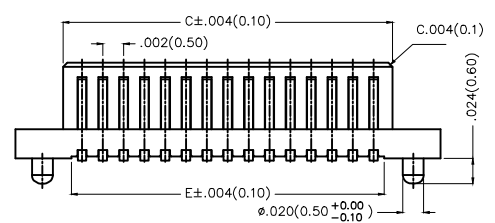
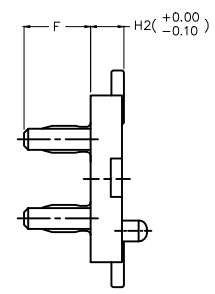
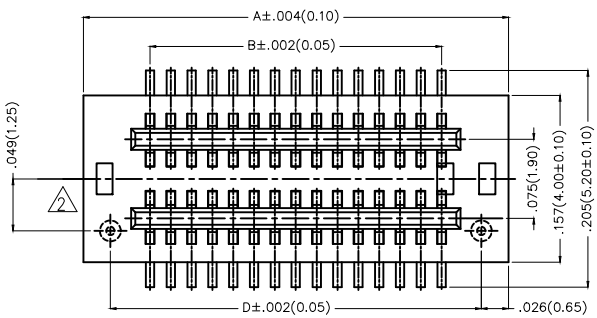
Electrical

Current Rating: 0.5A AC(rms)/DC
Voltage Rating: 50V AC(rms)/DC
Contact Resistance: 40 mΩ Max
Insulation Resistance: 100 MΩ MIN
Withstanding Voltage: 250V AC r.m.s
Temperature Range-Operating: -25°C~+85°C

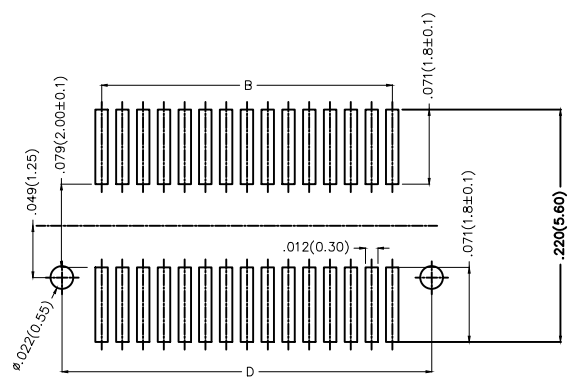
Material and Plating

Housing: LCP(UL 94V-0)
Contact Pin: Phosphor Bronze
Plating: Gold Plated

Height H(in/mm)	Female H1(in/mm)	Male H2(in/mm)	F(in/mm)		
.118(3.00)	.087(2.20)	.031(0.80)	.063(1.60)		
.138(3.50)	.087(2.20)	.051(1.30)	.063(1.60)		
.157(4.00)	.118(3.00)	.039(1.00)	.075(1.90)		
.177(4.50)	.138(3.50)	.039(1.00)	.075(1.90)		
.197(5.00)	.157(4.00)	.118(3.00)	.039(1.00)	.079(2.00)	.075(1.90)
.217(5.50)	.177(4.50)	.039(1.00)	.075(1.90)		
.236(6.00)	.157(4.00)	.079(2.00)	.075(1.90)		
.256(6.50)	.177(4.50)	.079(2.00)	.075(1.90)		



Mating Section



Recommended P.C. Board Layout

Ordering Information

FBB 050 02 — M XX S 1 XX 3 XX M HXX
1 2 3 4 5 6 7 8 9 10 11 12

1 Category FBB-Board To Board	2 Series Number 050-Pitch0.50mm	3 Distinction No. 02	4 Type M-Male	5 Circuits XX	6 Entry Angle S-180° Vertical
7 Plating 1-Gold Plated	8 Thickness of Plating 00-Gold Flash 03-3μ"	9 Material-Resin 3-LCP	10 Color-Resin K6-Black W5-White	11 Packaging M-Reel	12 Male Height H08-0.8mm H13-1.3mm

THIRD ANGLE PROJECTION		GENERAL TOLERANCES (UNLESS SPECIFIED)		APPROVE BY	DATE	PART NO.	TEM NO.	 Leader Of Industry
DESIGN UNITS	X.±.012(0.30)	X'.±5'	CHECKED BY	FRANK	26/SEPT/13	FBB05002-MXXS1XX3XXMHXX	FBB05002-M	
Inch (metric)	X.X±.008(0.20)	.X'±2'	CHERRY	CHERRY	26/SEPT/13	Board to Board Pitch 0.5mm 180° Vertical (SMT)		
SCALE	X.XX±.006(0.15)	.XX'±1'	DRAWN BY	JACOB	26/SEPT/13	THIS DRAWING CONTAINS INFORMATION THAT IS PROPRIETARY TO TXGA INDUSTRIAL ELECTRONICS(S.Z)CO.,LTD AND SHOULD NOT BE USED WITHOUT WRITTEN PERMISSION		REV 3
5:1	X.XXX±.004(0.10)	.XXX'±0.5'	JACOB	JACOB	26/SEPT/13			SHEET NO. 1/3

1 2 3 4 5 6 7 8

REV	LOCATIONS	DESCRIPTION	DATE	REVISER	APPD

A

A

B

B

C

C

D



D

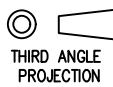

E

E

F

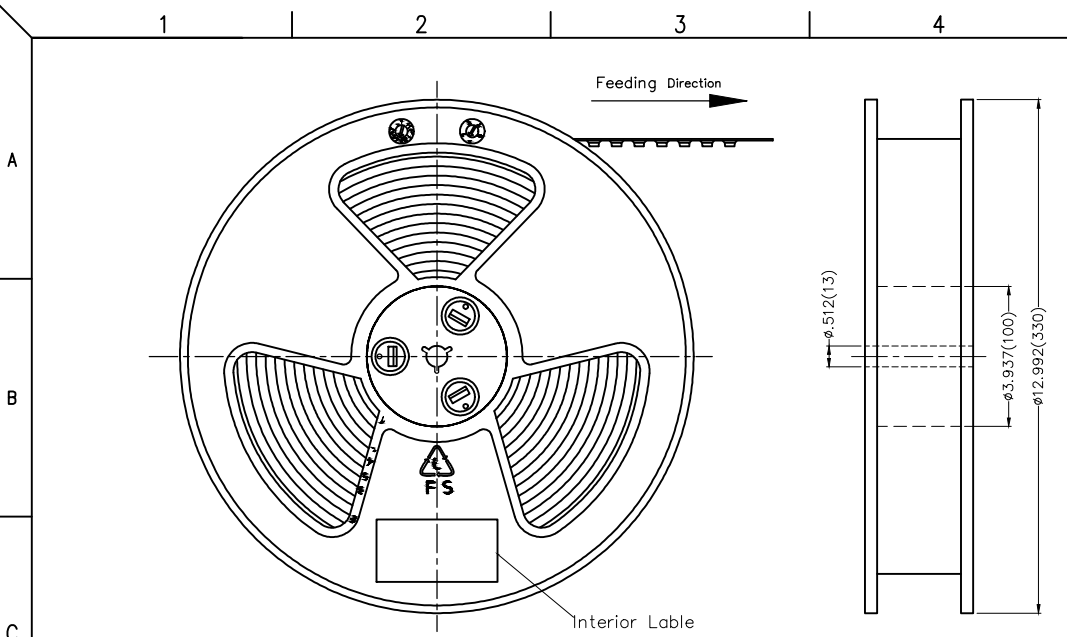
F

Circuits (n)	Part No. 	Dimensions(in/mm)					Circuits (n)	Part No. 	Dimensions(in/mm)				
		A	B	C	D	E			A	B	C	D	E
8	FBB05002-M08S1XX3XXMHXX	.185(4.70)	.059(1.50)	.094(2.40)	.134(3.40)	.079(2.00)	34	FBB05002-M34S1XX3XXMHXX	.441(11.20)	.315(8.00)	.350(8.90)	.390(9.90)	.335(8.50)
10	FBB05002-M10S1XX3XXMHXX	.205(5.20)	.079(2.00)	.114(2.90)	.154(3.90)	.098(2.50)	36	FBB05002-M36S1XX3XXMHXX	.461(11.70)	.335(8.50)	.370(9.40)	.409(10.40)	.354(9.00)
12	FBB05002-M12S1XX3XXMHXX	.224(5.70)	.098(2.50)	.134(3.40)	.173(4.40)	.118(3.00)	38	FBB05002-M38S1XX3XXMHXX	.480(12.20)	.354(9.00)	.390(9.90)	.429(10.90)	.374(9.50)
14	FBB05002-M14S1XX3XXMHXX	.244(6.20)	.118(3.00)	.154(3.90)	.193(4.90)	.138(3.50)	40	FBB05002-M40S1XX3XXMHXX	.500(12.70)	.374(9.50)	.409(10.40)	.449(11.40)	.394(10.00)
16	FBB05002-M16S1XX3XXMHXX	.264(6.70)	.138(3.50)	.173(4.40)	.213(5.40)	.157(4.00)	42	FBB05002-M42S1XX3XXMHXX	.520(13.20)	.394(10.00)	.429(10.90)	.469(11.90)	.413(10.50)
18	FBB05002-M18S1XX3XXMHXX	.283(7.20)	.157(4.00)	.193(4.90)	.232(5.90)	.177(4.50)	44	FBB05002-M44S1XX3XXMHXX	.539(13.70)	.413(10.50)	.449(11.40)	.488(12.40)	.433(11.00)
20	FBB05002-M20S1XX3XXMHXX	.303(7.70)	.177(4.50)	.213(5.40)	.252(6.40)	.197(5.00)	46	FBB05002-M46S1XX3XXMHXX	.559(14.20)	.433(11.00)	.469(11.90)	.508(12.90)	.453(11.50)
22	FBB05002-M22S1XX3XXMHXX	.323(8.20)	.197(5.00)	.232(5.90)	.272(6.90)	.217(5.50)	50	FBB05002-M50S1XX3XXMHXX	.598(15.20)	.472(12.00)	.508(12.90)	.547(13.90)	.492(12.50)
24	FBB05002-M24S1XX3XXMHXX	.343(8.70)	.217(5.50)	.252(6.40)	.291(7.40)	.236(6.00)	60	FBB05002-M60S1XX3XXMHXX	.697(17.70)	.571(14.50)	.610(15.50)	.646(16.40)	.591(15.00)
26	FBB05002-M26S1XX3XXMHXX	.362(9.20)	.236(6.00)	.272(6.90)	.311(7.90)	.256(6.50)	70	FBB05002-M70S1XX3XXMHXX	.795(20.20)	.669(17.00)	.709(18.00)	.744(18.90)	.689(17.50)
28	FBB05002-M28S1XX3XXMHXX	.382(9.70)	.256(6.50)	.291(7.40)	.331(8.40)	.276(7.00)	80	FBB05002-M80S1XX3XXMHXX	.894(22.70)	.768(19.50)	.807(20.50)	.843(21.40)	.787(20.00)
30	FBB05002-M30S1XX3XXMHXX	.402(10.20)	.276(7.00)	.311(7.90)	.350(8.90)	.295(7.50)	90	FBB05002-M90S1XX3XXMHXX	.992(25.20)	.866(22.00)	.906(23.00)	.941(23.90)	.886(22.50)
32	FBB05002-M32S1XX3XXMHXX	.421(10.70)	.295(7.50)	.331(8.40)	.370(9.40)	.315(8.00)	100	FBB05002-M100S1XX3XXMHXX	1.091(27.70)	.965(24.50)	1.004(25.50)	1.039(26.40)	.984(25.00)

 THIRD ANGLE PROJECTION	GENERAL TOLERANCES (UNLESS SPECIFIED)		APPROVE BY FRANK	DATE 26/SEPT/13	PART NO. FBB05002-MXXS1XX3XXMHXX	TEM NO. FBB05002-M	 Leader Of Industry	
	X.±.012(0.30)	X.±5'	CHECKED BY CHERRY	DATE 26/SEPT/13	TITLE Board to Board Pitch 0.5mm 180° Vertical (SMT)	REV 3		SHEET NO. 2/3
	DESIGN UNITS Inch (metric)	X.XX±.008(0.20)	.X'±2"	DRAWN BY JACOB	DATE 26/SEPT/13	THIS DRAWING CONTAINS INFORMATION THAT IS PROPRIETARY TO TXGA INDUSTRIAL ELECTRONICS(S.Z)CO.,LTD AND SHOULD NOT BE USED WITHOUT WRITTEN PERMISSION		
	SCALE 5:1	SIZE A4	X.XX±.006(0.15)	.XX'±1"	X.XXX±.004(0.10)	.XXX'±0.5'		

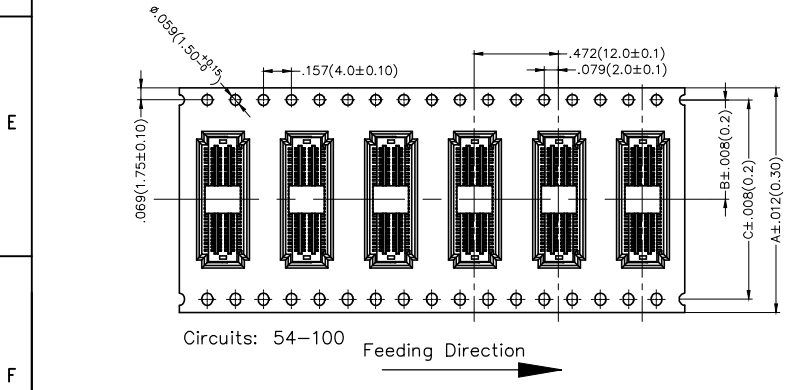
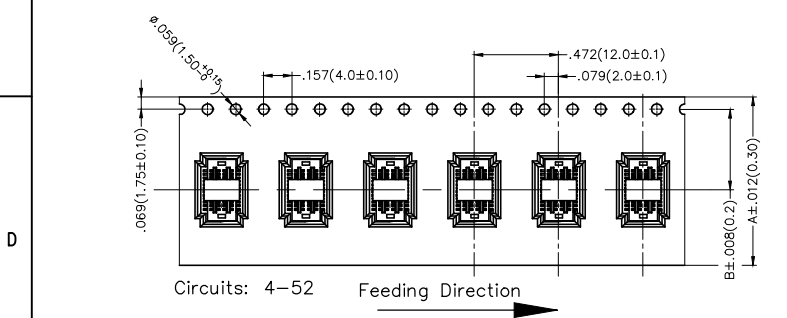
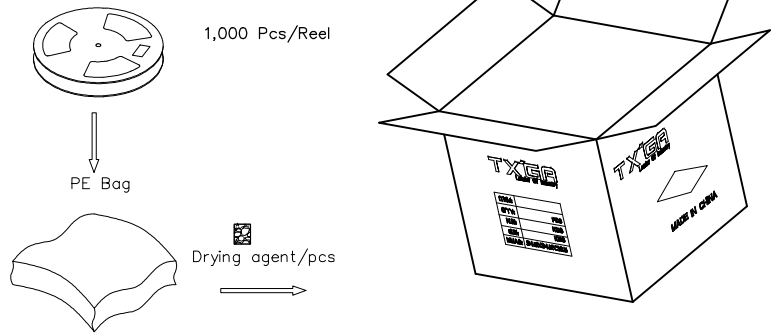

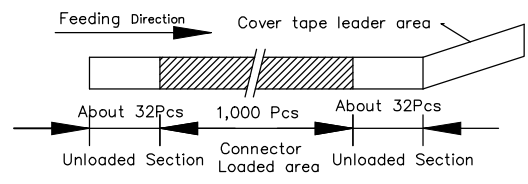
1 2 3 4 5 6 7 8

REV	LOCATIONS	DESCRIPTION	DATE	REVISER	APPD



- Note:
- 10 sprocket hole cumulative tolerance ± 0.2
 - Carrier camber is within 1.0mm in 100mm
 - Material: Black Conductive polystyrene Alloy 100% recyclable
 - All dimensions meet EIA-481-B requirements
 - Peel off force of cover tape & carrier tape: 20g~130g(0.2N~1.3N)
 - Component load per 13" reel: 1,000 pcs

Circuits (n)	Dimensions(in/mm)		
	A	B	C
4~20	.630(16.0)	.295(7.50)	—
22~52	.945(24.0)	.453(11.50)	—
54~70	1.260(32.0)	.561(14.25)	1.122(28.50)
72~100	1.732(44.0)	.797(20.25)	1.594(40.50)



 THIRD ANGLE PROJECTION DESIGN UNITS Inch (metric) SCALE 5:1 SIZE A4	GENERAL TOLERANCES (UNLESS SPECIFIED)		APPROVE BY FRANK	DATE 05/DEC/19	PART NO. FBB05002-MXXS1XX3XXMHXX	ITEM NO. FBB05002-M	 Leader Of Industry
	X.±.012(0.30)	X.'±5'	CHECKED BY CHERRY	DATE 05/DEC/19	TITLE Board to Board Pitch 0.5mm 180° Vertical (SMT)		
	X.XX±.008(0.20)	X.'±2'	DRAWN BY KATE	DATE 05/DEC/19	THIS DRAWING CONTAINS INFORMATION THAT IS PROPRIETARY TO TXGA INDUSTRIAL ELECTRONICS(S.Z)CO.,LTD AND SHOULD NOT BE USED WITHOUT WRITTEN PERMISSION		SHEET NO. 3/3
	X.XX±.006(0.15)	.XX'±1"					
	X.XXX±.004(0.10)	.XXX'±0.5'					

X-ON Electronics

Largest Supplier of Electrical and Electronic Components

Click to view similar products for [Board to Board & Mezzanine Connectors](#) category:

Click to view products by [TXGA](#) manufacturer:

Other Similar products are found below :

[589158040000018](#) [MDF7C-18P-2.54DSA\(55\)](#) [FCN-268F036-G/BD](#) [FCN-268M012-G/0D](#) [FCN-268M024-G/1D](#) [MIS-048-01-F-D-DP-K](#)
[832-10-034-10-001000](#) [FX4C-80S-1.27DSA](#) [93696-330](#) [224393](#) [FCN-235D050-G/C](#) [210-93-314-41-105000](#) [MDF7-40DP-2.54DSA\(55\)](#)
[55323-1519](#) [069159702701000](#) [101A10019X](#) [105061100000861+](#) [75140-7012](#) [87471-650](#) [1744382-4](#) [063209](#) [10124054-515LF](#) [68685-603](#)
[8-1616154-3](#) [541371078](#) [IL-WX-10PB-HF-B-E1000E](#) [FX23-40P-0.5SV15B](#) [FCN-214J100-G/0](#) [354184](#) [P50-028-DDS-TG](#) [53309-2471](#)
[54546-2071](#) [1586617-1](#) [504248-1210](#) [504248-2010](#) [1-1437355-2](#) [9159005551906](#) [NDS100-004-BF](#) [93696-730LF](#) [91922-31141LF](#) [505274-](#)
[3440](#) [501493-2410](#) [504208-3410](#) [505006-0811](#) [505274-2040](#) [202436-1600](#) [202477-0414](#) [71660-7580](#) [73420-5192](#) [360-10-107-00-001000](#)