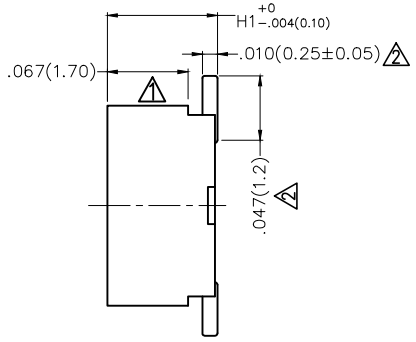
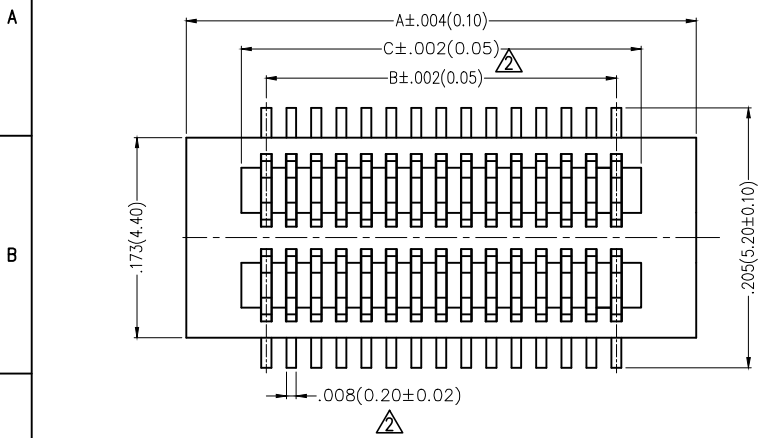
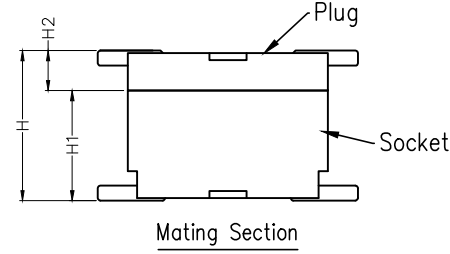
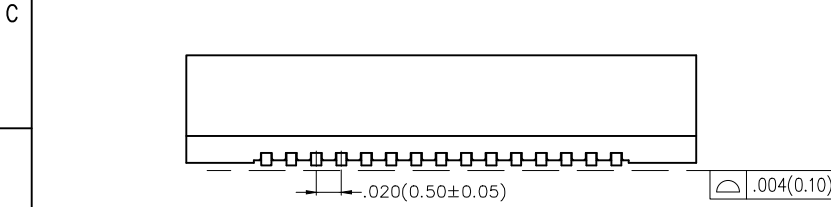


REV	LOCATIONS	DESCRIPTION	DATE	REVISER	APPD
1	△		12/JUN/17	JACOB	CHERRY
2	△	1. Size changes 2.Material-Resin change	12/MAY/21	KATE	CHERRY

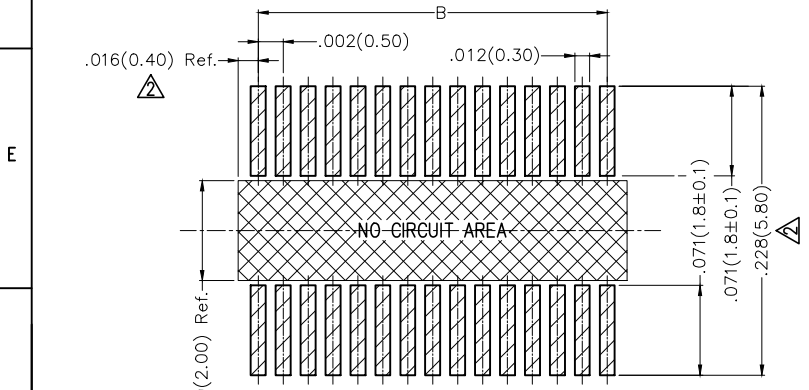


Electrical
 Current Rating: 0.5A AC(rms)/DC
 Voltage Rating: 50V AC(rms)/DC
 Contact Resistance: 40 mΩ Max
 Insulation Resistance: 100 MΩ MIN
 Withstanding Voltage: 250V AC r.m.s
 Temperature Range-Operating: -25°C ~ +85°C

Material and Plating
 △ Housing: PA9T (UL 94V-0)
 Contact Pin: Phosphor Bronze
 Plating: Gold Plated



Height H(in/mm)	Female H1(in/mm)	Male H2(in/mm)
.118(3.00)	.087(2.20)	.031(0.80)
.138(3.50)	.087(2.20)	.051(1.30)
.157(4.00)	.118(3.00)	.039(1.00)
.177(4.50)	.138(3.50)	.039(1.00)
.197(5.00)	.157(4.00)	.039(1.00)
.217(5.50)	.177(4.50)	.039(1.00)
.236(6.00)	.157(4.00)	.079(2.00)
.256(6.50)	.177(4.50)	.079(2.00)




Recommended P.C.Board Layout
 General tolerances: ±.020(0.50)



Ordering Information

FBB 050 03 - F XX S 1 XX 3 K6 M HXX
 1 2 3 4 5 6 7 8 9 10 11 12

- | | | | | | |
|------------------------------------|---|--------------------------------|------------------------------|--------------------------|---|
| 1 Category
FBB-Board To Board | 2 Series Number
050-Pitch 0.5mm | 3 Distinction No.
03 | 4 Type
F-Female | 5 Circuits
XX | 6 Entry Angle
S-180° Vertical |
| 7 Plating
1-Gold Plated | 8 Thickness of Plating
00-Gold Flash
03-3μ" | 9 Material-Resin
3-PA9T △ | 10 Color-Resin
K6-Black | 11 Packaging
M-Reel | 12 Female Height
H22-2.2mm
H30-3.0mm
..... |

THIRD ANGLE PROJECTION	GENERAL TOLERANCES (UNLESS SPECIFIED)		APPROVE BY FRANK	DATE 26/SEPT/13	PART NO. FBB05003-FXXS1XX3K6MHXX	TEM NO. FBB05003-F	 Leader Of Industry	
	DESIGN UNITS Inch (metric)	X.±.012(0.30) X.X±.008(0.20) X.XX±.006(0.15) X.XXX±.004(0.10)	X'.±5" .X'±2" .XX'±1" .XXX'±0.5"	CHECKED BY CHERRY	DATE 26/SEPT/13	TITLE Board to Board Pitch 0.5mm 180° Vertical (SMT)		REV 2
SCALE 5:1	SIZE A4	DRAWN BY JACOB		DATE 26/SEPT/13	THIS DRAWING CONTAINS INFORMATION THAT IS PROPRIETARY TO TXGA INDUSTRIAL ELECTRONICS(S.Z)CO.,LTD AND SHOULD NOT BE USED WITHOUT WRITTEN PERMISSION			

Circuits (n)	Part No.	Dimensions(in/mm)			Circuits (n)	Part No.	Dimensions(in/mm)		
		A	B	C \triangle			A	B	C \triangle
8	FBB05003-F08S1XX3K6MHXX	.185(4.70)	.059(1.50)	.101(2.56)	36	FBB05003-F36S1XX3K6MHXX	.461(11.70)	.335(8.50)	.376(9.56)
10	FBB05003-F10S1XX3K6MHXX	.205(5.20)	.079(2.00)	.120(3.06)	38	FBB05003-F38S1XX3K6MHXX	.480(12.20)	.354(9.00)	.396(10.06)
12	FBB05003-F12S1XX3K6MHXX	.224(5.70)	.098(2.50)	.140(3.56)	40	FBB05003-F40S1XX3K6MHXX	.500(12.70)	.374(9.50)	.416(10.56)
14	FBB05003-F14S1XX3K6MHXX	.244(6.20)	.118(3.00)	.160(4.06)	42	FBB05003-F42S1XX3K6MHXX	.520(13.20)	.394(10.00)	.435(11.06)
16	FBB05003-F16S1XX3K6MHXX	.264(6.70)	.138(3.50)	.180(4.56)	44	FBB05003-F44S1XX3K6MHXX	.539(13.70)	.413(10.50)	.455(11.56)
18	FBB05003-F18S1XX3K6MHXX	.283(7.20)	.157(4.00)	.199(5.06)	46	FBB05003-F46S1XX3K6MHXX	.559(14.20)	.433(11.00)	.475(12.06)
20	FBB05003-F20S1XX3K6MHXX	.303(7.70)	.177(4.50)	.219(5.56)	48	FBB05003-F48S1XX3K6MHXX	.579(14.70)	.453(11.50)	.494(12.56)
22	FBB05003-F22S1XX3K6MHXX	.323(8.20)	.197(5.00)	.239(6.06)	50	FBB05003-F50S1XX3K6MHXX	.598(15.20)	.472(12.00)	.514(13.06)
24	FBB05003-F24S1XX3K6MHXX	.343(8.70)	.217(5.50)	.258(6.56)	60	FBB05003-F60S1XX3K6MHXX	.697(17.70)	.571(14.50)	.613(15.56)
26	FBB05003-F26S1XX3K6MHXX	.362(9.20)	.236(6.00)	.278(7.06)	70	FBB05003-F70S1XX3K6MHXX	.795(20.20)	.669(17.00)	.711(18.06)
28	FBB05003-F28S1XX3K6MHXX	.382(9.70)	.256(6.50)	.298(7.56)	80	FBB05003-F80S1XX3K6MHXX	.894(22.70)	.768(19.50)	.809(20.56)
30	FBB05003-F30S1XX3K6MHXX	.402(10.20)	.276(7.00)	.317(8.06)	90	FBB05003-F90S1XX3K6MHXX	.992(25.20)	.866(22.00)	.908(23.06)
32	FBB05003-F32S1XX3K6MHXX	.421(10.70)	.295(7.50)	.337(8.56)	100	FBB05003-F100S1XX3K6MHXX	1.091(27.70)	.965(24.50)	1.006(25.56)
34	FBB05003-F34S1XX3K6MHXX	.441(11.20)	.315(8.00)	.357(9.06)					

 THIRD ANGLE PROJECTION	GENERAL TOLERANCES (UNLESS SPECIFIED)		APPROVE BY FRANK	DATE 26/SEPT/13	PART NO. FBB05003-FXXS1XX3K6MHXX	TEM NO. FBB05003-F	 Leader Of Industry	
	X.±.012(0.30)	X.±5'	CHECKED BY CHERRY	DATE 26/SEPT/13	TITLE Board to Board Pitch 0.5mm 180° Vertical (SMT)			REV 2
	DESIGN UNITS Inch (metric)	X.X±.008(0.20)	.X'±2'	DRAWN BY JACOB	DATE 26/SEPT/13	THIS DRAWING CONTAINS INFORMATION THAT IS PROPRIETARY TO TXGA INDUSTRIAL ELECTRONICS(S.Z)CO.,LTD AND SHOULD NOT BE USED WITHOUT WRITTEN PERMISSION		
	SCALE 5:1	SIZE A4	X.XX±.006(0.15)	.XX'±1'	X.XXX±.004(0.10)	.XXX'±0.5'		

X-ON Electronics

Largest Supplier of Electrical and Electronic Components

Click to view similar products for [Board to Board & Mezzanine Connectors](#) category:

Click to view products by [TXGA](#) manufacturer:

Other Similar products are found below :

[589158040000018](#) [MDF7C-18P-2.54DSA\(55\)](#) [FCN-268F036-G/BD](#) [FCN-268M012-G/0D](#) [FCN-268M024-G/1D](#) [MIS-048-01-F-D-DP-K](#)
[832-10-034-10-001000](#) [FX4C-80S-1.27DSA](#) [93696-330](#) [224393](#) [FCN-235D050-G/C](#) [210-93-314-41-105000](#) [MDF7-40DP-2.54DSA\(55\)](#)
[55323-1519](#) [069159702701000](#) [101A10019X](#) [105061100000861+](#) [75140-7012](#) [87471-650](#) [1744382-4](#) [063209](#) [10124054-515LF](#) [68685-603](#)
[8-1616154-3](#) [541371078](#) [IL-WX-10PB-HF-B-E1000E](#) [FX23-40P-0.5SV15B](#) [FCN-214J100-G/0](#) [354184](#) [P50-028-DDS-TG](#) [53309-2471](#)
[54546-2071](#) [1586617-1](#) [504248-1210](#) [504248-2010](#) [1-1437355-2](#) [9159005551906](#) [NDS100-004-BF](#) [93696-730LF](#) [91922-31141LF](#) [505274-](#)
[3440](#) [501493-2410](#) [504208-3410](#) [505006-0811](#) [505274-2040](#) [202436-1600](#) [202477-0414](#) [71660-7580](#) [73420-5192](#) [360-10-107-00-001000](#)