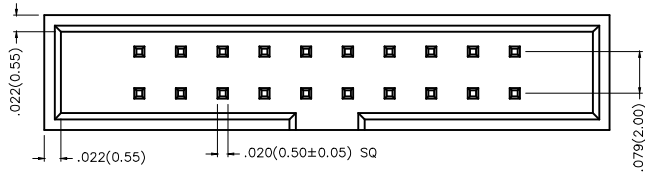
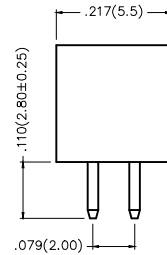
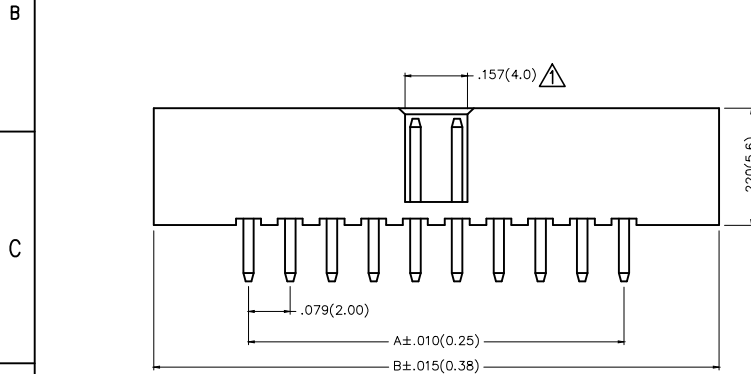


REV	LOCATIONS	DESCRIPTION	DATE	REVISER	APPD
1	△	Size changes	19/MAR/21	KATE	CHERRY



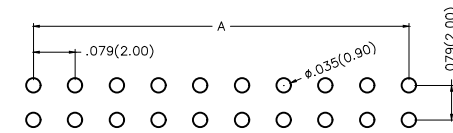
Electrical
 Current Rating 2.0A AC(rms)/DC
 Voltage Rating: 250V AC(rms)/DC
 Contact Resistance: 20 mΩ Max
 Insulation Resistance: 1000 MΩ MIN
 Withstanding Voltage: 500V AC r.m.s
 Temperature Range—Operating: -40°C~+105°C
 Material and Plating
 Housing: Polyester (UL94V-0)
 Contact Pin: Brass
 Plating: Gold Plated/Selective gold in contact area, tin on tail



Ordering Information

FBH 200 01 — D XX S X XX X K6 K
 1 2 3 4 5 6 7 8 9 10 11

1	Category FBH-Box Header	2	Series Number 200-Pitch 2.00mm	3	Distinction No. 01	4	Row Option D-Double Row	5	Circuits XX	6	Entry Angle S-180° Vertical
7	Plating 1-Gold Plated 3-Selective gold in contact area, tin on tail	8	Thickness of Plating 00-Gold Flash 05-5μ" Custom plate available	9	Material-Resin 4-PA6T 5-PA9T 1-PBT	10	Color-Resin K6-Black	11	Packaging K-Tray		



Recommended P.C.Board Layout

Circuits (n)	Part No.	Dimensions(in/mm)		Circuits (n)	Part No.	Dimensions(in/mm)	
		A	B △			A	B △
6	FBH20001-D06SXXXXK6K	.157(4.00)	.525(13.34)	24	FBH20001-D24SXXXXK6K	.866(22.00)	1.234(31.34)
8	FBH20001-D08SXXXXK6K	.236(6.00)	.604(15.34)	26	FBH20001-D26SXXXXK6K	.944(24.00)	1.313(33.34)
10	FBH20001-D10SXXXXK6K	.315(8.00)	.683(17.34)	30	FBH20001-D30SXXXXK6K	1.102(28.00)	1.470(37.34)
12	FBH20001-D12SXXXXK6K	.394(10.00)	.761(19.34)	34	FBH20001-D34SXXXXK6K	1.260(32.00)	1.628(41.34)
14	FBH20001-D14SXXXXK6K	.472(12.00)	.840(21.34)	40	FBH20001-D40SXXXXK6K	1.496(38.00)	1.864(47.34)
16	FBH20001-D16SXXXXK6K	.551(14.00)	.919(23.34)	44	FBH20001-D44SXXXXK6K	1.654(42.00)	2.021(51.34)
18	FBH20001-D18SXXXXK6K	.630(16.00)	.998(25.34)	50	FBH20001-D50SXXXXK6K	1.890(48.00)	2.257(57.34)
20	FBH20001-D20SXXXXK6K	.709(18.00)	1.076(27.34)	60	FBH20001-D60SXXXXK6K	2.283(58.00)	2.651(67.34)

 THIRD ANGLE PROJECTION	GENERAL TOLERANCES (UNLESS SPECIFIED)		APPROVE BY FRANK	DATE 19/JUL/13	PART NO. FBH20001-DXXSXXXXK6K	ITEM NO. FBH20001	 Leader Of Industry	
	DESIGN UNITS Inch (metric)	X.±.012(0.30)	X.±5'	CHECKED BY CHERRY	DATE 19/JUL/13	TITLE Wire to Board(Box Header) Pitch 2.00mm Vertical 180°(DIP)		
		X.X±.008(0.20)	.X'±2'	DRAWN BY JACOB	DATE 19/JUL/13	REV 1		SHEET NO. 1/1
		X.XX±.006(0.15)	.XX'±1'			THIS DRAWING CONTAINS INFORMATION THAT IS PROPRIETARY TO TXGA INDUSTRIAL ELECTRONICS(S.Z)CO.,LTD AND SHOULD NOT BE USED WITHOUT WRITTEN PERMISSION		
SCALE 5:1	SIZE A4	X.XXX±.004(0.10)	.XXX'±0.5'					

X-ON Electronics

Largest Supplier of Electrical and Electronic Components

Click to view similar products for [I/O Connectors](#) category:

Click to view products by [TXGA](#) manufacturer:

Other Similar products are found below :

[571763P](#) [59811-0000](#) [61-168618-12P](#) [D20419-211](#) [D38999/20FJ24PA L/C](#) [76871-1403](#) [PCR-E36PM](#) [PCS-XE26LKA](#) [PCS-XES68MS+](#)
[G38A71314B](#) [DX40-50P\(55\)](#) [1571250010](#) [157-22500-3](#) [MS3471L14-19P L/C](#) [192991-0703](#) [FCN-260C008-A/L0](#) [FCN-260C024-AL0](#) [FCN-](#)
[261Z008](#) [2000314-1](#) [200331-1](#) [PCS-E28FS+](#) [PCS-XE26SLFD+](#) [PCS-XE26SLFDT+](#) [G730VID08BDC24](#) [HDR-E14MSG1+](#) [54182-0605](#)
[UE86K842720321](#) [38113800006](#) [DP3AR020WQ1R200](#) [DRA-26PC-F0R](#) [Z4.102.0680.0](#) [500-1040](#) [500-1052](#) [DX40-20P\(55\)](#) [5554841-1](#)
[SM3100F14S-12P](#) [U90B3054061110](#) [U65-E04-4020](#) [557-262M2-06C](#) [60-042222-02S](#) [10099439-003C-TRLF](#) [226-0348-000](#) [10137239-](#)
[0011LF](#) [70.060.1028.0](#) [109029-ZZ](#) [HDR-E26MG1+](#) [SO-0715-02-01-02](#) [GT1-DA04CST](#) [231-303](#) [MS3112E16-8SX](#)