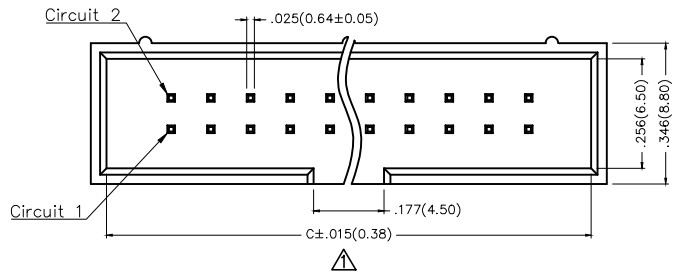
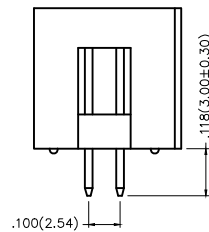
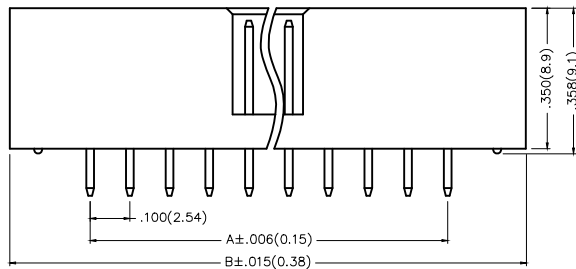


REV	LOCATIONS	DESCRIPTION	DATE	REVISER	APPD
1	△	Add dimension "C"	25/MAR/20	KATE	FRANK



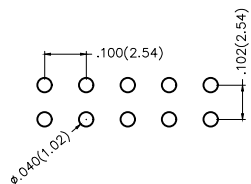
Electrical
 Current Rating: 3.0A AC(rms)/DC
 Voltage Rating: 250V AC(rms)/DC
 Contact Resistance: 20 mΩ Max
 Insulation Resistance: 1000 MΩ MIN
 Withstanding Voltage: 500V AC r.m.s
 Temperature Range—Operating: -40°C~+105°C
 Material and Plating
 Housing: Polyester (UL94V-0)
 Contact Pin: Brass
 Plating: Gold Plated/Selective gold in contact area, tin on tail



Ordering Information

FBH 254 01 — D XX S X XX X XX K
 1 2 3 4 5 6 7 8 9 10 11

1	Category FBH—Box Header	2	Series Number 254—Pitch2.54mm	3	Distinction No. 01	4	Row Option D—Double Row	5	Circuits XX	6	Entry Angle S—180° Vertical
7	Plating 1—Gold Plated 3—Selective gold in contact area, tin on tail	8	Thickness of Plating 00—Gold Flash 05—5μ" Custom plate available	9	Material—Resin 1—PBT 4—PA9T	10	Color—Resin K6—Black W1—White	11	Packaging K—Tray		



Recommended P.C.Board Layout

Circuits (n)	Part No.	Dimensions(in/mm)			Circuits (n)	Part No.	Dimensions(in/mm)		
		A	B	C△			A	B	C△
6	FBH25401-D06SXXXXXXK	.200(5.08)	.601(15.27)	.511(12.97)	26	FBH25401-D26SXXXXXXK	1.200(30.48)	1.601(40.67)	1.511(38.37)
8	FBH25401-D08SXXXXXXK	.300(7.62)	.701(17.81)	.611(15.51)	28	FBH25401-D28SXXXXXXK	1.300(33.02)	1.701(43.21)	1.611(40.91)
10	FBH25401-D10SXXXXXXK	.400(10.16)	.801(20.35)	.711(18.05)	30	FBH25401-D30SXXXXXXK	1.400(35.56)	1.801(45.75)	1.711(43.45)
12	FBH25401-D12SXXXXXXK	.500(12.70)	.901(22.89)	.811(20.59)	32	FBH25401-D32SXXXXXXK	1.500(38.10)	1.901(48.29)	1.811(45.99)
14	FBH25401-D14SXXXXXXK	.600(15.24)	1.101(25.43)	.911(23.13)	34	FBH25401-D34SXXXXXXK	1.600(40.64)	2.001(50.83)	1.911(48.53)
16	FBH25401-D16SXXXXXXK	.700(17.78)	1.201(27.97)	1.011(25.67)	40	FBH25401-D40SXXXXXXK	1.900(48.28)	2.301(58.45)	2.211(56.15)
18	FBH25401-D18SXXXXXXK	.800(20.32)	1.201(30.51)	1.111(28.21)	50	FBH25401-D50SXXXXXXK	2.400(60.96)	2.801(71.15)	2.711(68.85)
20	FBH25401-D20SXXXXXXK	.900(22.86)	1.301(33.05)	1.211(30.75)	60	FBH25401-D60SXXXXXXK	2.900(73.66)	3.301(83.85)	3.211(81.55)
24	FBH25401-D24SXXXXXXK	1.100(27.94)	1.501(38.13)	1.411(35.83)	64	FBH25401-D64SXXXXXXK	3.100(78.74)	3.501(88.93)	3.411(86.63)

 THIRD ANGLE PROJECTION	GENERAL TOLERANCES (UNLESS SPECIFIED)		APPROVE BY FRANK	DATE 19/JUL/13	PART NO. FBH25401-DXXSXXXXXXK	ITEM NO. FBH25401	 Leader Of Industry	
	X.±.012(0.30)	X.±5'	CHECKED BY CHERRY	DATE 19/JUL/13	TITLE Wire to Board(Box Header) Pitch 2.54mm Vertical 180°(DIP)	REV 1		SHEET NO. 1/1
	DESIGN UNITS Inch (metric)	X.X±.010(0.25)	.X'±2'	DRAWN BY JACOB	DATE 19/JUL/13	THIS DRAWING CONTAINS INFORMATION THAT IS PROPRIETARY TO TXGA INDUSTRIAL ELECTRONICS(S.Z)CO.,LTD AND SHOULD NOT BE USED WITHOUT WRITTEN PERMISSION		
	SCALE 5:1	SIZE A4	X.XX±.008(0.20)	X.X'±1"	X.XXX±.004(0.10)	X.XX'±0.5'		

X-ON Electronics

Largest Supplier of Electrical and Electronic Components

Click to view similar products for [I/O Connectors](#) category:

Click to view products by [TXGA](#) manufacturer:

Other Similar products are found below :

[571763P](#) [59811-0000](#) [61-168618-12P](#) [D20419-211](#) [D38999/20FJ24PA L/C](#) [76871-1403](#) [PCR-E36PM](#) [PCS-XE26LKA](#) [PCS-XES68MS+](#)
[G38A71314B](#) [DX40-50P\(55\)](#) [1571250010](#) [157-22500-3](#) [MS3471L14-19P L/C](#) [192991-0703](#) [FCN-260C008-A/L0](#) [FCN-260C024-AL0](#) [FCN-](#)
[261Z008](#) [2000314-1](#) [200331-1](#) [PCS-E28FS+](#) [PCS-XE26SLFD+](#) [PCS-XE26SLFDT+](#) [G730VID08BDC24](#) [HDR-E14MSG1+](#) [54182-0605](#)
[UE86K842720321](#) [38113800006](#) [DP3AR020WQ1R200](#) [DRA-26PC-F0R](#) [Z4.102.0680.0](#) [500-1040](#) [500-1052](#) [DX40-20P\(55\)](#) [5554841-1](#)
[SM3100F14S-12P](#) [U90B3054061110](#) [U65-E04-4020](#) [557-262M2-06C](#) [60-042222-02S](#) [10099439-003C-TRLF](#) [226-0348-000](#) [10137239-](#)
[0011LF](#) [70.060.1028.0](#) [109029-ZZ](#) [HDR-E26MG1+](#) [SO-0715-02-01-02](#) [GT1-DA04CST](#) [231-303](#) [MS3112E16-8SX](#)