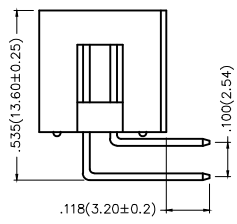
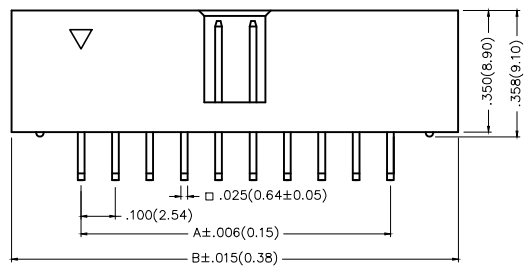
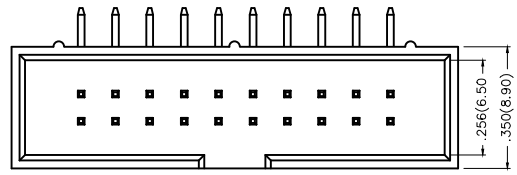


REV	LOCATIONS	DESCRIPTION	DATE	REVISER	APPD



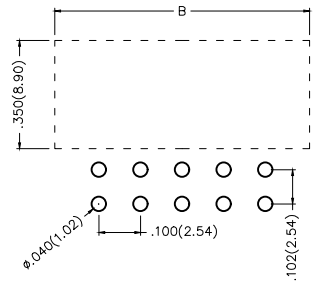
Electrical
 Current Rating: 3.0A AC(rms)/DC
 Voltage Rating: 250V AC(rms)/DC
 Contact Resistance: 20 mΩ Max
 Insulation Resistance: 1000 MΩ MIN
 Withstanding Voltage: 500V AC r.m.s
 Temperature Range—Operating: -40°C~+105°C
 Material and Plating
 Housing: Polyester (UL94V-0)
 Contact Pin: Brass
 Plating: Gold Plated/Selective gold in contact area, tin on tail

* Note: All materials meet the "EU RoHs"

Ordering Information

FBH 254 02 — D XX B X XX X K6 K
 1 2 3 4 5 6 7 8 9 10 11

1	Category FBH-Box Header	2	Series Number 254-Pitch2.54mm	3	Distinction No. 02	4	Row Option D-Double Row	5	Circuits XX	6	Entry Angle B-90° Angle
7	Plating 1-Gold Plated 3-Selective gold in contact area, tin on tail	8	Thickness of Plating 00-Gold Flash 05-5μ" Custom plate available	9	Material-Resin 1-PBT 4-PA9T 9-PA6T(GWIT 960°C)	10	Color-Resin K6-Black	11	Packaging K-Tray		



Recommended P.C.Board Layout

Circuits (n)	Part No.	Dimensions(in/mm)		Circuits (n)	Part No.	Dimensions(in/mm)	
		A	B			A	B
6	FBH25402-D06BXXXXK6K	.200(5.08)	.601(15.27)	26	FBH25402-D26BXXXXK6K	1.200(30.48)	1.701(40.67)
8	FBH25402-D08BXXXXK6K	.300(7.62)	.701(17.81)	30	FBH25402-D30BXXXXK6K	1.400(35.56)	1.801(45.75)
10	FBH25402-D10BXXXXK6K	.400(10.16)	.801(20.35)	32	FBH25402-D32BXXXXK6K	1.500(38.10)	1.901(48.29)
12	FBH25402-D12BXXXXK6K	.500(12.70)	.901(22.89)	34	FBH25402-D34BXXXXK6K	1.600(40.64)	2.001(50.83)
14	FBH25402-D14BXXXXK6K	.600(15.24)	1.001(25.43)	36	FBH25402-D36BXXXXK6K	1.700(43.18)	2.101(53.37)
16	FBH25402-D16BXXXXK6K	.700(17.78)	1.101(27.97)	40	FBH25402-D40BXXXXK6K	1.900(48.26)	2.301(58.45)
18	FBH25402-D18BXXXXK6K	.800(20.32)	1.201(30.51)	50	FBH25402-D50BXXXXK6K	2.400(60.96)	2.801(71.15)
20	FBH25402-D20BXXXXK6K	.900(22.86)	1.301(33.05)	60	FBH25402-D60BXXXXK6K	2.900(73.66)	3.301(83.85)
24	FBH25402-D24BXXXXK6K	1.100(27.94)	1.501(38.13)	64	FBH25402-D64BXXXXK6K	3.100(78.74)	3.501(88.93)

 THIRD ANGLE PROJECTION	GENERAL TOLERANCES (UNLESS SPECIFIED)		APPROVE BY FRANK	DATE 19/JUL/13	PART NO. FBH25402-DXXBXXXXK6K	ITEM NO. FBH25402	 Leader Of Industry	
	DESIGN UNITS Inch (metric)	X.±.012(0.30)	X.±5'	CHECKED BY CHERRY				DATE 19/JUL/13
SCALE 5:1	SIZE A4	X.XX±.006(0.15)	X.X±1"	DRAWN BY JACOB	DATE 19/JUL/13	THIS DRAWING CONTAINS INFORMATION THAT IS PROPRIETARY TO TXGA INDUSTRIAL ELECTRONICS(S.Z)CO.,LTD AND SHOULD NOT BE USED WITHOUT WRITTEN PERMISSION		

X-ON Electronics

Largest Supplier of Electrical and Electronic Components

Click to view similar products for [I/O Connectors](#) category:

Click to view products by [TXGA](#) manufacturer:

Other Similar products are found below :

[571763P](#) [59811-0000](#) [61-168618-12P](#) [D20419-211](#) [D38999/20FJ24PA L/C](#) [76871-1403](#) [PCR-E36PM](#) [PCS-XE26LKA](#) [PCS-XES68MS+](#)
[G38A71314B](#) [DX40-50P\(55\)](#) [1571250010](#) [157-22500-3](#) [MS3471L14-19P L/C](#) [192991-0703](#) [FCN-260C008-A/L0](#) [FCN-260C024-AL0](#) [FCN-](#)
[261Z008](#) [2000314-1](#) [200331-1](#) [PCS-E28FS+](#) [PCS-XE26SLFD+](#) [PCS-XE26SLFDT+](#) [G730VID08BDC24](#) [HDR-E14MSG1+](#) [54182-0605](#)
[UE86K842720321](#) [38113800006](#) [DP3AR020WQ1R200](#) [DRA-26PC-F0R](#) [Z4.102.0680.0](#) [500-1040](#) [500-1052](#) [DX40-20P\(55\)](#) [5554841-1](#)
[SM3100F14S-12P](#) [U90B3054061110](#) [U65-E04-4020](#) [557-262M2-06C](#) [60-042222-02S](#) [10099439-003C-TRLF](#) [226-0348-000](#) [10137239-](#)
[0011LF](#) [70.060.1028.0](#) [109029-ZZ](#) [HDR-E26MG1+](#) [SO-0715-02-01-02](#) [GT1-DA04CST](#) [231-303](#) [MS3112E16-8SX](#)