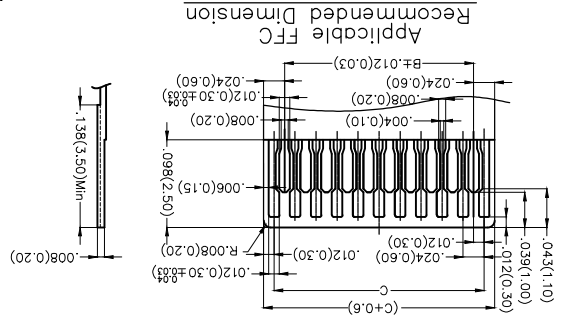
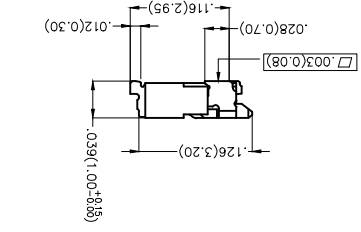
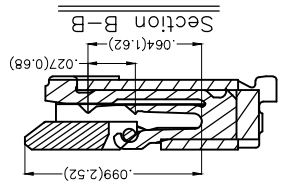
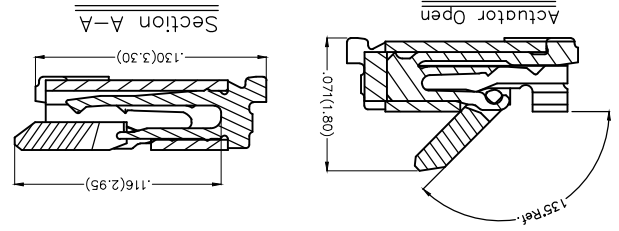
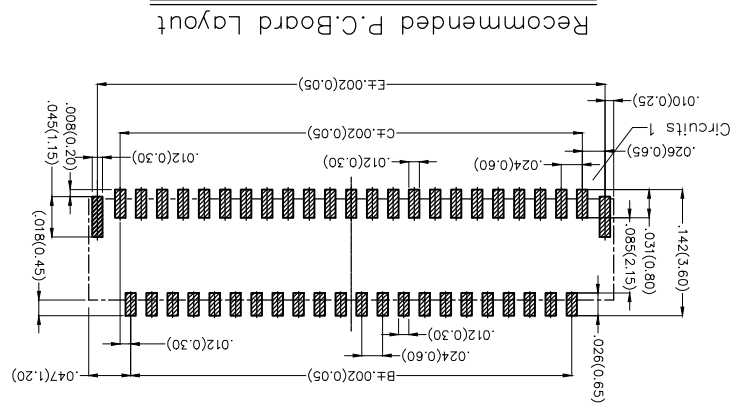
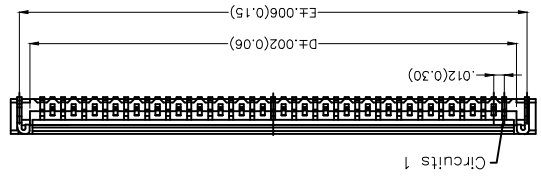
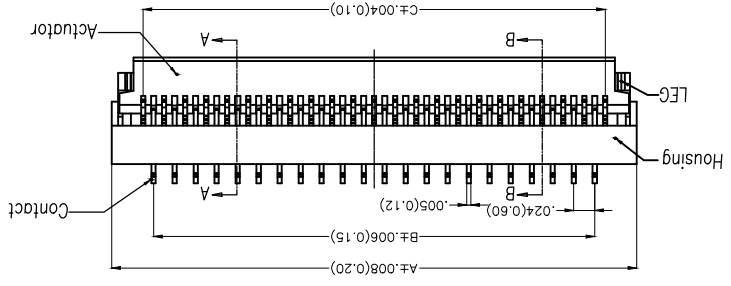


| | | | | | |
|-----|-----------|-------------|------|--------|------|
| REV | LOCATIONS | DESCRIPTION | DATE | REVSER | APPD |
| | | | | | |

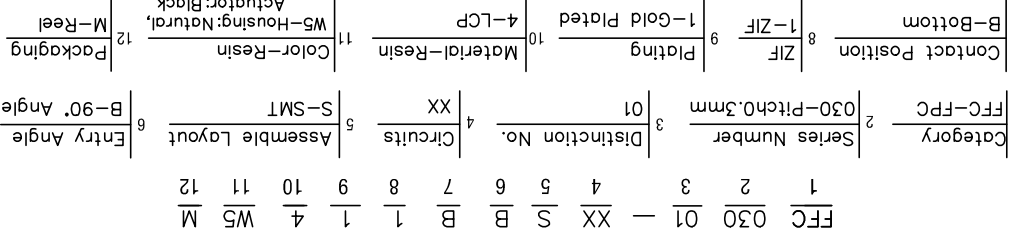


SPECIFICATIONS

Electrical
 Current Rating: 0.2A AC(rms)/DC
 Voltage Rating: 50V AC(rms)/DC
 Contact Resistance: 20 mΩ Max
 Insulation Resistance: 50 MΩ Min
 Withstanding Voltage: 200V AC r.m.s.
 Temperature Range—Operating: -25°C~+85°C
 Material and Plating
 Housing: LCP UL 94V-0
 Actuator: LCP UL 94V-0
 Terminal: Phosphor Bronze/ Gold Plated
 Stopper: Phosphor Bronze/ Tin Plated

| Part No. | A | B | C | D | E |
|----------------------|------------|------------|------------|------------|------------|
| FFC03001-13SBB114W5M | 236(6.00) | 142(3.60) | 118(3.00) | 142(3.60) | 193(4.90) |
| FFC03001-15SBB114W5M | 236(6.00) | 154(3.90) | 120(3.05) | 154(3.90) | 217(5.50) |
| FFC03001-21SBB114W5M | 307(7.80) | 213(5.40) | 236(6.00) | 264(6.70) | 287(7.30) |
| FFC03001-23SBB114W5M | 330(8.40) | 236(6.00) | 260(6.60) | 287(7.30) | 335(7.90) |
| FFC03001-25SBB114W5M | 354(9.00) | 260(6.60) | 287(7.30) | 311(7.90) | 358(9.50) |
| FFC03001-29SBB114W5M | 402(10.20) | 331(8.40) | 358(9.10) | 382(9.10) | 382(9.50) |
| FFC03001-31SBB114W5M | 425(10.80) | 331(8.40) | 354(9.00) | 382(9.70) | 406(10.30) |
| FFC03001-35SBB114W5M | 472(12.00) | 378(9.60) | 402(10.20) | 426(11.50) | 453(11.50) |
| FFC03001-39SBB114W5M | 520(13.20) | 425(10.80) | 449(11.40) | 476(12.10) | 500(12.70) |
| FFC03001-41SBB114W5M | 543(13.80) | 448(11.40) | 472(12.00) | 500(13.30) | 524(13.30) |
| FFC03001-45SBB114W5M | 590(15.00) | 496(12.60) | 520(13.20) | 547(13.90) | 571(14.50) |
| FFC03001-51SBB114W5M | 661(16.80) | 567(14.40) | 591(15.00) | 618(15.70) | 642(16.30) |

Ordering Information



| | | | | |
|---------------------------------------|------------|--|----------------------|---------------|
| THIRD ANGLE | PROJECTION | DESIGN UNITS | SCALE | SIZE |
| | | Inch (metric) | 5:1 | A4 |
| GENERAL TOLERANCES (UNLESS SPECIFIED) | APPROVE BY | DATE | PART NO. | ITEM NO. |
| | FRANK | 28/JUN/13 | FFC03001-XXSBB114W5M | FFC03001 |
| CHECKED BY | DATE | TITLE | Bottom contact SMT | |
| JACOB | 28/JUN/13 | FFC/FCC connector 0.3mm | REV 0 | SHEET NO. 1/2 |
| DRAWN BY | DATE | THIS DRAWING CONTAINS INFORMATION THAT IS PROPRIETARY TO TXGA INDUSTRIAL ELECTRONICS(S)Z)CO.,LTD AND SHOULD NOT BE USED WITHOUT WRITTEN PERMISSION | | |
| CHEERY | 28/JUN/13 | | | |

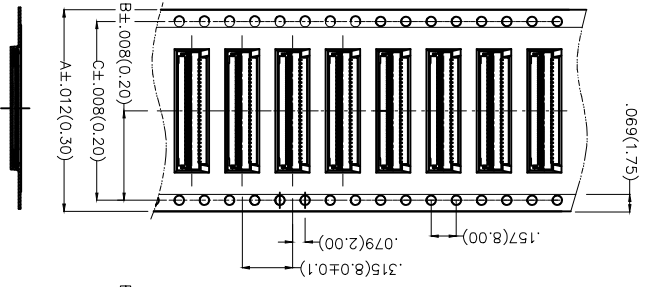
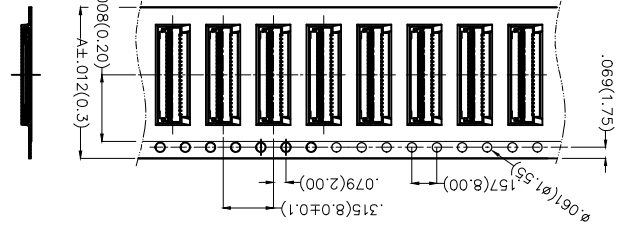
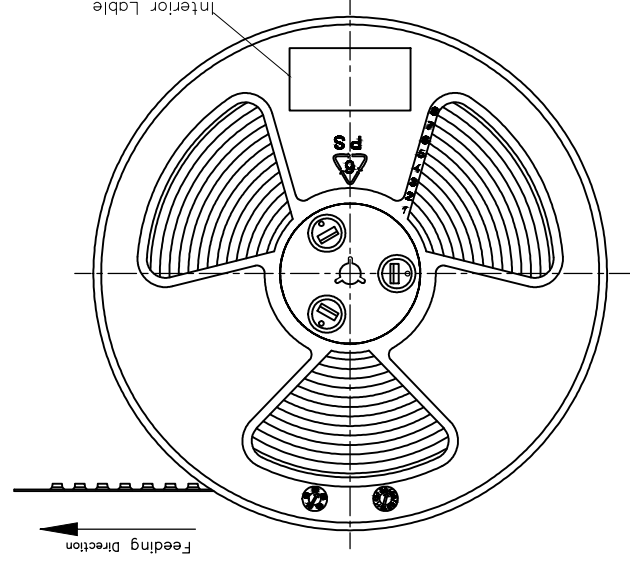
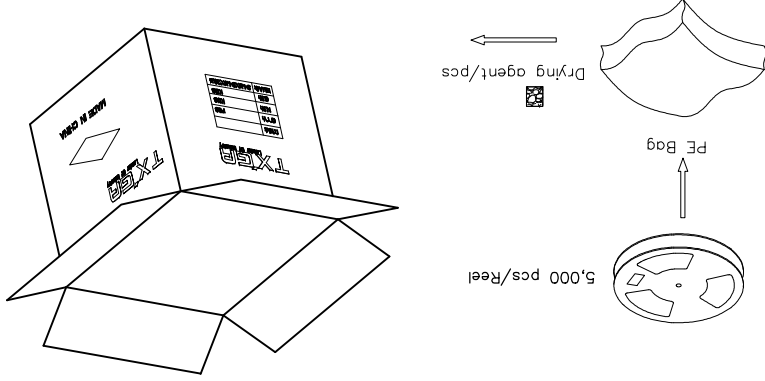
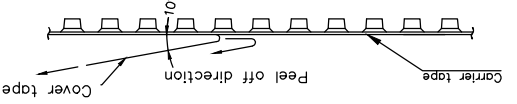
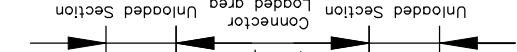
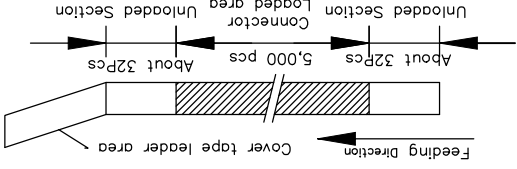


| REV | LOCATIONS | DESCRIPTION | DATE | REVISER | APPD |
|-----|-----------|-------------|------|---------|------|
| | | | | | |

Note:

1. 10 sprocket hole cumulative tolerance ± 0.2
2. Carrier camber is within 1.0mm in 250mm
3. Material: White Conductive polystyrene Alloy 100% recyclable
4. All dimensions meet EIA-481-5 requirements
5. Peel off force of cover tape & carrier tape: $20g \sim 130g (0.2N \sim 1.3N)$
6. Component load per 15" reel: 5,000 pcs

| Circuits | Dimensions (in/mm) | |
|----------|--------------------|------------|
| | A | B |
| 13-25 | 6.30(16.0) | 2.95(7.5) |
| 27-51 | 9.45(24.0) | 4.53(11.5) |



| THIRD ANGLE PROJECTION | | DESIGN UNITS | | SCALE | |
|--|------------|--------------------|--|------------------|----------|
| DATE | APPROVE BY | DATE | CHECKED BY | DATE | DRAWN BY |
| 28/JUN/13 | FRANK | 28/JUN/13 | JACOB | 28/JUN/13 | CHEERY |
| PART NO. | ITEM NO. | TITLE | FPC/FCC connector 0.3mm Bottom contact SMT | | |
| FFC03001-XXSBB14WSM | FCC03001 | Leader Of Industry | | | |
| GENERAL TOLERANCES (UNLESS SPECIFIED) | | X ±.012(0.30) | | X.XX ±.006(0.15) | |
| APPROVE BY | | X ±.012(0.30) | | X.XX ±.004(0.10) | |
| DATE | | X.XX ±.01 | | X.XX ±.05 | |
| DRAWN BY | | X.XX ±.01 | | X.XX ±.05 | |
| DATE | | X.XX ±.01 | | X.XX ±.05 | |
| 28/JUN/13 | | 28/JUN/13 | | 28/JUN/13 | |
| THIS DRAWING CONTAINS INFORMATION THAT IS PROPRIETARY TO TXGA INDUSTRIAL ELECTRONICS(Z)CO.,LTD AND SHOULD NOT BE USED WITHOUT WRITTEN PERMISSION | | | | | |
| SHEET NO. 2/2 | | REV 0 | | 8 | |



Leader Of Industry

X-ON Electronics

Largest Supplier of Electrical and Electronic Components

Click to view similar products for [FFC & FPC Connectors](#) category:

Click to view products by [TXGA](#) manufacturer:

Other Similar products are found below :

[HFW11R-1STE1H1LF](#) [FH29B-100S-0.2SHW\(99\)](#) [FA5S008HP1](#) [FH29B-120S-0.2SHW\(99\)](#) [FH29B-80S-0.2SHW\(99\)](#) [FHS-16](#) [FPH-2022G](#)
[52610-1075](#) [52610-1275](#) [52610-1934](#) [XF3M\(1\)-1415-1B-R100](#) [501864-3091-TR225](#) [0525594033](#) [086210010340800](#) [086222026001800](#)
[52271-2869-CUT-TAPE](#) [62674-201121DLF](#) [62684-36210E9ALF](#) [52610-1675](#) [52746-1671-TR250](#) [10051922-2810EHLF](#) [6-520415-9](#)
[BD021-09A-A1-0350-0200-0550-LD](#) [SFV6R-1STE9HLF](#) [XF3M-2915-1B-R100](#) [1658549-1](#) [62674-221121ALF](#) [46214008010800](#)
[046298003000883](#) [151660622](#) [842-816-2630-035](#) [AYF530665TA](#) [AYF351525](#) [046296011930846+](#) [AYF352325A](#) [046254020000800+](#)
[FH19C-13S-0.5SH\(99\)](#) [FH39J-51S-0.3SHW\(99\)](#) [AYF355125A](#) [AYF530365TA](#) [FH29B-44S-0.2SHW\(99\)](#) [SFW5R-2STAE9LF](#) [AYF351125A](#)
[AYF350725A](#) [62684-502100AHLF](#) [FH39-61S-0.3SHW\(99\)](#) [AYF414035A](#) [10064555-172520HLF](#) [AYF212335A](#) [504754-2500](#)