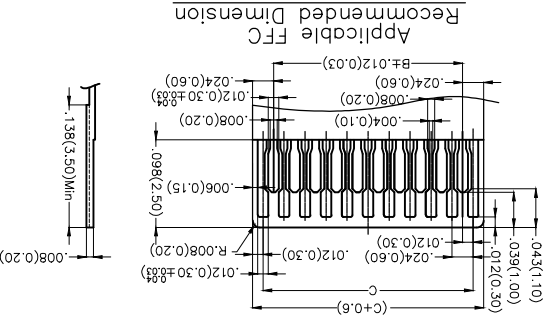
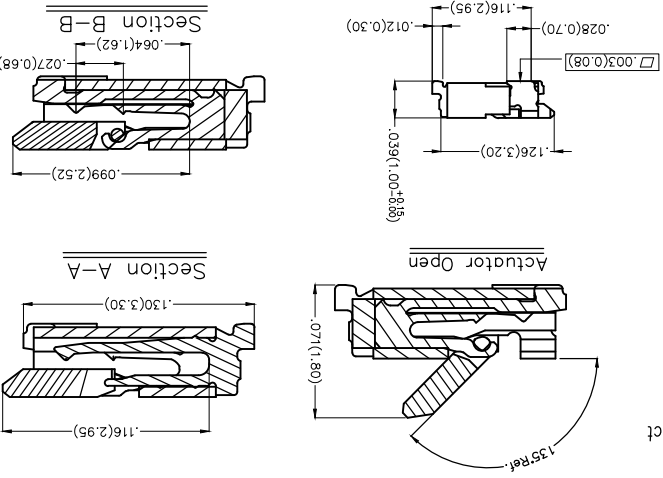


Recommended P.C.Board Layout



Applicable FFC
Recommended Dimension

Circuits	(h)	Part No.	A	B	C	D	E
13	FFC03001-13SBB14XXM	215(5.40)	118(3.00)	142(3.60)	193(4.90)	193(4.90)	
15	FFC03001-15SBB14XXM	236(6.00)	165(4.20)	193(4.90)	217(5.50)	217(5.50)	
21	FFC03001-21SBB14XXM	307(7.80)	213(5.40)	236(6.00)	264(6.70)	287(7.30)	
23	FFC03001-23SBB14XXM	330(8.40)	236(6.00)	264(6.70)	287(7.30)	335(7.90)	
25	FFC03001-25SBB14XXM	354(9.00)	260(6.60)	287(7.30)	311(7.90)	335(8.50)	
29	FFC03001-29SBB14XXM	402(10.20)	331(8.40)	307(7.80)	358(9.10)	382(9.70)	
31	FFC03001-31SBB14XXM	425(10.80)	331(8.40)	354(9.00)	382(9.70)	406(10.30)	
35	FFC03001-35SBB14XXM	472(12.00)	378(9.60)	402(10.20)	453(11.50)	453(11.50)	
39	FFC03001-39SBB14XXM	520(13.20)	425(10.80)	449(11.40)	500(12.70)	500(12.70)	
41	FFC03001-41SBB14XXM	543(13.80)	449(11.40)	472(12.00)	524(13.30)	524(13.30)	
45	FFC03001-45SBB14XXM	590(15.00)	496(12.60)	520(13.20)	571(14.50)	571(14.50)	
51	FFC03001-51SBB14XXM	661(16.80)	567(14.40)	591(15.00)	618(15.70)	642(16.30)	

Ordering Information

- 1 Category
- 2 Series Number
- 3 Distinction No.
- 4 Circuits
- 5 S-SMT
- 6 Entry Angle
- 7 Contact Position
- 8 1-ZIF
- 9 1-Gold Plated
- 10 Material-Resin
- 11 Color-Resin
- 12 Packaging

THIRD ANGLE		DESIGN UNITS		SCALE	
	X ±.01Z(0.30)	X.X ±.008(0.20)	X.XX ±.006(0.15)	5:1	A4
	(UNLESS SPECIFIED)	X.X ±.01Z(0.30)	X.XX ±.006(0.15)		
		X.X ±.01Z(0.30)	X.XX ±.006(0.15)		
		X.XX ±.004(0.10)	X.XX ±.005		
APPROVE BY	DATE	CHECKED BY	DATE	DRAWN BY	DATE
FRANK	28/JUN/13	JACOB	28/JUN/13	CHEERY	28/JUN/13
GENERAL TOLERANCES (UNLESS SPECIFIED)					
PART NO. FFC03001-XXSBB14XXM					
TITLE FFC/FFC connector 0.3mm Bottom contact SMT					
REV 0			SHEET NO. 1/2		
THIS DRAWING CONTAINS INFORMATION THAT IS PROPRIETARY TO TXGA INDUSTRIAL ELECTRONICS(Z)CO.,LTD AND SHOULD NOT BE USED WITHOUT WRITTEN PERMISSION					



Leader Of Industry

REV	LOCATIONS	DESCRIPTION	DATE	REVSER	APPD

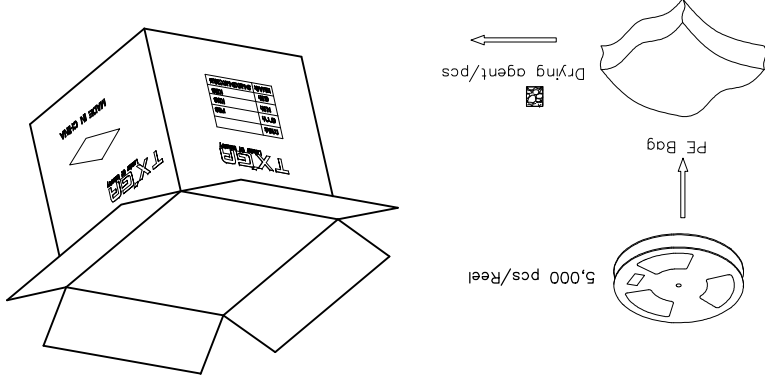
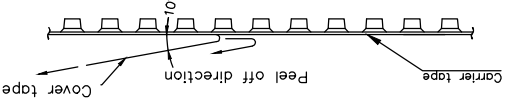
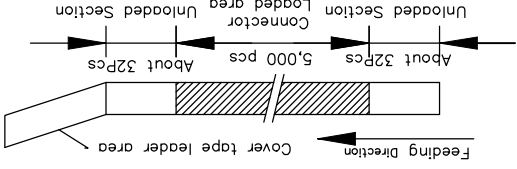
Electrical
 Current Rating: 0.2A AC(rms)/DC
 Voltage Rating: 50V AC(rms)/DC
 Contact Resistance: 20 mΩ Max
 Insulation Resistance: 50 MΩ Min
 Withstanding Voltage: 200V AC r.m.s
 Temperature Range-Operating: -25°C~+85°C
 Material and Plating
 Housing: LCP UL 94V-0
 Actuator: LCP UL 94V-0
 Terminal: Phosphor Bronze/ Gold Plated
 Stopper: Phosphor Bronze/ Tin Plated

REV	LOCATIONS	DESCRIPTION	DATE	REVISER	APPD

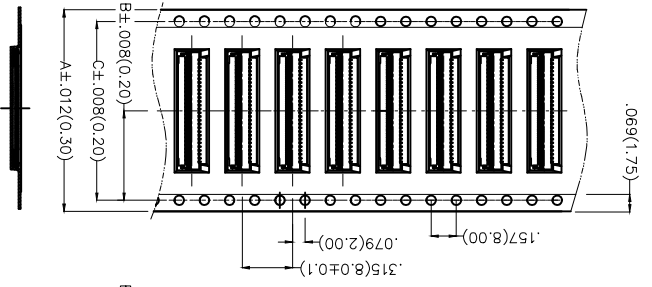
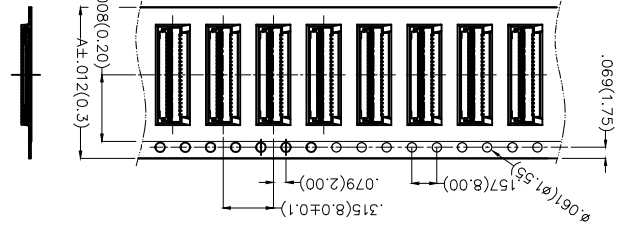
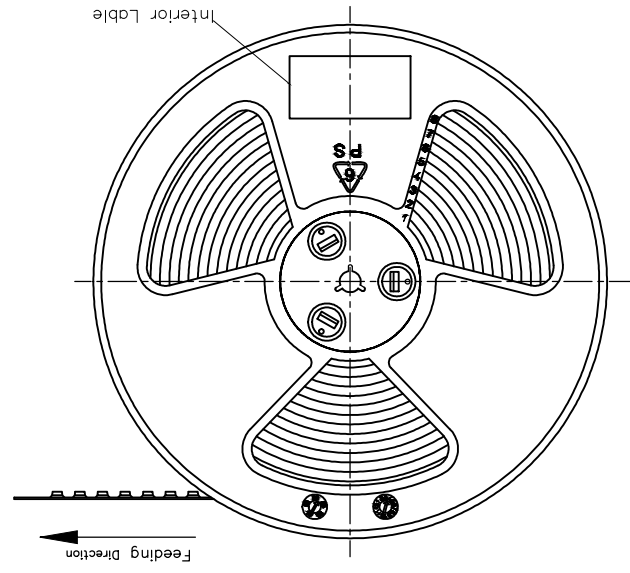
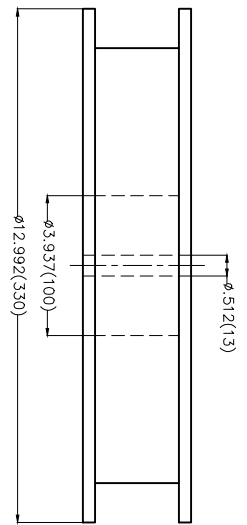
Note:

1. 10 sprocket hole cumulative tolerance ± 0.2
2. Carrier camber is within 1.0mm in 250mm
3. Material: White Conductive polystyrene Alloy 100% recyclable
4. All dimensions meet EIA-481-5 requirements
5. Peel off force of cover tape & carrier tape: $20g \sim 130g (0.2N \sim 1.3N)$
6. Component load per 15" reel: 5,000 pcs

Circuits	Dimensions (in/mm)	
	A	B
13-25	6.30(16.0)	2.95(7.5)
27-51	9.45(24.0)	4.53(11.5)



THIRD ANGLE PROJECTION		DESIGN UNITS		SCALE	
	(UNLESS SPECIFIED)	X.XX±.006(0.15)	X.XX±.008(0.20)	5:1	A4
DATE	APPROVE BY	DATE	CHECKED BY	DATE	DRAWN BY
28/JUN/13	FRANK	28/JUN/13	X.F5	28/JUN/13	JACOB
PART NO.	ITEM NO.	TITLE			
FFC03001-XXSBB14XXM	FFC03001	FFC/FFC connector 0.3mm Bottom contact SMT			
		REV 0	SHEET NO. 2/2		
Leader Of Industry					
TXGA					
THIS DRAWING CONTAINS INFORMATION THAT IS PROPRIETARY TO TXGA INDUSTRIAL ELECTRONICS(Z)CO.,LTD AND SHOULD NOT BE USED WITHOUT WRITTEN PERMISSION					



X-ON Electronics

Largest Supplier of Electrical and Electronic Components

Click to view similar products for [FFC & FPC Connectors](#) category:

Click to view products by [TXGA](#) manufacturer:

Other Similar products are found below :

[HFW11R-1STE1H1LF](#) [FH29B-100S-0.2SHW\(99\)](#) [FA5S008HP1](#) [FH29B-120S-0.2SHW\(99\)](#) [FH29B-80S-0.2SHW\(99\)](#) [FHS-16](#) [FPH-2022G](#)
[52610-1075](#) [52610-1275](#) [52610-1934](#) [XF3M\(1\)-1415-1B-R100](#) [501864-3091-TR225](#) [0525594033](#) [086210010340800](#) [086222026001800](#)
[52271-2869-CUT-TAPE](#) [62674-201121DLF](#) [62684-36210E9ALF](#) [52610-1675](#) [52746-1671-TR250](#) [10051922-2810EHLF](#) [6-520415-9](#)
[BD021-09A-A1-0350-0200-0550-LD](#) [SFV6R-1STE9HLF](#) [XF3M-2915-1B-R100](#) [1658549-1](#) [62674-221121ALF](#) [46214008010800](#)
[046298003000883](#) [151660622](#) [842-816-2630-035](#) [AYF530665TA](#) [AYF351525](#) [046296011930846+](#) [AYF352325A](#) [046254020000800+](#)
[FH19C-13S-0.5SH\(99\)](#) [FH39J-51S-0.3SHW\(99\)](#) [AYF355125A](#) [AYF530365TA](#) [FH29B-44S-0.2SHW\(99\)](#) [SFW5R-2STAE9LF](#) [AYF351125A](#)
[AYF350725A](#) [62684-502100AHLF](#) [FH39-61S-0.3SHW\(99\)](#) [AYF414035A](#) [10064555-172520HLF](#) [AYF212335A](#) [504754-2500](#)